

# FEDERAL ELECTION COMMISSION



Press Office  
 999 E Street, N.W., Washington, D.C. 20463  
 Phone: Local 376-3155 Toll Free 800-424-9530

FOR IMMEDIATE RELEASE  
 OCTOBER 31, 1989

CONTACT: FRED EILAND  
 SHARON SNYDER  
 SCOTT MOXLEY

## FEC FINAL REPORT ON 1988 CONGRESSIONAL CAMPAIGNS SHOWS \$459 MILLION SPENT

WASHINGTON — The Federal Election Commission has released its Final Report on the 1988 Congressional elections. The following are highlights of that study:

**\*1988 Congressional spending increased by only negligible amounts from what was spent in 1986.**

Candidates for U.S. Senate and House seats in 1987-88 raised \$478 million and spent \$459 million. By comparison, the \$451 million spent in the 1986 Congressional races was more than 20 percent greater than the \$374 million spent in 1984.

Although 1988 produced fewer candidates for Senate and House races, major factors in the lack of significant changes in overall figures include fewer expensive Senate races, fewer close House races, and fewer open seat races.

	1987-88	1985-86	1983-84	1981-82	1979-80	1977-78
Receipts	\$477.6	\$472.0	\$397.2	\$354.7	\$248.8	\$199.4
Expenditures	\$459.0	\$450.9	\$374.1	\$342.4	\$239.0	\$194.8
No. of Candidates	1792	1873	2036	2240	2288	1909

From 1986 to 1988, House spending rose 7.6%, from \$239.3 million to \$257.6 million, while Senate spending decreased 4.8%, from \$211.7 million to \$201.4 million, again, possibly due to the nature of the particular seats which were up in '88.

**\*Winning campaigns in '88, by contrast, showed increases of 18.5% in spending for the Senate and 10.3% for the House over '86.**  
 The following table details winning campaign statistics over the years.

Financial Activity of Winning Congressional Candidates							
Senate							
	1987-88	1985-86	1983-84	1981-82	1979-80	1977-78	1975-76
Raised	\$121.7	\$106.8	\$100.9	\$70.7	\$41.7	\$43.0	\$21.0
Spent	\$123.6	\$104.3	\$97.5	\$68.2	\$40.0	\$42.3	\$20.1
PAC \$	\$31.8	\$28.4	\$20.0	\$15.6	\$10.2	\$6.0	\$3.1
House							
	1987-88	1985-86	1983-84	1981-82	1979-80	1977-78	1975-76
Raised	\$191.0	\$172.7	\$144.8	\$123.1	\$86.0	\$60.0	\$42.5
Spent	\$171.0	\$154.9	\$127.0	\$114.7	\$78.0	\$55.6	\$38.0
PAC \$	\$86.4	\$72.8	\$59.5	\$42.7	\$27.0	\$17.0	\$10.9

0  
2  
4  
5  
8  
9

\*PAC contributions increased by 11% over '86 levels. This was less of an increase than has been seen in prior election cycles, but the percent of total receipts that they represent has increased.

The following chart provides an overview of PAC contributions and the percentage they represented of total receipts for Senate and House candidates over the years.

	1987-88	% of Rec.	1985-86	% of Rec.	1983-84	% of Rec.	1981-82	% of Rec.	1979-80	% of Rec.	1977-78	% of Rec.
All	\$147.9	31%	\$132.7	28%	\$105.3	26%	\$83.6	24%	\$55.2	22%	\$34.1	17%
Sen	\$45.7	23%	\$45.3	21%	\$29.7	17%	\$22.5	16%	\$17.3	17%	\$9.7	11%
Hse	\$102.2	37%	\$87.4	34%	\$75.7	34%	\$61.1	29%	\$37.9	26%	\$24.4	21%

(figures are in millions of dollars)

**\*Reports show growing PAC support for House Democratic Challengers and Democrats running for House Open Seats.**

One of the many interesting stories of the '88 Congressional elections is the apparent success of House Democratic Challengers in obtaining PAC money. Historically, candidates for the U.S. House, and House Incumbents in particular, have received the lion's share of PAC dollars and show the largest percentage of receipts from PAC's. That is still true in 1987-88.

°Republican House Incumbents received 39.6% of all their funds from PAC's, while, although much smaller in amount, Democratic House Challengers and candidates for Open Seats received 32.6% and 37.6%, respectively.

°Democratic House Incumbents accepted 52.0% of their funds from PAC's, while Republican House Challengers received only 10.9% from PAC's and Republicans in Open Seat races, 22.65%.

The total amount of PAC dollars contributed to House Democratic general election Challengers was over \$7.3 million, which represented nearly one-third of their total receipts. Nonetheless, an analysis of the numbers is necessary to avoid erroneous conclusions.

Figures cited below show that a relatively small number of House Democratic challengers received the majority of the PAC money, while most received very little.

°Total PAC Contributions to House Democratic Challengers was \$7,344,435.

°The average amount received was \$47,691, but the median was \$6,950, as it was in 1986.

°Fifteen Democratic House Challengers, the top 10% of PAC recipients for their class, received more than \$3.9 million from PAC's. This amount represented 53.5% of all PAC support for this class of candidate.

°The second 10% of PAC recipients for this class received more than \$1.8 million from PAC's, which was 25% of the total PAC money given to this category of candidate.

°Therefore, 20% of House Democratic Challengers received almost 80% of PAC contributions.

Labor PAC's contributed the most to House Democratic Challengers, giving a total of \$4,876,281. All other PAC's contributed a total of \$2,468,154, almost the same as the total \$2,168,636 given to Republican House Challengers.

8 9 0 8 0 2 0 4 5 2 1

Republican House Challengers received far less PAC money than their Democratic counterparts, only \$2.2 million. This was 10.9% of their total receipts.

While the amount received per candidate (average - \$11,178; median - \$500), was considerably less than for Democrats, PAC support of Republican House Challengers was also focused on a few campaigns. The top 10% of Republican recipients, like the Democrats, received 68% of the PAC money given to all Republican House Challengers.

\*PAC contributions to candidates in Open Seat races followed similar patterns. There were 27 Open Seat House races, excluding California 12th. Democrats received 36.5% of their funding from PAC's; Republicans, 21%. The median PAC support for Democrats was \$201,672; the median for Republicans was \$137,301. Labor committees again made the difference, contributing \$2,387,214 to Democrats, while all other PAC's contributed \$2,260,068. Republicans received \$86,150 from Labor PAC's and \$2,812,411 from all other PAC's.

\*Independent Expenditures totalled over \$7 million in the 1987-88 election cycle: \$5.9 million on behalf of candidates and \$1.1 million against them. That is down from \$9.3 million spent independently in the 1985-86 election cycle.

2  
2  
5  
4  
0  
2  
0  
8  
0  
9  
0  
2  
The FEC Reports on Financial Activity, 1987-88: U.S. Senate and House Campaigns, Final Report is available for purchase from the FEC Office of Public Records, 999 E Street, N.W., Washington, D.C. 20463. The price is \$10 and advance payment is required. A computer tape of the study is available at a cost of \$50. The tape may be ordered through the FEC Data Systems Development Division, (202) 376-3155.

Information on the following pages provides details of the various sources of monies raised by campaigns according to party affiliation and candidate status. A pie graph illustrates the sources of Senate and House receipts. The graph is followed by a table showing the median disbursements of House General Election Candidates by candidate status and electoral margin. Two pages of bar graphs depict the number of incumbents and challengers in various types of campaigns and their contrasting spending over five election cycles. The fifty largest campaigns, in both the Senate and House, also are listed. The final table gives information on the financial activity of general election Senate candidates over a six-year period.

## FOOTNOTES

1. Net receipt and net disbursement figures are total receipts and total disbursements, as reported by the campaigns, minus any money transferred between committees of the same campaign. They have not been adjusted for refunds or repayments.

2. Open seat races are those in which the incumbent did not seek reelection. As such, both general election candidates in California's 12th district are classified as challengers. Districts where special elections have been held at times separate from the regular election calendar (CA/5, CT/4, IL/21, LA/4, TN/5, and VA/5) have been divided into two races. During the special election period all candidates are considered open seat, and appear as such in the Tables referring to ALL campaigns. Winners of specials are considered incumbents for the regular election process and any other candidate who participated in both the special and regular process is considered a challenger during the regular election period. Districts where special elections were held in conjunction with the general (NJ/3, TN/2) have been classified as open seat and were not divided.

3. On the Senate listings, the column titled "Candidate Support" includes contributions by the candidate, as well as loans made or guaranteed by the candidate. The column titled "Trans from other auth" includes monies transferred from House committees of candidates for the Senate, as well as proceeds from joint fundraising activity among several candidates or committees. Contributions from individuals and PAC's made through these joint fundraising efforts are not included in the "Individual Contributions" or "Non Party Contributions" columns.

4. Some House members who were running for the Senate in '88 changed their former House campaign committees into their Senate campaign committees (and in the case of McEwen in Ohio and Moody in Wisconsin then reverted back to House committees). Financial activity related solely to their Senate campaigns cannot be isolated. (See also Boulter (TX), Dowdy (MS), Jeffords (VT)).

5. One incumbent Senator has carried debts from a previous election which continues to be reflected in the "Debts Owed" column of the detailed listing and in Top 50 listings. See Lautenberg (NJ).

6. Figures in "ALL CAMPAIGN" summary Tables ( but not General election Tables) for House Democratic Open Seat candidates are significantly affected by two special election campaigns in Tennessee. Jane Eskind provided her campaign with \$1,097,500 in loans from the candidate which were reported as repayed and replaced with candidate contributions totalling \$1,373,413. This reporting practice inflates Net Receipts, Candidate Loans, and Net Disbursements. Philip Bredesen provided his campaign with \$1,851,600 in loans which have not been repayed or converted.

7. Figures for Senate Democratic Open Seats in all Tables are significantly affected by the campaign of Herbert Kohl in Wisconsin. Contributions from the candidate totalling \$6,135,071 in this single campaign represents 96% of all candidate contributions in Senate general election campaigns.

8. Elizabeth Patterson (SC/4) reported significant roll over of debt from the 1986 campaign. Loans from banks were repayed with newly borrowed money. The reporting of this activity inflates receipts and disbursements significantly.

9. Top 50 rankings for PAC contributions have been adjusted for any refunds of those contributions made by the candidate.

1987-88 Financial Activity of All Congressional Campaigns

(January 1, 1987 - December 31, 1988)

Campaign Type	Number of Candidates	Net Receipts	Individual Contributions	Candidate Contributions	Loans from Candidate	Other Loans	Party Contributions	FAC Contributions
<b>Senate</b>	<b>210</b>	<b>\$199,264,409</b>	<b>\$128,082,744</b>	<b>\$6,765,055</b>	<b>\$8,240,871</b>	<b>\$813,658</b>	<b>\$1,201,467</b>	<b>\$45,683,980</b>
Democrats	79	\$107,652,980	\$67,290,429	\$6,540,305	\$3,789,866	\$740,364	\$492,736	\$24,163,624
Incumbents	15	\$51,005,079	\$32,558,245	\$0	\$330,000	\$100,250	\$168,107	\$15,256,672
Challengers	43	\$28,694,542	\$20,641,236	\$226,348	\$1,693,735	\$584,414	\$221,594	\$4,678,575
Open Seats	21	\$27,953,359	\$14,090,948	\$6,313,957	\$1,766,131	\$55,700	\$103,035	\$4,228,377
Republicans	79	\$91,284,094	\$60,604,367	\$210,697	\$4,342,788	\$68,837	\$708,731	\$21,517,178
Incumbents	12	\$47,250,940	\$31,628,556	\$3,700	\$99,531	\$0	\$234,273	\$13,422,457
Challengers	51	\$27,305,441	\$18,805,781	\$156,086	\$3,750,131	\$42,837	\$322,858	\$3,362,629
Open Seats	16	\$16,727,713	\$10,170,030	\$50,911	\$493,126	\$26,000	\$151,600	\$4,732,092
Others	52	\$327,335	\$187,948	\$14,053	\$108,217	\$4,457	\$0	\$3,178
Challengers	43	\$322,202	\$187,638	\$9,230	\$108,217	\$4,457	\$0	\$3,178
Open Seats	9	\$5,133	\$310	\$4,823	\$0	\$0	\$0	\$0
<b>House</b>	<b>1582</b>	<b>\$278,344,581</b>	<b>\$129,949,782</b>	<b>\$4,927,492</b>	<b>\$23,196,292</b>	<b>\$1,417,404</b>	<b>\$3,896,840</b>	<b>\$102,162,077</b>
Democrats	744	\$160,306,264	\$65,345,085	\$3,455,226	\$13,955,020	\$1,190,995	\$1,255,706	\$67,403,172
Incumbents	248	\$102,530,590	\$40,456,161	\$46,014	\$1,445,845	\$813,578	\$416,919	\$53,356,704
Challengers	375	\$29,705,529	\$14,287,078	\$974,038	\$5,246,363	\$145,668	\$510,320	\$7,764,917
Open Seats	121	\$28,070,145	\$10,601,846	\$2,435,174	\$7,262,812	\$231,749	\$328,467	\$6,281,551
Republicans	624	\$117,046,870	\$63,873,906	\$1,445,192	\$9,068,962	\$195,052	\$2,641,134	\$34,750,705
Incumbents	165	\$73,070,740	\$38,348,549	\$94,870	\$820,926	\$66,250	\$940,006	\$28,822,871
Challengers	339	\$22,274,826	\$12,726,742	\$952,384	\$4,643,390	\$50,888	\$1,041,710	\$2,252,995
Open Seats	120	\$21,701,304	\$12,798,615	\$397,938	\$3,604,646	\$77,914	\$659,418	\$3,674,839
Others	214	\$991,447	\$730,791	\$27,074	\$172,310	\$31,357	\$0	\$8,200
Challengers	185	\$541,726	\$318,414	\$23,554	\$166,310	\$18,217	\$0	\$8,200
Open Seats	29	\$449,721	\$412,377	\$3,520	\$6,000	\$13,140	\$0	\$0
<b>Summary</b>								
Democrats	823	\$267,959,244	\$132,635,514	\$9,995,531	\$17,744,886	\$1,931,359	\$1,748,442	\$91,566,796
Republicans	703	\$208,330,964	\$124,478,273	\$1,655,889	\$13,411,750	\$263,889	\$3,349,865	\$56,267,883
Others	266	\$1,318,782	\$918,739	\$41,127	\$280,527	\$35,814	\$0	\$11,378
Incumbents	440	\$273,857,349	\$142,991,511	\$144,584	\$2,696,302	\$980,078	\$1,759,305	\$110,858,704
Challengers	1036	\$108,844,266	\$66,966,889	\$2,341,640	\$15,608,146	\$846,481	\$2,096,482	\$18,070,494
Open Seats	316	\$94,907,375	\$48,074,126	\$9,206,323	\$13,132,715	\$404,503	\$1,242,520	\$18,916,859
<b>Grand Total</b>	<b>1792</b>	<b>\$477,608,990</b>	<b>\$258,032,526</b>	<b>\$11,692,547</b>	<b>\$31,437,163</b>	<b>\$2,231,062</b>	<b>\$5,098,307</b>	<b>\$147,846,057</b>

1987-88 Financial Activity of All Congressional Campaigns

(January 1, 1987 - December 31, 1988)

Corporate	Labor	Non-Connected	Trade/Member Health	Cooperative	Corp. w/o Stock	Net Disbursements	Latest Cash on Hand	Party Expenditures
\$18,793,736	\$7,077,626	\$7,834,004	\$10,371,880	\$568,857	\$1,037,877	\$201,407,632	\$9,730,970	\$16,772,113
\$7,206,169	\$6,527,684	\$4,797,796	\$4,786,285	\$309,230	\$536,460	\$107,949,859	\$5,849,916	\$6,517,397
\$5,465,427	\$3,167,481	\$2,513,099	\$3,473,635	\$221,900	\$415,130	\$51,857,179	\$5,025,168	\$2,024,936
\$487,833	\$2,164,025	\$1,386,415	\$538,397	\$45,350	\$56,555	\$28,390,019	\$297,271	\$2,972,106
\$1,252,909	\$1,196,178	\$898,282	\$774,253	\$41,980	\$64,775	\$27,702,661	\$527,477	\$1,520,355
\$11,587,567	\$549,942	\$3,035,208	\$5,583,417	\$259,627	\$501,417	\$93,149,040	\$3,862,415	\$10,254,716
\$7,227,435	\$424,050	\$1,660,292	\$3,622,684	\$160,713	\$327,283	\$49,342,220	\$2,840,154	\$3,575,133
\$1,888,505	\$8,800	\$652,985	\$719,650	\$21,014	\$71,675	\$27,384,334	\$347,750	\$4,574,582
\$2,471,627	\$117,092	\$721,931	\$1,241,083	\$77,900	\$102,459	\$16,422,486	\$674,511	\$2,105,001
\$0	\$0	\$1,000	\$2,178	\$0	\$0	\$308,733	\$18,639	\$0
\$0	\$0	\$1,000	\$2,178	\$0	\$0	\$303,550	\$18,622	\$0
\$0	\$0	\$0	\$0	\$0	\$0	\$5,183	\$17	\$0
\$31,602,675	\$26,789,020	\$11,407,695	\$28,573,416	\$1,958,543	\$1,882,028	\$257,579,307	\$65,090,748	\$6,988,466
\$16,251,345	\$24,804,494	\$7,405,867	\$16,531,737	\$1,268,123	\$1,141,606	\$145,568,735	\$41,738,005	\$2,827,974
\$15,429,494	\$16,487,229	\$4,840,092	\$14,419,990	\$1,138,523	\$1,041,376	\$88,848,458	\$40,669,087	\$1,300,256
\$248,707	\$5,086,869	\$1,442,452	\$906,714	\$44,250	\$35,925	\$29,203,379	\$543,557	\$963,519
\$573,144	\$3,230,396	\$1,123,323	\$1,205,033	\$85,350	\$64,305	\$27,516,898	\$525,361	\$564,199
\$15,351,330	\$1,982,826	\$3,944,528	\$12,041,179	\$690,420	\$740,422	\$111,036,028	\$23,330,766	\$4,160,492
\$13,170,651	\$1,840,624	\$2,433,153	\$10,169,840	\$638,220	\$570,383	\$67,719,700	\$22,742,660	\$1,264,901
\$867,030	\$30,552	\$691,772	\$572,093	\$9,300	\$82,248	\$21,961,465	\$241,770	\$1,772,067
\$1,313,649	\$111,650	\$819,603	\$1,299,246	\$42,900	\$87,791	\$21,354,863	\$346,336	\$1,123,524
\$0	\$1,700	\$57,300	\$500	\$0	\$0	\$974,544	\$21,977	\$0
\$0	\$2,000	\$57,000	\$500	\$0	\$0	\$526,565	\$18,919	\$0
\$0	(\$300)	\$300	\$0	\$0	\$0	\$447,979	\$3,058	\$0
\$23,457,514	\$31,332,178	\$12,203,663	\$21,318,022	\$1,577,353	\$1,678,066	\$253,518,594	\$47,587,921	\$9,345,371
\$26,938,897	\$2,532,768	\$6,979,736	\$17,624,596	\$950,047	\$1,241,839	\$204,185,068	\$27,193,181	\$14,415,208
\$0	\$1,700	\$58,300	\$2,678	\$0	\$0	\$1,283,277	\$40,616	\$0
\$41,293,007	\$21,919,384	\$11,446,636	\$31,686,149	\$2,159,356	\$2,354,172	\$257,767,557	\$71,277,069	\$8,165,226
\$3,492,075	\$7,292,246	\$4,231,624	\$2,739,532	\$119,914	\$246,403	\$107,769,312	\$1,467,889	\$10,282,274
\$5,611,329	\$4,655,016	\$3,563,439	\$4,519,615	\$248,130	\$319,330	\$93,450,070	\$2,076,760	\$5,313,079
\$50,396,411	\$33,866,646	\$19,241,699	\$38,945,296	\$2,527,400	\$2,919,905	\$458,986,939	\$74,821,718	\$23,760,579

1987-88 Financial Activity of General Election Candidates

(January 1, 1987 - December 31, 1988)

Campaign Type	Number of Candidates	Net Receipts	Individual Contributions	Candidate Contributions	Loans from Candidate	Other Loans	Party Contributions	PAC Contributions
<b>Senate</b>	<b>108</b>	<b>\$182,856,673</b>	<b>\$118,548,841</b>	<b>\$6,405,178</b>	<b>\$4,164,097</b>	<b>\$756,121</b>	<b>\$1,188,900</b>	<b>\$44,400,934</b>
Democrats	33	\$96,526,332	\$59,893,861	\$6,302,180	\$2,263,756	\$714,864	\$490,514	\$23,194,684
Incumbents	15	\$51,005,079	\$32,558,245	\$0	\$330,000	\$100,250	\$168,107	\$15,256,672
Challengers	12	\$26,177,694	\$19,344,063	\$13,373	\$841,756	\$584,414	\$220,908	\$4,553,368
Open Seats	6	\$19,343,559	\$7,791,553	\$6,288,807	\$1,092,000	\$30,000	\$101,499	\$3,384,644
Republicans	33	\$86,094,194	\$58,671,488	\$94,787	\$1,872,124	\$37,000	\$698,388	\$21,203,072
Incumbents	12	\$47,250,940	\$31,628,556	\$3,700	\$99,531	\$0	\$234,273	\$13,422,457
Challengers	15	\$23,129,996	\$17,469,939	\$91,087	\$1,517,579	\$25,000	\$312,913	\$3,120,411
Open Seats	6	\$15,713,258	\$9,572,993	\$0	\$255,014	\$12,000	\$151,200	\$4,660,204
Others	42	\$236,147	\$183,492	\$8,211	\$28,217	\$4,457	\$0	\$3,178
Challengers	37	\$236,147	\$183,492	\$8,211	\$28,217	\$4,457	\$0	\$3,178
Open Seats	5	\$0	\$0	\$0	\$0	\$0	\$0	\$0
<b>House</b>	<b>1001</b>	<b>\$243,280,423</b>	<b>\$114,056,667</b>	<b>\$1,594,293</b>	<b>\$11,622,353</b>	<b>\$1,224,268</b>	<b>\$3,597,218</b>	<b>\$99,096,840</b>
Democrats	429	\$137,379,879	\$56,159,315	\$688,148	\$5,743,378	\$1,044,524	\$1,134,908	\$65,348,421
Incumbents	248	\$102,530,590	\$40,456,161	\$46,014	\$1,445,845	\$813,578	\$416,919	\$53,356,704
Challengers	154	\$22,497,992	\$10,790,287	\$530,415	\$2,579,456	\$86,206	\$494,010	\$7,344,435
Open Seats	27	\$12,351,297	\$4,912,867	\$111,719	\$1,718,077	\$144,740	\$223,979	\$4,647,282
Republicans	384	\$105,087,365	\$57,199,356	\$881,184	\$5,842,439	\$148,387	\$2,462,310	\$33,747,519
Incumbents	164	\$72,463,635	\$37,968,203	\$94,870	\$770,926	\$65,250	\$935,478	\$28,680,322
Challengers	194	\$19,828,106	\$11,824,970	\$717,505	\$3,436,540	\$45,588	\$1,032,670	\$2,168,636
Open Seats	26	\$12,795,624	\$7,406,183	\$68,809	\$1,634,973	\$37,549	\$494,162	\$2,898,561
Others	188	\$813,179	\$697,996	\$24,961	\$36,536	\$31,357	\$0	\$900
Challengers	166	\$363,458	\$285,619	\$21,441	\$30,536	\$18,217	\$0	\$900
Open Seats	22	\$449,721	\$412,377	\$3,520	\$6,000	\$13,140	\$0	\$0
<b>Summary</b>								
Democrats	462	\$233,906,211	\$115,853,176	\$6,990,328	\$8,007,134	\$1,759,188	\$1,625,422	\$88,543,105
Republicans	417	\$191,181,559	\$115,870,844	\$975,971	\$7,714,563	\$185,387	\$3,160,696	\$54,950,591
Others	230	\$1,049,326	\$881,488	\$33,172	\$64,753	\$35,814	\$0	\$4,078
Incumbents	439	\$273,250,244	\$142,611,165	\$144,584	\$2,646,302	\$979,078	\$1,754,777	\$110,716,155
Challengers	578	\$92,233,393	\$59,898,370	\$1,382,032	\$8,434,084	\$763,882	\$2,060,501	\$17,190,928
Open Seats	92	\$60,653,459	\$30,095,973	\$6,472,855	\$4,706,064	\$237,429	\$970,840	\$15,590,691
<b>Grand Total</b>	<b>1109</b>	<b>\$426,137,096</b>	<b>\$232,605,508</b>	<b>\$7,999,471</b>	<b>\$15,786,450</b>	<b>\$1,980,389</b>	<b>\$4,786,118</b>	<b>\$143,497,774</b>

1987-88 Financial Activity of General Election Candidates


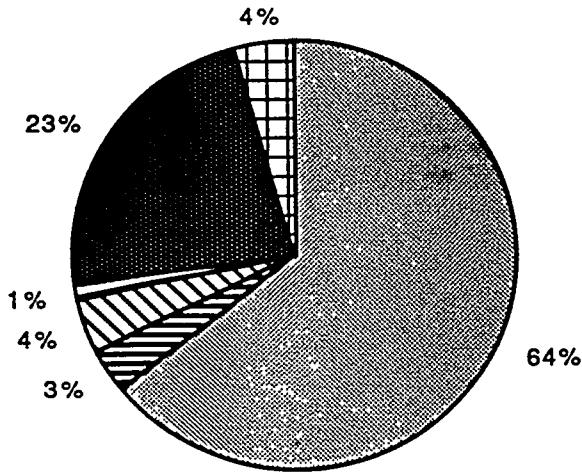
(January 1, 1987 - December 31, 1988)

Corporate	Labor	Non-Connected	Trade/Member Health	Cooperative	Corp. w/o Stock	Net Disbursements	Latest Cash on Hand	Party Expenditures
\$18,336,799	\$6,778,594	\$7,608,597	\$10,115,056	\$550,057	\$1,011,831	\$185,208,933	\$9,529,019	\$16,762,573
\$6,857,463	\$6,231,952	\$4,638,606	\$4,641,248	\$296,230	\$529,185	\$96,971,591	\$5,704,091	\$6,507,857
\$5,465,427	\$3,167,481	\$2,513,099	\$3,473,635	\$221,900	\$415,130	\$51,857,179	\$5,025,168	\$2,024,936
\$485,833	\$2,102,975	\$1,333,170	\$529,485	\$45,350	\$56,555	\$25,929,242	\$244,877	\$2,968,206
\$906,203	\$961,496	\$792,337	\$638,128	\$28,980	\$57,500	\$19,185,170	\$434,046	\$1,514,715
\$11,479,336	\$546,642	\$2,968,991	\$5,471,630	\$253,827	\$482,646	\$88,005,974	\$3,820,126	\$10,254,716
\$7,227,435	\$424,050	\$1,660,292	\$3,622,684	\$160,713	\$327,283	\$49,342,220	\$2,840,154	\$3,575,133
\$1,798,874	\$5,500	\$628,535	\$617,163	\$15,214	\$55,125	\$23,212,334	\$344,651	\$4,574,582
\$2,453,027	\$117,092	\$680,164	\$1,231,783	\$77,900	\$100,238	\$15,451,420	\$635,321	\$2,105,001
\$0	\$0	\$1,000	\$2,178	\$0	\$0	\$231,368	\$4,802	\$0
\$0	\$0	\$1,000	\$2,178	\$0	\$0	\$231,368	\$4,802	\$0
\$0	\$0	\$0	\$0	\$0	\$0	\$0	\$0	\$0
\$31,011,813	\$25,681,500	\$10,735,417	\$27,897,470	\$1,934,693	\$1,835,947	\$223,067,265	\$64,558,865	\$6,559,870
\$16,005,788	\$23,750,724	\$7,113,898	\$16,107,157	\$1,253,123	\$1,117,731	\$123,059,186	\$41,358,548	\$2,639,895
\$15,429,494	\$16,487,229	\$4,840,092	\$14,419,990	\$1,138,523	\$1,041,376	\$88,848,458	\$40,669,087	\$1,300,256
\$183,850	\$4,876,281	\$1,391,927	\$816,002	\$44,250	\$32,125	\$22,142,830	\$392,639	\$957,519
\$392,444	\$2,387,214	\$881,879	\$871,165	\$70,350	\$44,230	\$12,067,898	\$296,822	\$382,120
\$15,006,025	\$1,931,076	\$3,620,619	\$11,790,013	\$681,570	\$718,216	\$99,198,838	\$23,192,843	\$3,919,975
\$13,114,723	\$1,828,124	\$2,402,469	\$10,129,703	\$637,220	\$568,083	\$67,111,615	\$22,739,501	\$1,264,901
\$840,530	\$16,802	\$663,669	\$558,587	\$8,800	\$80,248	\$19,485,428	\$223,356	\$1,772,067
\$1,050,772	\$86,150	\$554,481	\$1,101,723	\$35,550	\$69,885	\$12,601,795	\$229,986	\$883,007
\$0	(\$300)	\$900	\$300	\$0	\$0	\$809,241	\$7,474	\$0
\$0	\$0	\$600	\$300	\$0	\$0	\$361,262	\$4,416	\$0
\$0	(\$300)	\$300	\$0	\$0	\$0	\$447,979	\$3,058	\$0
\$22,863,251	\$29,982,676	\$11,752,504	\$20,748,405	\$1,549,353	\$1,646,916	\$220,030,777	\$47,062,639	\$9,147,752
\$26,485,361	\$2,477,718	\$6,589,610	\$17,261,643	\$935,397	\$1,200,862	\$187,204,812	\$27,012,969	\$14,174,691
\$0	(\$300)	\$1,900	\$2,478	\$0	\$0	\$1,040,609	\$12,276	\$0
\$41,237,079	\$21,906,884	\$11,415,952	\$31,646,012	\$2,158,356	\$2,351,872	\$257,159,472	\$71,273,910	\$8,165,226
\$3,309,087	\$7,001,558	\$4,018,901	\$2,523,715	\$113,614	\$224,053	\$91,362,464	\$1,214,741	\$10,272,374
\$4,802,446	\$3,551,652	\$2,909,161	\$3,842,799	\$212,780	\$271,853	\$59,754,262	\$1,599,233	\$4,884,843
\$49,348,612	\$32,460,094	\$18,344,014	\$38,012,526	\$2,484,750	\$2,847,778	\$408,276,198	\$74,087,884	\$23,322,443


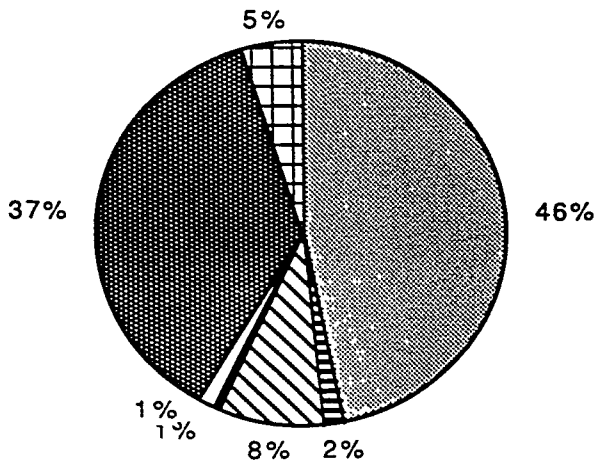


**U.S. SENATE AND HOUSE CAMPAIGNS  
SOURCES OF RECEIPTS  
JANUARY 1, 1987-DECEMBER 31, 1988**

Senate Receipts by Source



House Receipts by Source



8 9 0 8 0 2 0 4 5 2 8

Median Disbursements of House General Election Candidates by Candidate Status and Electoral Margin


	1979 - 80		1981 - 82		1983 - 84		1985 - 86		1987 - 88	
	# of can.	Amount	# of can.	Amount	# of can.	Amount	# of can.	Amount	# of can.	Amount
<b>Won - 60% or more</b>										
Incumbent	276	\$100,339	268	\$164,409	315	\$194,107	333	\$239,341	353	\$287,996
Challenger	5	\$232,386	5	\$191,200	2	\$385,482	1	\$375,663	1	\$516,737
Open Seat	13	\$214,996	22	\$323,885	12	\$301,874	15	\$487,797	10	\$453,913
<b>Won - 55%-59%</b>										
Incumbent	52	\$199,599	52	\$310,727	48	\$368,549	33	\$541,453	30	\$640,539
Challenger	8	\$333,586	5	\$211,030	2	\$527,876	1	\$854,616	1	\$385,402
Open Seat	8	\$293,379	13	\$274,613	7	\$428,244	8	\$578,334	4	\$515,266
<b>Won - less than 55%</b>										
Incumbent	32	\$244,450	38	\$356,699	32	\$458,241	23	\$592,313	23	\$581,888
Challenger	26	\$290,060	21	\$266,401	17	\$421,870	5	\$435,435	5	\$600,114
Open Seat	15	\$259,636	15	\$366,711	11	\$444,445	20	\$425,307	13	\$569,830
<b>Lost - more than 45</b>										
Incumbent	21	\$192,508	22	\$460,353	13	\$389,043	5	\$565,374	3	\$1,069,699
Challenger	26	\$210,439	27	\$200,138	22	\$384,712	22	\$361,065	13	\$378,469
Open Seat	10	\$171,642	11	\$288,924	8	\$438,183	13	\$418,486	8	\$489,937
<b>Lost - 41%-45%</b>										
Incumbent	7	\$237,886	5	\$313,299	4	\$466,803	1	\$788,795	2	\$723,638
Challenger	47	\$129,815	53	\$161,532	47	\$241,122	32	\$251,068	27	\$355,016
Open Seat	11	\$182,572	11	\$101,798	7	\$342,678	11	\$316,033	6	\$463,725
<b>Lost - 40% or less</b>										
Incumbent	6	\$298,936	2	\$407,832	--	--	--	--	1	\$696,301
Challenger	163	\$29,971	168	\$41,431	187	\$44,207	208	\$45,777	230	\$44,205
Open Seat	13	\$63,232	27	\$107,343	11	\$116,447	17	\$63,467	11	\$80,675

Note: Includes only Major Party Candidates who raised or spent at least \$5,000

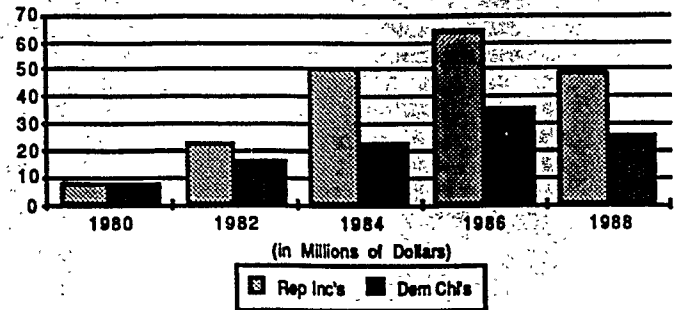
\* Includes Tom Campbell in California 12th district where the incumbent lost in a primary

## Number of General Election Candidates and Spending by Type of Campaign Senate

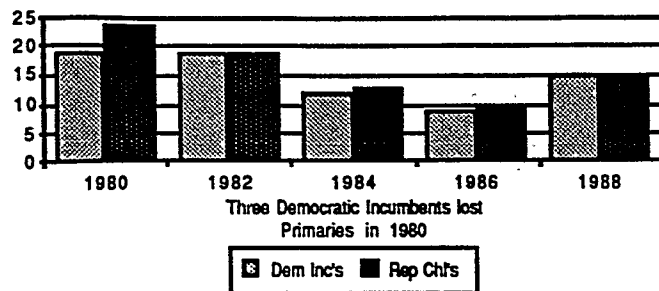
Number of Republican Incumbents and Democratic Challengers in  
General Elections




Spending by Republican Incumbents and Democratic Challengers



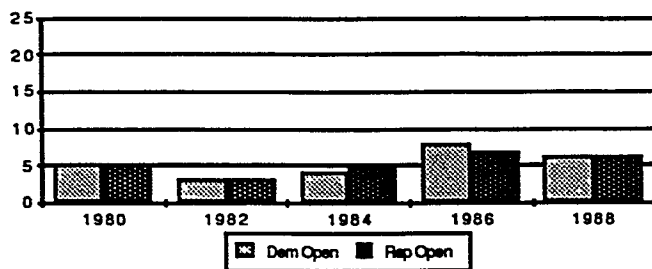
Number of Democratic Incumbents and Republican Challengers in  
General Elections



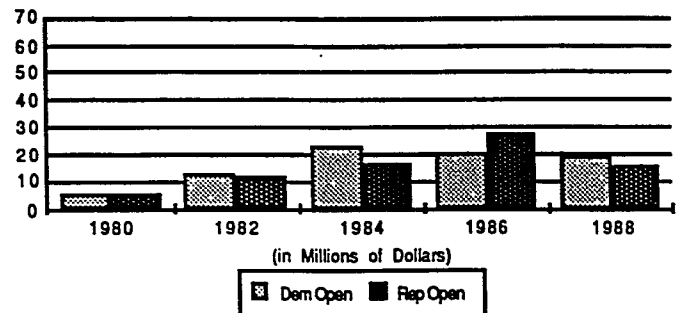
Spending by Democratic Incumbents and Republican Challengers



Number of General Election Open Seat Candidates by Party



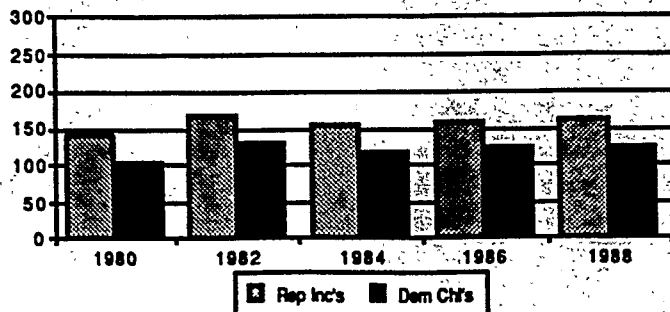
Spending by General Election Open Seat Candidates by Party



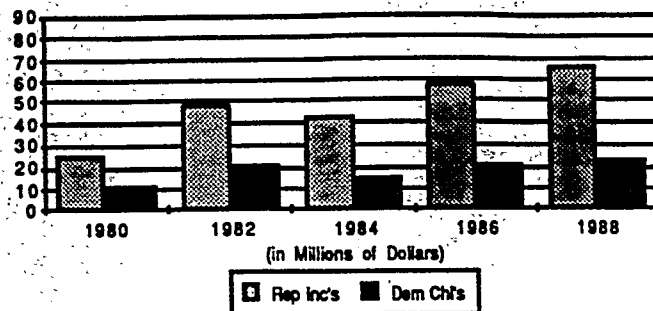
Note: Number of candidates is the number of general election candidates who raised or spent at least \$5,000 during the election cycle.

## Number of General Election Candidates and Spending by Type of Campaign House

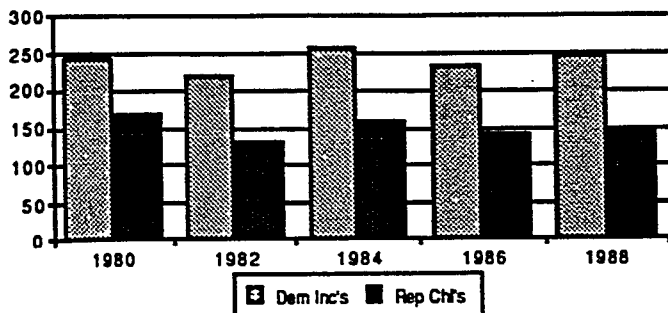
Number of Republican Incumbents and Democratic Challengers



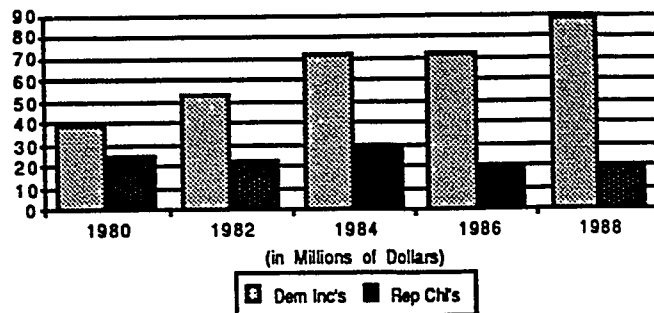
Spending by Republican Incumbents and Democratic Challengers




Number of Democratic Incumbents and Republican Challengers




Spending by Democratic Incumbents and Republican Challengers



Number of General Election Open Seat Candidates by Party



Spending by General Election Open Seat Candidates by Party



Note: Number of candidates is the number of general election candidates who raised or spent at least \$5,000 during the election cycle.

1987-88

**Independent Expenditures**

	<b>For</b>	<b>Against</b>	<b>Total</b>
<b>Senate</b>	<b>\$3,555,571</b>	<b>\$664,362</b>	<b>\$4,219,933</b>
<b>Democrats</b>	<b>\$833,733</b>	<b>\$617,990</b>	<b>\$1,451,723</b>
<b>Republicans</b>	<b>\$2,721,838</b>	<b>\$46,372</b>	<b>\$2,768,210</b>
<b>House</b>	<b>\$2,358,740</b>	<b>\$445,232</b>	<b>\$2,803,972</b>
<b>Democrats</b>	<b>\$1,462,989</b>	<b>\$278,583</b>	<b>\$1,741,572</b>
<b>Republicans</b>	<b>\$895,751</b>	<b>\$166,649</b>	<b>\$1,062,400</b>
<b>Total</b>	<b>\$5,914,311</b>	<b>\$1,109,594</b>	<b>\$7,023,905</b>

8 9 0 8 0 ? 0 4 5 3 2

1987-88  
TOP 50 SENATE -- RECEIPTS

1.	WILSON, PETER B	REP	CA	I	\$11,384,736
2.	BENTSEN, SENATOR LLOYD	DEM	TX	I	\$8,280,013
3.	VOINOVICH, GEORGE V	REP	OH	C	\$7,826,191
4.	DAWKINS, PETER MILLER	REP	NJ	C	\$7,766,535
5.	KOHL, HERB	DEM	WI	O	\$7,576,540
6.	METZENBAUM, HOWARD M	DEM	OH	I	\$7,312,533
7.	LAUTENBERG, FRANK R	DEM	NJ	I	\$7,087,476
8.	MCCARTHY, LEO TARCISIUS	DEM	CA	C	\$6,989,914
9.	HEINZ, HENRY JOHN III	REP	PA	I	\$5,279,540
10.	MACK, CONNIE	REP	FL	O	\$5,224,061
11.	DURENBERGER, DAVE	REP	MN	I	\$4,969,448
12.	MOYNIHAN, DANIEL PATRICK	DEM	NY	I	\$4,350,271
13.	DANFORTH, JOHN C	REP	MO	I	\$4,077,855
14.	HATCH, ORRIN G	REP	UT	I	\$3,824,955
15.	MACKAY, BUDDY	DEM	FL	O	\$3,618,829
16.	LOTT, TRENT	REP	MS	O	\$3,602,481
17.	KERREY, JOSEPH ROBERT	DEM	NE	C	\$3,485,728
18.	KARNES, DAVID	REP	NE	I	\$3,423,237
18.	KENNEDY, EDWARD M	DEM	MA	I	\$3,304,580
20.	RIEGLE, DONALD W JR	DEM	MI	I	\$3,289,327
21.	SASSER, JAMES R	DEM	TN	I	\$3,218,986
22.	ROBB, CHARLES SPITTAL	DEM	VA	O	\$3,198,630
23.	LUGAR, RICHARD G	REP	IN	I	\$3,029,708
24.	BRYAN, RICHARD H	DEM	NV	C	\$2,988,750
25.	LICHT, RICHARD A	DEM	RI	C	\$2,922,990
26.	HECHT, CHIC	REP	NV	I	\$2,907,927
27.	ENGELEITER, SUSAN S	REP	WI	O	\$2,891,069
28.	BINGAMAN, JEFF	DEM	NM	I	\$2,820,480
29.	DECONCINI, DENNIS	DEM	AZ	I	\$2,818,427
30.	GUNTER, WILLIAM D JR	DEM	FL	O	\$2,801,165
31.	GORTON, SLADE	REP	WA	O	\$2,736,101
32.	LIEBERMAN, JOSEPH I	DEM	CT	C	\$2,650,603
33.	WEICKER, LOWELL P JR	REP	CT	I	\$2,517,461
34.	HUMPHREY, HUBERT H III	DFL	MN	C	\$2,483,491
35.	CHAFEE, JOHN H	REP	RI	I	\$2,455,215
36.	WOO, S B	DEM	DE	C	\$2,259,092
37.	LOWRY, MICHAEL E	DEM	WA	O	\$2,202,177
38.	DOWDY, WAYNE	DEM	MS	O	\$2,195,960
39.	ROTH, WILLIAM V JR	REP	DE	I	\$1,887,995
40.	MITCHELL, GEORGE JOHN	DEM	ME	I	\$1,810,602
41.	BURDICK, QUENTIN N	DEM	ND	I	\$1,755,318
42.	WALLOP, MALCOLM	REP	WY	I	\$1,492,863
43.	SARBANES, PAUL S	DEM	MD	I	\$1,477,516
44.	BYRD, ROBERT CARLYLE	DEM	WV	I	\$1,407,167
45.	BEARD, SAMUEL S	DEM	DE	C	\$1,397,647
46.	BOULTER, ELDON BEAU	REP	TX	C	\$1,395,357
47.	MICA, DANIEL A	DEM	FL	O	\$1,248,141
48.	MELCHER, JOHN D	DEM	MT	I	\$1,237,661
49.	ASKEW, REUBIN O'D	DEM	FL	O	\$1,155,598
50.	BURNS, CONRAD R	REP	MT	C	\$1,099,488

8 9 0 8 0 2 0 4 5 3 3

1987-88  
TOP 50 SENATE - CONTRIBUTIONS FROM INDIVIDUALS

1.	WILSON, PETER B	CA	REP	I	\$9,187,165
2.	VOINOVICH, GEORGE V	OH	REP	C	\$6,335,980
3.	DAWKINS, PETER MILLER	NJ	REP	C	\$6,074,119
4.	METZENBAUM, HOWARD M	OH	DEM	I	\$5,839,753
5.	MCCARTHY, LEO TARCISIUS	CA	DEM	C	\$5,483,703
6.	BENTSEN, SENATOR LLOYD	TX	DEM	I	\$5,406,218
7.	LAUTENBERG, FRANK R	NJ	DEM	I	\$5,060,472
8.	MACK, CONNIE	FL	REP	O	\$3,834,016
9.	HEINZ, HENRY JOHN III	PA	REP	I	\$3,605,924
10.	MOYNIHAN, DANIEL PATRICK	NY	DEM	I	\$3,270,664
11.	DURENBERGER, DAVE	MN	REP	I	\$3,260,540
12.	KENNEDY, EDWARD M	MA	DEM	I	\$2,865,868
13.	DANFORTH, JOHN C	MO	REP	I	\$2,651,190
14.	HATCH, ORRIN G	UT	REP	I	\$2,522,983
15.	KERREY, JOSEPH ROBERT	NE	DEM	C	\$2,511,001
16.	GUNTER, WILLIAM D JR	FL	DEM	O	\$2,341,611
17.	LIEBERMAN, JOSEPH I	CT	DEM	C	\$2,309,193
18.	KARNES, DAVID	NE	REP	I	\$2,279,583
19.	ROBB, CHARLES SPITTAL	VA	DEM	O	\$2,201,806
20.	MACKAY, BUDDY	FL	DEM	O	\$2,128,432
21.	LUGAR, RICHARD G	IN	REP	I	\$2,110,438
22.	BRYAN, RICHARD H	NV	DEM	C	\$2,018,410
23.	LOTT, TRENT	MS	REP	O	\$1,991,671
24.	LICHT, RICHARD A	RI	DEM	C	\$1,914,123
25.	WOO, S B	DE	DEM	C	\$1,895,106
26.	HUMPHREY, HUBERT H III	MN	DFL	C	\$1,816,711
27.	HECHT, CHIC	NV	REP	I	\$1,775,338
28.	SASSER, JAMES R	TN	DEM	I	\$1,710,031
29.	RIEGLE, DONALD W JR	MI	DEM	I	\$1,695,507
30.	ENGELEITER, SUSAN S	WI	REP	O	\$1,691,594
31.	BINGAMAN, JEFF	NM	DEM	I	\$1,635,859
32.	GORTON, SLADE	WA	REP	O	\$1,631,373
33.	DECONCINI, DENNIS	AZ	DEM	I	\$1,603,419
34.	WEICKER, LOWELL P JR	CT	REP	I	\$1,456,739
35.	LOWRY, MICHAEL E	WA	DEM	O	\$1,330,130
36.	CHAFEE, JOHN H	RI	REP	I	\$1,267,565
37.	BOULTER, ELDON BEAU	TX	REP	C	\$1,256,384
38.	DOWDY, WAYNE	MS	DEM	O	\$1,145,419
39.	ROTH, WILLIAM V JR	DE	REP	I	\$1,037,362
40.	ASKEW, REUBIN O'D	FL	DEM	O	\$1,017,511
41.	MITCHELL, GEORGE JOHN	ME	DEM	I	\$970,159
42.	SARBANES, PAUL S	MD	DEM	I	\$796,276
43.	MICA, DANIEL A	FL	DEM	O	\$779,912
44.	BEARD, SAMUEL S	DE	DEM	C	\$676,200
45.	DAUB, HAL	NE	REP	C	\$660,103
46.	KOHL, HERB	WI	DEM	O	\$642,927
47.	BONKER, DONALD L	WA	DEM	O	\$619,743
48.	BURDICK, QUENTIN N	ND	DEM	I	\$617,777
49.	KEYES, ALAN LEE	MD	REP	C	\$589,139
50.	MALONE, JOSEPH DANIEL	MA	REP	C	\$577,469

8 9 0 8 0 2 0 4 5 3 4

## TOP 50 SENATE - CONTRIBUTIONS FROM PAC'S

1	BENTSEN, SENATOR LLOYD	TX	DEM	\$2,303,804
2	WILSON, PETER B	CA	REP	\$1,831,805
3	DURENBERGER, DAVE	MN	REP	\$1,514,798
4	LAUTENBERG, FRANK R	NJ	DEM	\$1,404,242
5	SASSER, JAMES R	TN	DEM	\$1,387,554
6	HEINZ, HENRY JOHN III	PA	REP	\$1,366,075
7	VOINOVICH, GEORGE V	OH	REP	\$1,279,965
8	RIEGLE, DONALD W JR	MI	DEM	\$1,274,738
9	DANFORTH, JOHN C	MO	REP	\$1,175,156
10	HATCH, ORRIN G	UT	REP	\$1,153,218
11	BINGAMAN, JEFF	NM	DEM	\$1,087,814
12	BURDICK, QUENTIN N	ND	DEM	\$1,058,107
13	MACK, CONNIE	FL	REP	\$1,043,669
14	CHAFEE, JOHN H	RI	REP	\$1,042,170
15	METZENBAUM, HOWARD M	OH	DEM	\$1,025,894
16	HECHT, CHIC	NV	REP	\$1,017,047
17	LOTT, TRENT	MS	REP	\$1,003,436
18	DECONCINI, DENNIS	AZ	DEM	\$989,181
19	ENGELEITER, SUSAN S	WI	REP	\$962,060
20	GORTON, SLADE	WA	REP	\$945,827
21	WEICKER, LOWELL P JR	CT	REP	\$935,823
22	WALLOP, MALCOLM	WY	REP	\$933,287
23	BYRD, ROBERT CARLYLE	WV	DEM	\$919,764
24	ROBB, CHARLES SPITTAL	VA	DEM	\$919,757
25	MOYNIHAN, DANIEL PATRICK	NY	DEM	\$906,891
26	DOWDY, WAYNE	MS	DEM	\$904,557
27	KARNES, DAVID	NE	REP	\$895,504
28	MACKAY, BUDDY	FL	DEM	\$854,388
29	DAWKINS, PETER MILLER	NJ	REP	\$841,826
30	KERREY, JOSEPH ROBERT	NE	DEM	\$814,163
31	MELCHER, JOHN D	MT	DEM	\$807,544
32	BRYAN, RICHARD H	NV	DEM	\$787,387
33	LUGAR, RICHARD G	IN	REP	\$784,528
34	ROTH, WILLIAM V JR	DE	REP	\$773,046
35	MCCARTHY, LEO TARCISIUS	CA	DEM	\$747,096
36	MITCHELL, GEORGE JOHN	ME	DEM	\$735,141
37	JEFFORDS, JAMES M	VT	REP	\$684,382
38	LICHT, RICHARD A	RI	DEM	\$672,747
39	LOWRY, MICHAEL E	WA	DEM	\$607,192
40	SARBANES, PAUL S	MD	DEM	\$600,858
41	HUMPHREY, HUBERT H III	MN	DFL	\$514,149
42	MATSUNAGA, SPARK M	HI	DEM	\$429,149
43	BURNS, CONRAD R	MT	REP	\$367,494
44	KENNEDY, EDWARD M	MA	DEM	\$325,991
45	GUNTER, WILLIAM D JR	FL	DEM	\$277,149
46	VINICH, JOHN P	WY	DEM	\$256,446
47	STRINDEN, EARL S	ND	REP	\$256,036
48	NIXON, JAY	MO	DEM	\$239,744
49	DAUB, HAL	NE	REP	\$211,037
50	LIEBERMAN, JOSEPH I	CT	DEM	\$205,798

89080204535



1987-88  
TOP 50 SENATE - DISBURSEMENTS

1.	WILSON, PETER B	REP	CA	I	\$12,969,294
2.	BENTSEN, SENATOR LLOYD	DEM	TX	I	\$8,829,361
3.	METZENBAUM, HOWARD M	DEM	OH	I	\$8,547,545
4.	VOINOVICH, GEORGE V	REP	OH	C	\$8,231,341
5.	DAWKINS, PETER MILLER	REP	NJ	C	\$7,616,249
6.	KOHL, HERB	DEM	WI	O	\$7,491,600
7.	LAUTENBERG, FRANK R	DEM	NJ	I	\$7,298,663
8.	MCCARTHY, LEO TARCISIUS	DEM	CA	C	\$6,987,862
9.	DURENBERGER, DAVE	REP	MN	I	\$5,406,210
10.	MACK, CONNIE	REP	FL	O	\$5,181,639
11.	HEINZ, HENRY JOHN III	REP	PA	I	\$5,151,512
12.	MOYNIHAN, DANIEL PATRICK	DEM	NY	I	\$4,809,810
13.	DANFORTH, JOHN C	REP	MO	I	\$3,992,995
14.	MACKAY, BUDDY	DEM	FL	O	\$3,714,852
15.	HATCH, ORRIN G	REP	UT	I	\$3,691,381
16.	KERREY, JOSEPH ROBERT	DEM	NE	C	\$3,461,148
17.	KARNES, DAVID	REP	NE	I	\$3,411,361
18.	LOTT, TRENT	REP	MS	O	\$3,405,242
19.	RIEGLE, DONALD W JR	DEM	MI	I	\$3,383,849
20.	SASSER, JAMES R	DEM	TN	I	\$3,069,615
21.	LUGAR, RICHARD G	REP	IN	I	\$3,022,597
22.	HECHT, CHIC	REP	NV	I	\$3,007,864
23.	BRYAN, RICHARD H	DEM	NV	C	\$2,957,789
24.	ROBB, CHARLES SPITTAL	DEM	VA	O	\$2,881,666
25.	LICHT, RICHARD A	DEM	RI	C	\$2,881,141
26.	ENGELEITER, SUSAN S	REP	WI	O	\$2,853,842
27.	GORTON, SLADE	REP	WA	O	\$2,851,591
28.	CHAFEE, JOHN H	REP	RI	I	\$2,841,985
29.	BINGAMAN, JEFF	DEM	NM	I	\$2,808,659
30.	GUNTER, WILLIAM D JR	DEM	FL	O	\$2,778,164
31.	KENNEDY, EDWARD M	DEM	MA	I	\$2,702,865
32.	DECONCINI, DENNIS	DEM	AZ	I	\$2,640,650
33.	LIEBERMAN, JOSEPH I	DEM	CT	C	\$2,570,779
34.	WEICKER, LOWELL P JR	REP	CT	I	\$2,559,902
35.	HUMPHREY, HUBERT H III	DFL	MN	C	\$2,477,068
36.	DOWDY, WAYNE	DEM	MS	O	\$2,355,957
37.	WOO, S B	DEM	DE	C	\$2,235,318
38.	LOWRY, MICHAEL E	DEM	WA	O	\$2,191,187
39.	BURDICK, QUENTIN N	DEM	ND	I	\$2,026,617
40.	ROTH, WILLIAM V JR	REP	DE	I	\$1,942,119
41.	SARBANES, PAUL S	DEM	MD	I	\$1,466,477
42.	BOULTER, ELDON BEAU	REP	TX	C	\$1,353,345
43.	BEARD, SAMUEL S	DEM	DE	C	\$1,353,320
44.	WALLOP, MALCOLM	REP	WY	I	\$1,345,000
45.	MITCHELL, GEORGE JOHN	DEM	ME	I	\$1,340,157
46.	MELCHER, JOHN D	DEM	MT	I	\$1,338,622
47.	MICA, DANIEL A	DEM	FL	O	\$1,202,132
48.	ASKEW, REUBIN O'D	DEM	FL	O	\$1,140,185
49.	BYRD, ROBERT CARLYLE	DEM	WV	I	\$1,099,709
50.	BURNS, CONRAD R	REP	MT	C	\$1,076,010

3 9 0 8 0 2 0 4 5 3 6

1987-88  
TOP 50 SENATE - CASH ON HAND

1	HEINZ, HENRY JOHN III	PA	REP	I	\$924,534
2	RIEGLE, DONALD W JR	MI	DEM	I	\$855,659
3	KENNEDY, EDWARD M	MA	DEM	I	\$708,350
4	DANFORTH, JOHN C	MO	REP	I	\$645,784
5	MATSUNAGA, SPARK M	HI	DEM	I	\$639,844
6	DECONCINI, DENNIS	AZ	DEM	I	\$509,972
7	BYRD, ROBERT CARLYLE	WV	DEM	I	\$482,690
8	MITCHELL, GEORGE JOHN	ME	DEM	I	\$480,728
9	MOYNIHAN, DANIEL PATRICK	NY	DEM	I	\$460,075
10	HATCH, ORRIN G	UT	REP	I	\$443,171
11	LUGAR, RICHARD G	IN	REP	I	\$417,309
12	SASSER, JAMES R	TN	DEM	I	\$328,990
13	ROBB, CHARLES SPITTAL	VA	DEM	O	\$316,962
14	JEFFORDS, JAMES M	VT	REP	O	\$312,249
15	METZENBAUM, HOWARD M	OH	DEM	I	\$221,751
16	LOTT, TRENT	MS	REP	O	\$197,239
17	WALLOP, MALCOLM	WY	REP	I	\$166,344
18	BINGAMAN, JEFF	NM	DEM	I	\$163,315
19	DAWKINS, PETER MILLER	NJ	REP	C	\$150,286
20	ROTH, WILLIAM V JR	DE	REP	I	\$89,031
21	BENTSEN, SENATOR LLOYD	TX	DEM	I	\$86,737
22	KOHL, HERB	WI	DEM	O	\$84,938
23	LIEBERMAN, JOSEPH I	CT	DEM	C	\$79,824
24	WILSON, PETER B	CA	REP	I	\$54,088
25	WEICKER, LOWELL P JR	CT	REP	I	\$52,517
26	BOULTER, ELDON BEAU	TX	REP	C	\$51,536
27	CHAFEE, JOHN H	RI	REP	I	\$50,360
28	MICA, DANIEL A	FL	DEM	O	\$46,009
29	GORTON, SLADE	WA	REP	O	\$45,958
30	BEARD, SAMUEL S	DE	DEM	C	\$44,327
31	MACK, CONNIE	FL	REP	O	\$42,420
32	LICHT, RICHARD A	RI	DEM	C	\$41,848
33	LAUTENBERG, FRANK R	NJ	DEM	I	\$40,146
34	ENGELEITER, SUSAN S	WI	REP	O	\$36,591
35	DURENBERGER, DAVE	MN	REP	I	\$32,051
36	BRYAN, RICHARD H	NV	DEM	C	\$30,963
37	MALONE, JOSEPH DANIEL	MA	REP	C	\$30,479
38	DUNN, JIM	MI	REP	C	\$28,287
39	HECHT, CHIC	NV	REP	I	\$27,027
40	BURDICK, QUENTIN N	ND	DEM	I	\$25,228
41	KERREY, JOSEPH ROBERT	NE	DEM	C	\$24,580
42	WICKES, JOHN F JR	IN	DEM	C	\$24,231
43	WOO, S B	DE	DEM	C	\$23,752
44	BURNS, CONRAD R	MT	REP	C	\$23,477
45	SMITH, DOUGLAS J	WA	REP	O	\$23,409
46	KEYES, ALAN LEE	MD	REP	C	\$23,044
47	GUNTER, WILLIAM D JR	FL	DEM	O	\$23,001
48	ASKEW, REUBIN O'D	FL	DEM	O	\$15,413
49	GRIFFEL, DAVID	MA	IND	C	\$13,820
50	DOWDY, WAYNE	MS	DEM	O	\$13,733

8 9 0 8 0 2 0 4 5 3 7

1987-88  
TOP 50 SENATE - DEBTS OWED

1	LAUTENBERG, FRANK R	NJ	DEM	I	\$3,759,000
2	KOHL, HERB	WI	DEM	O	\$881,095
3	DAWKINS, PETER MILLER	NJ	REP	C	\$825,770
4	GILBREATH, WES	TX	REP	C	\$741,074
5	BEARD, SAMUEL S	DE	DEM	C	\$584,555
6	MOLPUS, DICK	MS	DEM	O	\$439,776
7	MCCARTHY, LEO TARCISIUS	CA	DEM	C	\$427,513
8	MACK, CONNIE	FL	REP	O	\$388,611
9	HUBER, ROBERT JAMES	MI	REP	C	\$337,369
10	BLAIR, THOMAS LANE	MD	REP	C	\$320,978
11	WILSON, PETER B	CA	REP	I	\$289,022
12	DUNN, JIM	MI	REP	C	\$266,789
13	VALENTINE, WILLIAM R "BILL"	NM	REP	C	\$247,008
14	HUMPHREY, HUBERT H III	MN	DFL	C	\$210,821
15	KARNES, DAVID	NE	REP	I	\$190,295
16	GRIFFEL, DAVID	MA	IND	C	\$184,887
17	HATCH, ORRIN G	UT	REP	I	\$176,188
18	WOO, S B	DE	DEM	C	\$173,515
19	LICHT, RICHARD A	RI	DEM	C	\$167,765
20	GARVEY, EDWARD R	WI	DEM	O	\$141,146
21	VINICH, JOHN P	WY	DEM	C	\$131,618
22	MONTOYA, RICK	NM	REP	C	\$130,916
23	BENTSEN, SENATOR LLOYD	TX	DEM	I	\$118,652
24	KERREY, JOSEPH ROBERT	NE	DEM	C	\$116,193
25	GORTON, SLADE	WA	REP	O	\$114,209
26	DURENBERGER, DAVE	MN	REP	I	\$113,553
27	MACKAY, BUDDY	FL	DEM	O	\$103,193
28	BOULTER, ELDON BEAU	TX	REP	C	\$101,482
29	LIEBERMAN, JOSEPH I	CT	DEM	C	\$100,637
30	GRIFFES, MICHAEL DAVID	VT	REP	O	\$100,224
31	MCMILLAN, ROBERT RALPH	NY	REP	C	\$90,300
32	SMITH, DOUGLAS J	WA	REP	O	\$86,112
33	KING, STEPHEN B	WI	REP	O	\$85,604
34	DEGREEN, KEITH PAUL	AZ	REP	C	\$77,556
35	MORRIS, JAMES PAXTON "CORKY"	NM	REP	C	\$77,210
36	BONKER, DONALD L	WA	DEM	O	\$64,268
37	VIGNOLA, JOSEPH C	PA	DEM	C	\$64,045
38	GUNTER, WILLIAM D JR	FL	DEM	O	\$63,538
39	ENGELEITER, SUSAN S	WI	REP	O	\$62,885
40	DOWDY, WAYNE	MS	DEM	O	\$60,826
41	BRYAN, RICHARD H	NV	DEM	C	\$50,135
42	GRAY, WILLIAM BARTON	VT	DEM	O	\$47,500
43	MELCHER, JOHN D	MT	DEM	I	\$46,755
44	NIXON, JAY	MO	DEM	C	\$44,378
45	PRESS, BILL	CA	DEM	C	\$41,417
46	BURNS, CONRAD R	MT	REP	C	\$38,921
47	ANDERSEN, WILLIAM E	TN	REP	C	\$34,411
48	DAWKINS, MAURICE A	VA	REP	O	\$30,313
49	HUSTACE, MARIA	HI	REP	C	\$30,000
50	EARL, ANTHONY SCULLY	WI	DEM	O	\$25,190

8 9 0 8 0 2 0 4 5 3 8

1987-88  
TOP 50 HOUSE - RECEIPTS-

1	ESKIND, JANE G	TN	5	DEM	O	\$2,558,007
2	BREDESEN, PHILIP NORMAN	TN	5	DEM	O	\$1,883,729
3	DORNAN, ROBERT KENNETH HON	CA	38	REP	I	\$1,731,883
4	DIOGUARDI, JOSEPH J	NY	20	REP	I	\$1,553,890
5	HART, GARY K	CA	19	DEM	C	\$1,549,690
6	CAMPBELL, THOMAS J	CA	12	REP	C	\$1,445,770
7	KENNEDY, JOSEPH P II	MA	8	DEM	I	\$1,410,819
8	LOWEY, NITA M	NY	20	DEM	C	\$1,338,147
9	MILLER, JOHN	WA	1	REP	I	\$1,328,979
10	MOODY, JIM	WI	5	DEM	I	\$1,291,564
11	LAGOMARSINO, ROBERT	CA	19	REP	I	\$1,226,229
12	COURTER, JAMES A	NJ	12	REP	I	\$1,211,060
13	PELOSI, NANCY	CA	5	DEM	O	\$1,209,746
14	KOSTMAYER, PETER H	PA	8	DEM	I	\$1,165,187
15	SCHENKEN, JERRY	NE	2	REP	O	\$1,162,918
16	DELLUMS, RONALD V	CA	8	DEM	I	\$1,153,750
17	COX, CHRISTOPHER	CA	40	REP	O	\$1,112,000
18	ESHOO, ANNA G	CA	12	DEM	C	\$1,092,766
19	PRICE, DAVID E	NC	4	DEM	I	\$1,031,004
20	MUELLER, MARGARET R	OH	11	REP	C	\$1,014,371
21	AZZOLINA, JOSEPH	NJ	3	REP	O	\$998,854
22	JOHNSTON, HARRY A II	FL	14	DEM	O	\$974,743
23	PATTERSON, ELIZABETH JOHNSTON	SC	4	DEM	I	\$974,666
24	HILER, JOHN PATRICK	IN	3	REP	I	\$971,929
25	CHAPPELL, WILLIAM VENROE JR	FL	4	DEM	I	\$955,540
26	CLEMENT, ROBERT N (BOB)	TN	5	DEM	O	\$941,940
27	TANNER, JOHN S	TN	8	DEM	O	\$931,539
28	MATSUI, ROBERT T	CA	3	DEM	I	\$917,025
29	SOLARZ, STEPHEN J	NY	13	DEM	I	\$899,313
30	DOWNEY, THOMAS J	NY	2	DEM	I	\$896,625
31	LEVINE, MEL	CA	27	DEM	I	\$893,810
32	BRYANT, JOHN WILEY	TX	5	DEM	I	\$889,511
33	ESPY, ALPHONSO MICHAEL	MS	2	DEM	I	\$880,227
34	GOSS, PORTER JOHNSTON	FL	13	REP	O	\$878,439
35	MICHEL, ROBERT H	IL	18	REP	I	\$877,026
36	ROSTENKOWSKI, DAN	IL	8	DEM	I	\$866,341
37	HOAGLAND, PETER	NE	2	DEM	O	\$860,865
38	GINGRICH, NEWTON LEROY	GA	6	REP	I	\$851,786
39	BENTLEY, HELEN DELICH	MD	2	REP	I	\$850,900
40	EMERSON, N WILLIAM	MO	8	REP	I	\$850,739
41	PARKER, PAUL MICHAEL "MIKE"	MS	4	DEM	O	\$844,541
42	COELHO, ANTHONY LEE	CA	15	DEM	I	\$837,955
43	MORELLA, CONSTANCE A	MD	8	REP	I	\$829,437
44	COSTELLO, JERRY F	IL	21	DEM	O	\$820,992
45	PURSELL, CARL D	MI	2	REP	I	\$811,384
46	WOLF, FRANK R	VA	10	REP	I	\$803,080
47	FLORIO, JAMES JOSEPH	NJ	1	DEM	I	\$790,850
48	MCEWEN, BOB	OH	6	REP	I	\$787,103
49	SCHUETTE, WILLIAM D	MI	10	REP	I	\$782,377
50	FOLEY, THOMAS S	WA	5	DEM	I	\$781,195

89080204539

1987-88  
TOP 50 HOUSE - CONTRIBUTIONS FROM INDIVIDUALS

1	DORNAN, ROBERT KENNETH HON	CA	38	REP	I	\$1,555,928
2	CAMPBELL, THOMAS J	CA	12	REP	C	\$1,176,961
3	KENNEDY, JOSEPH P II	MA	8	DEM	I	\$1,110,943
4	DIOGUARDI, JOSEPH J	NY	20	REP	I	\$1,074,913
5	COURTER, JAMES A	NJ	12	REP	I	\$1,015,008
6	HART, GARY K	CA	19	DEM	C	\$963,130
7	DELLUMS, RONALD V	CA	8	DEM	I	\$848,795
8	LAGOMARSINO, ROBERT	CA	19	REP	I	\$809,074
9	SCHENKEN, JERRY	NE	2	REP	O	\$805,615
10	COX, CHRISTOPHER	CA	40	REP	O	\$787,449
11	SOLARZ, STEPHEN J	NY	13	DEM	I	\$760,802
12	KOSTMAYER, PETER H	PA	8	DEM	I	\$684,679
13	FETZER, TOM	NC	4	REP	C	\$644,791
14	GOSS, PORTER JOHNSTON	FL	13	REP	O	\$640,991
15	TANNER, JOHN S	TN	8	DEM	O	\$630,468
16	MCEWEN, BOB	OH	6	REP	I	\$606,456
17	PELOSI, NANCY	CA	5	DEM	O	\$605,231
18	JOHNSTON, HARRY A II	FL	14	DEM	O	\$594,408
19	LEVINE, MEL	CA	27	DEM	I	\$575,926
20	ESHOO, ANNA G	CA	12	DEM	C	\$558,545
21	GINGRICH, NEWTON LEROY	GA	6	REP	I	\$554,318
22	MOODY, JIM	WI	5	DEM	I	\$542,416
23	ROSENBERG, NATHAN OWEN	CA	40	REP	O	\$540,115
24	BENTLEY, HELEN DELICH	MD	2	REP	I	\$531,975
25	MILLER, JOHN	WA	1	REP	I	\$520,608
26	WOLF, FRANK R	VA	10	REP	I	\$519,889
27	PRICE, DAVID E	NC	4	DEM	I	\$518,564
28	CLEMENT, ROBERT N (BOB)	TN	5	DEM	O	\$516,038
29	LOWEY, NITA M	NY	20	DEM	C	\$505,458
30	BITTERMAN, MARY GAYLE FOLEY	HI	1	DEM	C	\$500,794
31	POLLACK, LANA	MI	2	DEM	C	\$498,898
32	PURSELL, CARL D	MI	2	REP	I	\$497,451
33	HILER, JOHN PATRICK	IN	3	REP	I	\$496,625
34	MORELLA, CONSTANCE A	MD	8	REP	I	\$496,408
35	AZZOLINA, JOSEPH	NJ	3	REP	O	\$490,113
36	DOWNNEY, THOMAS J	NY	2	DEM	I	\$480,011
37	BARTLETT, STEVE	TX	3	REP	I	\$475,845
38	GREEN, BILL	NY	15	REP	I	\$466,422
39	DOUGLAS, CHARLES G III	NH	2	REP	O	\$464,367
40	CHAPPELL, WILLIAM VENROE JR	FL	4	DEM	I	\$458,192
41	BAKER, C DAVID	CA	40	REP	O	\$456,603
42	SCHUETTE, WILLIAM D	MI	10	REP	I	\$455,134
43	WEBER, VIN	MN	2	REP	I	\$453,259
44	COSTELLO, JERRY F	IL	21	DEM	O	\$452,900
45	CRANE, PHILIP MILLER	IL	12	REP	I	\$445,289
46	MARKEY, EDWARD JOHN	MA	7	DEM	I	\$443,311
47	BARTON, JOE CONGRESSMAN	TX	6	REP	I	\$441,135
48	GEJDENSON, SAMUEL	CT	2	DEM	I	\$435,249
49	FLORIO, JAMES JOSEPH	NJ	1	DEM	I	\$425,946
50	SAIKI, PATRICIA FUKUDA	HI	1	REP	I	\$425,091

R 9 0 8 0 2 0 4 5 4 0

1987-88  
TOP 50 HOUSE - CONTRIBUTIONS FROM PAC'S

1	FOLEY, THOMAS S	WA	5	DEM	I	\$560,150
2	MICHEL, ROBERT H	IL	18	REP	I	\$556,599
3	MOODY, JIM	WI	5	DEM	I	\$535,032
4	MATSUI, ROBERT T	CA	3	DEM	I	\$486,303
5	JONTZ, JAMES	IN	5	DEM	I	\$476,725
6	ESPY, ALPHONSO MICHAEL	MS	2	DEM	I	\$476,060
7	PRICE, DAVID E	NC	4	DEM	I	\$469,836
8	DORGAN, BYRON L	ND	0	DEM	I	\$463,646
9	LUKEN, THOMAS A	OH	1	DEM	I	\$459,366
10	DINGELL, JOHN D	MI	16	DEM	I	\$458,752
11	ROSTENKOWSKI, DAN	IL	8	DEM	I	\$443,550
12	HART, GARY K	CA	19	DEM	C	\$439,071
13	FLIPPO, RONNIE GENE	AL	5	DEM	I	\$438,863
14	COELHO, ANTHONY LEE	CA	15	DEM	I	\$438,389
15	KOSTMAYER, PETER H	PA	8	DEM	I	\$436,550
16	OWENS, WAYNE	UT	2	DEM	I	\$433,502
17	SKAGGS, DAVID E	CO	2	DEM	I	\$432,867
18	NAGLE, DAVID R	IA	3	DEM	I	\$425,324
19	CHAPPELL, WILLIAM VENROE JR	FL	4	DEM	I	\$422,427
20	HOCHBRUECKNER, GEORGE J	NY	1	DEM	I	\$422,024
21	NEAL, STEPHEN L	NC	5	DEM	I	\$421,060
22	QUILLEN, JAMES HENRY	TN	1	REP	I	\$413,350
23	DYSON, ROY CONGRESSMAN	MD	1	DEM	I	\$409,226
24	PALLONE, FRANK JR	NJ	3	DEM	O	\$407,443
25	EMERSON, N WILLIAM	MO	8	REP	I	\$405,951
26	ANDREWS, MICHAEL ALLEN	TX	25	DEM	I	\$399,496
27	ANTHONY, BERYL F JR	AR	4	DEM	I	\$392,952
28	SLAUGHTER, LOUISE MCINTOSH	NY	30	DEM	I	\$392,190
29	BRYANT, JOHN WILEY	TX	5	DEM	I	\$392,154
30	MCMILLEN, C THOMAS	MD	4	DEM	I	\$389,245
31	WARD, THOMAS W	IN	3	DEM	C	\$387,980
32	PATTERSON, ELIZABETH JOHNSTON	SC	4	DEM	I	\$384,474
33	GRAY, WILLIAM H III	PA	2	DEM	I	\$382,600
34	OAKAR, MARY ROSE	OH	20	DEM	I	\$381,547
35	ESHOO, ANNA G	CA	12	DEM	C	\$381,271
36	ST GERMAIN, FERNAND J	RI	1	DEM	I	\$379,689
37	FAZIO, VIC	CA	4	DEM	I	\$379,688
38	ECKART, DENNIS E	OH	11	DEM	I	\$377,301
39	BOUCHER, FREDERICK CARLYLE	VA	9	DEM	I	\$376,500
40	DERRICK, BUTLER C JR	SC	3	DEM	I	\$368,907
41	SIKORSKI, GERRY	MN	6	DFL	I	\$368,092
42	STANGELAND, ARLAN I	MN	7	REP	I	\$359,814
43	DOWNEY, THOMAS J	NY	2	DEM	I	\$359,190
44	HUBBARD, CARROLL JR	KY	1	DEM	I	\$358,597
45	FLORIO, JAMES JOSEPH	NJ	1	DEM	I	\$358,454
46	WRIGHT, JAMES C JR	TX	12	DEM	I	\$357,508
47	LELAND, GEORGE T "MICKEY"	TX	18	DEM	I	\$357,026
48	RANGEL, CHARLES B	NY	16	DEM	I	\$356,290
49	HILER, JOHN PATRICK	IN	3	REP	I	\$355,359
50	LENT, NORMAN FREDERICK	NY	4	REP	I	\$353,639

8 9 0 8 0 2 0 4 5 4 1

1987-88  
TOP 50 HOUSE - DISBURSEMENTS

1	ESKIND, JANE G	TN	5	DEM	O	\$2,558,003
2	BREDESEN, PHILIP NORMAN	TN	5	DEM	O	\$1,883,727
3	DORNAN, ROBERT KENNETH HON	CA	38	REP	I	\$1,755,892
4	DIOGUARDI, JOSEPH J	NY	20	REP	I	\$1,567,129
5	HART, GARY K	CA	19	DEM	C	\$1,548,401
6	LAGOMARSINO, ROBERT	CA	19	REP	I	\$1,470,674
7	CAMPBELL, THOMAS J	CA	12	REP	C	\$1,440,639
8	COURTER, JAMES A	NJ	12	REP	I	\$1,333,882
9	MILLER, JOHN	WA	1	REP	I	\$1,321,021
10	LOWEY, NITA M	NY	20	DEM	C	\$1,309,873
11	MOODY, JIM	WI	5	DEM	I	\$1,278,526
12	KENNEDY, JOSEPH P II	MA	8	DEM	I	\$1,186,852
13	PELOSI, NANCY	CA	5	DEM	O	\$1,182,491
14	DELLUMS, RONALD V	CA	8	DEM	I	\$1,174,676
15	SCHENKEN, JERRY	NE	2	REP	O	\$1,158,294
16	COX, CHRISTOPHER	CA	40	REP	O	\$1,108,368
17	KOSTMAYER, PETER H	PA	8	DEM	I	\$1,106,112
18	ESHOO, ANNA G	CA	12	DEM	C	\$1,089,570
19	HILER, JOHN PATRICK	IN	3	REP	I	\$1,085,140
20	CHAPPELL, WILLIAM VENROE JR	FL	4	DEM	I	\$1,069,699
21	PRICE, DAVID E	NC	4	DEM	I	\$1,006,641
22	BARTLETT, STEVE	TX	3	REP	I	\$1,000,894
23	PATTERSON, ELIZABETH JOHNSTON	SC	4	DEM	I	\$998,196
24	AZZOLINA, JOSEPH	NJ	3	REP	O	\$981,865
25	COELHO, ANTHONY LEE	CA	15	DEM	I	\$972,235
26	JOHNSTON, HARRY A II	FL	14	DEM	O	\$971,883
27	WRIGHT, JAMES C JR	TX	12	DEM	I	\$940,760
28	CLEMENT, ROBERT N (BOB)	TN	5	DEM	O	\$938,492
29	FLORIO, JAMES JOSEPH	NJ	1	DEM	I	\$924,427
30	LUKEN, THOMAS A	OH	1	DEM	I	\$908,765
31	ESPY, ALPHONSO MICHAEL	MS	2	DEM	I	\$886,540
32	MCEWEN, BOB	OH	6	REP	I	\$884,754
33	PURSELL, CARL D	MI	2	REP	I	\$876,779
34	MUELLER, MARGARET R	OH	11	REP	C	\$863,868
35	TANNER, JOHN S	TN	8	DEM	O	\$863,425
36	MICHEL, ROBERT H	IL	18	REP	I	\$861,969
37	HOAGLAND, PETER	NE	2	DEM	O	\$858,762
38	MURRAY, THOMAS JAMES	OH	5	DEM	O	\$850,819
39	PARKER, PAUL MICHAEL "MIKE"	MS	4	DEM	O	\$843,142
40	GINGRICH, NEWTON LEROY	GA	6	REP	I	\$838,708
41	GOSS, PORTER JOHNSTON	FL	13	REP	O	\$836,224
42	MORELLA, CONSTANCE A	MD	8	REP	I	\$821,574
43	SLAUGHTER, LOUISE MCINTOSH	NY	30	DEM	I	\$802,886
44	ST GERMAIN, FERNAND J	RI	1	DEM	I	\$801,289
45	OAKAR, MARY ROSE	OH	20	DEM	I	\$783,180
46	BENTLEY, HELEN DELICH	MD	2	REP	I	\$782,796
47	ADAMS, KENNETH MAHLON	FL	14	REP	O	\$780,277
48	GILLMOR, PAUL E	OH	5	REP	O	\$769,548
49	EMERSON, N WILLIAM	MO	8	REP	I	\$768,792
50	WOLF, FRANK R	VA	10	REP	I	\$758,365

3 9 0 8 0 ? 0 4 5 4 2

1987-88  
TOP 50 HOUSE - CASH ON HAND

1	DREIER, DAVID T	CA	33	REP	I	\$1,251,053
2	SOLARZ, STEPHEN J	NY	13	DEM	I	\$1,158,484
3	ROSTENKOWSKI, DAN	IL	8	DEM	I	\$1,034,438
4	SCHUMER, CHARLES E	NY	10	DEM	I	\$854,385
5	FLIPPO, RONNIE GENE	AL	5	DEM	I	\$810,958
6	LEVINE, MEL	CA	27	DEM	I	\$805,977
7	RINALDO, MATTHEW J	NJ	7	REP	I	\$746,181
8	QUILLEN, JAMES HENRY	TN	1	REP	I	\$711,012
9	MATSUI, ROBERT T	CA	3	DEM	I	\$654,798
10	ARCHER, WILLIAM R JR	TX	7	REP	I	\$629,909
11	MOORHEAD, CARLOS JOHN	CA	22	REP	I	\$622,634
12	GIBBONS, SAM M	FL	7	DEM	I	\$612,241
13	HOPKINS, LARRY JONES	KY	6	REP	I	\$608,792
14	BROOMFIELD, WILLIAM S	MI	18	REP	I	\$589,123
15	FOLEY, THOMAS S	WA	5	DEM	I	\$587,378
16	FASCELL, DANTE B	FL	19	DEM	I	\$586,920
17	ANDREWS, MICHAEL ALLEN	TX	25	DEM	I	\$565,626
18	TORRICELLI, ROBERT G	NJ	9	DEM	I	\$522,762
19	BARNARD, DRUIE DOUGLAS JR	GA	10	DEM	I	\$519,193
20	BEVILL, TOM	AL	4	DEM	I	\$513,647
21	DOWNNEY, THOMAS J	NY	2	DEM	I	\$509,072
22	LENT, NORMAN FREDERICK	NY	4	REP	I	\$489,416
23	LEATH, JAMES MARVIN	TX	11	DEM	I	\$488,621
24	ROE, ROBERT	NJ	8	DEM	I	\$484,615
25	LANTOS, THOMAS P	CA	11	DEM	I	\$470,219
26	DONNELLY, BRIAN	MA	11	DEM	I	\$469,693
27	NICHOLS, BILL	AL	3	DEM	I	\$466,898
28	JENKINS, EDGAR L	GA	9	DEM	I	\$464,486
29	MARKEY, EDWARD JOHN	MA	7	DEM	I	\$451,058
30	LAFALCE, JOHN J	NY	32	DEM	I	\$450,300
31	WHITTAKER, ROBERT R "BOB"	KS	5	REP	I	\$446,218
32	BROOKS, JACK	TX	9	DEM	I	\$440,347
33	WYDEN, RON	OR	3	DEM	I	\$437,007
34	FRENZEL, BILL	MN	3	REP	I	\$429,576
35	DICKINSON, WILLIAM LOUIS	AL	2	REP	I	\$421,368
36	MILLER, GEORGE	CA	7	DEM	I	\$416,855
37	RAHALL, NICK J II M C	WV	4	DEM	I	\$395,005
38	MADIGAN, EDWARD R	IL	15	REP	I	\$388,122
39	FAZIO, VIC	CA	4	DEM	I	\$378,618
40	ROSE, CHARLES G III	NC	7	DEM	I	\$365,916
41	GRADISON, WILLIS D JR	OH	2	REP	I	\$364,822
42	RANGEL, CHARLES B	NY	16	DEM	I	\$363,796
43	BRUCE, TERRY L	IL	19	DEM	I	\$360,770
44	BRYANT, JOHN WILEY	TX	5	DEM	I	\$353,031
45	WHITTEN, JAMIE LLOYD	MS	1	DEM	I	\$348,365
46	HAMMERSCHMIDT, JOHN PAUL	AR	3	REP	I	\$339,600
47	ROBERTS, PAT	KS	1	REP	I	\$330,315
48	MCGRATH, RAYMOND J	NY	5	REP	I	\$326,731
49	MCDADE, JOSEPH M	PA	10	REP	I	\$326,216
50	MINETA, NORMAN Y	CA	13	DEM	I	\$320,749

8 9 0 8 0 2 0 4 5 4 3



1987-88  
TOP 50 HOUSE - DEBTS OWED

1	MUELLER, MARGARET R	OH	11	REP	C	\$942,818
2	MEHIEL, DENNIS	NY	20	DEM	C	\$619,409
3	LOWEY, NITA M	NY	20	DEM	C	\$606,461
4	SMITH, LACEY THOMAS	KY	1	DEM	C	\$447,601
5	AZZOLINA, JOSEPH	NJ	3	REP	O	\$358,786
6	SISISKY, NORMAN	VA	4	DEM	I	\$349,183
7	MILLER, JOHN	WA	1	REP	I	\$332,760
8	COX, CHRISTOPHER	CA	40	REP	O	\$307,407
9	DORNAN, ROBERT KENNETH HON	CA	38	REP	I	\$302,609
10	PARKER, PAUL MICHAEL "MIKE"	MS	4	DEM	O	\$298,012
11	PELOSI, NANCY	CA	5	DEM	O	\$285,000
12	HOAGLAND, PETER	NE	2	DEM	O	\$276,929
13	PAYNE, LEWIS F JR	VA	5	DEM	O	\$275,000
14	PAYNE, LEWIS F JR	VA	5	DEM	I	\$275,000
15	HAYES, JAMES ALISON	LA	7	DEM	I	\$269,449
16	KORMAN, SANG R	CA	21	REP	C	\$255,909
17	GREEN, BILL	NY	15	REP	I	\$237,000
18	TAMPOSI, BETTY	NH	2	REP	O	\$233,000
19	GRAY, LYONS	NC	5	REP	C	\$217,500
20	TAYLOR, CHARLES H	NC	11	REP	C	\$215,871
21	BAKER, C DAVID	CA	40	REP	O	\$183,946
22	SPRATT, JOHN M JR	SC	5	DEM	I	\$181,500
23	LAUGHLIN, GREGORY HAINES	TX	14	DEM	C	\$176,128
24	BAIN, TROY EVANS	LA	4	DEM	O	\$175,400
25	MORGENTHAU, RUTH S	RI	2	DEM	C	\$174,324
26	SCHENKEN, JERRY	NE	2	REP	O	\$172,653
27	JAMES, CRAIG TAYLOR	FL	4	REP	C	\$170,000
28	SCHEUER, JAMES H	NY	8	DEM	I	\$164,250
29	WHITE, KNOX HAYNSWORTH	SC	4	REP	C	\$161,067
30	KENNEDY, BRIAN T	NJ	3	REP	O	\$155,000
31	PATTERSON, ELIZABETH JOHNSTON	SC	4	DEM	I	\$150,557
32	STEARNS, CLIFFORD B	FL	6	REP	O	\$145,024
33	BAKAL, PETER M	NY	23	REP	O	\$138,040
34	ESHOO, ANNA G	CA	12	DEM	C	\$135,260
35	COKER, HAROLD L	TN	3	REP	C	\$125,743
36	GRANDY, FREDRICK LAWRENCE	IA	6	REP	I	\$124,480
37	DOO, LEIGH-WAI	HI	1	DEM	C	\$121,750
38	MARCHISELLI, VINCENT A	NY	19	DEM	O	\$117,830
39	ENGEL, ELIOT LANCE	NY	19	DEM	O	\$112,778
40	KANJORSKI, PAUL E	PA	11	DEM	I	\$106,844
41	COHLMIA, KAY E	TX	5	REP	C	\$102,000
42	CAMPBELL, THOMAS J	CA	12	REP	C	\$101,059
43	SWEENEY, DAVID MCCANN "MAC"	TX	14	REP	I	\$100,486
44	JACOBS, RICHARD L	TN	8	REP	O	\$100,066
45	CLEMENT, ROBERT N (BOB)	TN	5	DEM	O	\$100,000
46	MACHTLEY, RONALD KEITH	RI	1	REP	C	\$99,093
47	PATTERSON, STEVEN ALAN	MS	4	DEM	O	\$96,894
48	SHAKESPEARE, HOWARD	PA	23	DEM	C	\$95,764
49	LEVITT, JOHN	NY	15	DEM	C	\$94,442
50	BAFALIS, SKIP	FL	13	REP	O	\$91,334

8 9 0 8 0 2 0 4 5 4 4

1987-88  
TOP 50 HOUSE INCUMBENTS - RECEIPTS

1	DORNAN, ROBERT KENNETH HON	CA	38	REP	I	\$1,731,883
2	DIOGUARDI, JOSEPH J	NY	20	REP	I	\$1,553,890
3	KENNEDY, JOSEPH P II	MA	8	DEM	I	\$1,410,819
4	MILLER, JOHN	WA	1	REP	I	\$1,328,979
5	MOODY, JIM	WI	5	DEM	I	\$1,291,564
6	LAGOMARSINO, ROBERT	CA	19	REP	I	\$1,226,229
7	COURTER, JAMES A	NJ	12	REP	I	\$1,211,060
8	KOSTMAYER, PETER H	PA	8	DEM	I	\$1,165,187
9	DELLUMS, RONALD V	CA	8	DEM	I	\$1,153,750
10	PRICE, DAVID E	NC	4	DEM	I	\$1,031,004
11	PATTERSON, ELIZABETH JOHNSTON	SC	4	DEM	I	\$974,666
12	HILER, JOHN PATRICK	IN	3	REP	I	\$971,929
13	CHAPPELL, WILLIAM VENROE JR	FL	4	DEM	I	\$955,540
14	MATSUI, ROBERT T	CA	3	DEM	I	\$917,025
15	SOLARZ, STEPHEN J	NY	13	DEM	I	\$899,313
16	DOWNEY, THOMAS J	NY	2	DEM	I	\$896,625
17	LEVINE, MEL	CA	27	DEM	I	\$893,810
18	BRYANT, JOHN WILEY	TX	5	DEM	I	\$889,511
19	ESPY, ALPHONSO MICHAEL	MS	2	DEM	I	\$880,227
20	MICHEL, ROBERT H	IL	18	REP	I	\$877,026
21	ROSTENKOWSKI, DAN	IL	8	DEM	I	\$866,341
22	GINGRICH, NEWTON LEROY	GA	6	REP	I	\$851,786
23	BENTLEY, HELEN DELICH	MD	2	REP	I	\$850,900
24	EMERSON, N WILLIAM	MO	8	REP	I	\$850,739
25	COELHO, ANTHONY LEE	CA	15	DEM	I	\$837,955
26	MORELLA, CONSTANCE A	MD	8	REP	I	\$829,437
27	PURSELL, CARL D	MI	2	REP	I	\$811,384
28	WOLF, FRANK R	VA	10	REP	I	\$803,080
29	FLORIO, JAMES JOSEPH	NJ	1	DEM	I	\$790,850
30	MCEWEN, BOB	OH	6	REP	I	\$787,103
31	SCHUETTE, WILLIAM D	MI	10	REP	I	\$782,377
32	FOLEY, THOMAS S	WA	5	DEM	I	\$781,195
33	SLAUGHTER, LOUISE MCINTOSH	NY	30	DEM	I	\$778,946
34	WRIGHT, JAMES C JR	TX	12	DEM	I	\$776,295
35	LUKEN, THOMAS A	OH	1	DEM	I	\$774,952
36	BARTLETT, STEVE	TX	3	REP	I	\$769,201
37	RITTER, DONALD L	PA	15	REP	I	\$759,713
38	BARTON, JOE CONGRESSMAN	TX	6	REP	I	\$750,559
39	COBLE, JOHN HOWARD	NC	6	REP	I	\$736,254
40	OWENS, WAYNE	UT	2	DEM	I	\$736,198
41	HOCHBRUECKNER, GEORGE J	NY	1	DEM	I	\$734,684
42	GEJDENSON, SAMUEL	CT	2	DEM	I	\$731,513
43	SKAGGS, DAVID E	CO	2	DEM	I	\$730,990
44	MCMILLEN, C THOMAS	MD	4	DEM	I	\$730,652
45	WEBER, VIN	MN	2	REP	I	\$728,427
46	AUCOIN, LES	OR	1	DEM	I	\$724,149
47	JONTZ, JAMES	IN	5	DEM	I	\$721,637
48	BUECHNER, JOHN W JACK	MO	2	REP	I	\$721,239
49	NEAL, STEPHEN L	NC	5	DEM	I	\$715,578
50	FLIPPO, RONNIE GENE	AL	5	DEM	I	\$711,580

89080204545

1987-88

TOP 50 HOUSE INCUMBENTS - CONTRIBUTIONS FROM INDIVIDUALS

1	DORNAN, ROBERT KENNETH HON	CA	38	REP	I	\$1,555,928
2	KENNEDY, JOSEPH P II	MA	8	DEM	I	\$1,110,943
3	DIOGUARDI, JOSEPH J	NY	20	REP	I	\$1,074,913
4	COURTER, JAMES A	NJ	12	REP	I	\$1,015,008
5	DELLUMS, RONALD V	CA	8	DEM	I	\$848,795
6	LAGOMARSINO, ROBERT	CA	19	REP	I	\$809,074
7	SOLARZ, STEPHEN J	NY	13	DEM	I	\$760,802
8	KOSTMAYER, PETER H	PA	8	DEM	I	\$684,679
9	MCEWEN, BOB	OH	6	REP	I	\$606,456
10	LEVINE, MEL	CA	27	DEM	I	\$575,926
11	GINGRICH, NEWTON LEROY	GA	6	REP	I	\$554,318
12	MOODY, JIM	WI	5	DEM	I	\$542,416
13	BENTLEY, HELEN DELICH	MD	2	REP	I	\$531,975
14	MILLER, JOHN	WA	1	REP	I	\$520,608
15	WOLF, FRANK R	VA	10	REP	I	\$519,889
16	PRICE, DAVID E	NC	4	DEM	I	\$518,564
17	PURSELL, CARL D	MI	2	REP	I	\$497,451
18	HILER, JOHN PATRICK	IN	3	REP	I	\$496,625
19	MORELLA, CONSTANCE A	MD	8	REP	I	\$496,408
20	DOWNEY, THOMAS J	NY	2	DEM	I	\$480,011
21	BARTLETT, STEVE	TX	3	REP	I	\$475,845
22	GREEN, BILL	NY	15	REP	I	\$466,422
23	CHAPPELL, WILLIAM VENROE JR	FL	4	DEM	I	\$458,192
24	SCHUETTE, WILLIAM D	MI	10	REP	I	\$455,134
25	WEBER, VIN	MN	2	REP	I	\$453,259
26	CRANE, PHILIP MILLER	IL	12	REP	I	\$445,289
27	MARKEY, EDWARD JOHN	MA	7	DEM	I	\$443,311
28	BARTON, JOE CONGRESSMAN	TX	6	REP	I	\$441,135
29	GEJDENSON, SAMUEL	CT	2	DEM	I	\$435,249
30	FLORIO, JAMES JOSEPH	NJ	1	DEM	I	\$425,946
31	SAIKI, PATRICIA FUKUDA	HI	1	REP	I	\$425,091
32	RITTER, DONALD L	PA	15	REP	I	\$421,074
33	COBLE, JOHN HOWARD	NC	6	REP	I	\$420,782
34	TORRICELLI, ROBERT G	NJ	9	DEM	I	\$415,035
35	HERGER, WALTER WILLIAM (WALLY)	CA	2	REP	I	\$407,753
36	PARRIS, STANFORD E	VA	8	REP	I	\$405,411
37	EMERSON, N WILLIAM	MO	8	REP	I	\$396,850
38	COELHO, ANTHONY LEE	CA	15	DEM	I	\$392,979
39	VUCANOVICH, BARBARA F	NV	2	REP	I	\$384,260
40	SMITH, LAMAR	TX	21	REP	I	\$383,551
41	KONNYU, ERNEST L	CA	12	REP	I	\$380,346
42	JOHNSON, NANCY LEE	CT	6	REP	I	\$375,787
43	GALLO, DEAN A	NJ	11	REP	I	\$367,758
44	ESPY, ALPHONSO MICHAEL	MS	2	DEM	I	\$367,041
45	HOLLOWAY, CLYDE C	LA	8	REP	I	\$360,761
46	ATKINS, CHESTER GREENOUGH	MA	5	DEM	I	\$356,308
47	PELOSI, NANCY	CA	5	DEM	I	\$354,925
47	PELOSI, NANCY	CA	5	DEM	O	\$354,925
48	MATSUI, ROBERT T	CA	3	DEM	I	\$348,347
49	SMITH, LAWRENCE JACK	FL	16	DEM	I	\$347,654
50	ROSTENKOWSKI, DAN	IL	8	DEM	I	\$345,096

89080304546

1987-88

TOP 50 HOUSE INCUMBENTS CONTRIBUTIONS FROM PAC'S

1	FOLEY, THOMAS S	WA	5	DEM	I	\$560,150
2	MICHEL, ROBERT H	IL	18	REP	I	\$556,599
3	MOODY, JIM	WI	5	DEM	I	\$535,032
4	MATSUI, ROBERT T	CA	3	DEM	I	\$486,303
5	JONTZ, JAMES	IN	5	DEM	I	\$476,725
6	ESPY, ALPHONSO MICHAEL	MS	2	DEM	I	\$476,060
7	PRICE, DAVID E	NC	4	DEM	I	\$469,836
8	DORGAN, BYRON L	ND	0	DEM	I	\$463,646
9	LUKEN, THOMAS A	OH	1	DEM	I	\$459,366
10	DINGELL, JOHN D	MI	16	DEM	I	\$458,752
11	ROSTENKOWSKI, DAN	IL	8	DEM	I	\$443,550
12	FLIPPO, RONNIE GENE	AL	5	DEM	I	\$438,863
13	COELHO, ANTHONY LEE	CA	15	DEM	I	\$438,389
14	KOSTMAYER, PETER H	PA	8	DEM	I	\$436,550
15	OWENS, WAYNE	UT	2	DEM	I	\$433,502
16	SKAGGS, DAVID E	CO	2	DEM	I	\$432,867
17	NAGLE, DAVID R	IA	3	DEM	I	\$425,324
18	CHAPPELL, WILLIAM VENROE JR	FL	4	DEM	I	\$422,427
19	HOCHBRUECKNER, GEORGE J	NY	1	DEM	I	\$422,024
20	NEAL, STEPHEN L	NC	5	DEM	I	\$421,060
21	QUILLEN, JAMES HENRY	TN	1	REP	I	\$413,350
22	DYSON, ROY CONGRESSMAN	MD	1	DEM	I	\$409,226
23	EMERSON, N WILLIAM	MO	8	REP	I	\$405,951
24	ANDREWS, MICHAEL ALLEN	TX	25	DEM	I	\$399,496
25	ANTHONY, BERYL F JR	AR	4	DEM	I	\$392,952
26	SLAUGHTER, LOUISE MCINTOSH	NY	30	DEM	I	\$392,190
27	BRYANT, JOHN WILEY	TX	5	DEM	I	\$392,154
28	MCMILLEN, C THOMAS	MD	4	DEM	I	\$389,245
29	PATTERSON, ELIZABETH JOHNSTON	SC	4	DEM	I	\$384,474
30	GRAY, WILLIAM H III	PA	2	DEM	I	\$382,600
31	OAKAR, MARY ROSE	OH	20	DEM	I	\$381,547
32	ST GERMAIN, FERNAND J	RI	1	DEM	I	\$379,689
33	FAZIO, VIC	CA	4	DEM	I	\$379,688
34	ECKART, DENNIS E	OH	11	DEM	I	\$377,301
35	BOUCHER, FREDERICK CARLYLE	VA	9	DEM	I	\$376,500
36	DERRICK, BUTLER C JR	SC	3	DEM	I	\$368,907
37	SIKORSKI, GERRY	MN	6	DFL	I	\$368,092
38	STANGELAND, ARLAN I	MN	7	REP	I	\$359,814
39	DOWNEY, THOMAS J	NY	2	DEM	I	\$359,190
40	HUBBARD, CARROLL JR	KY	1	DEM	I	\$358,597
41	FLORIO, JAMES JOSEPH	NJ	1	DEM	I	\$358,454
42	WRIGHT, JAMES C JR	TX	12	DEM	I	\$357,508
43	LELAND, GEORGE T "MICKEY"	TX	18	DEM	I	\$357,026
44	RANGEL, CHARLES B	NY	16	DEM	I	\$356,290
45	HILER, JOHN PATRICK	IN	3	REP	I	\$355,359
46	LENT, NORMAN FREDERICK	NY	4	REP	I	\$353,639
47	BONIOR, DAVID E	MI	12	DEM	I	\$353,341
48	MILLER, JOHN	WA	1	REP	I	\$350,584
49	GIBBONS, SAM M	FL	7	DEM	I	\$347,122
50	SCHAEFER, DAN	CO	6	REP	I	\$342,942

89080204547

1987-88  
TOP 50 HOUSE INCUMBENTS - DISBURSEMENTS

1	DORNAN, ROBERT KENNETH HON	CA	38	REP	I	\$1,755,892
2	DIOGUARDI, JOSEPH J	NY	20	REP	I	\$1,567,129
3	LAGOMARSINO, ROBERT	CA	19	REP	I	\$1,470,674
4	COURTER, JAMES A	NJ	12	REP	I	\$1,333,882
5	MILLER, JOHN	WA	1	REP	I	\$1,321,021
6	MOODY, JIM	WI	5	DEM	I	\$1,278,526
7	KENNEDY, JOSEPH P II	MA	8	DEM	I	\$1,186,852
8	DELLUMS, RONALD V	CA	8	DEM	I	\$1,174,676
9	KOSTMAYER, PETER H	PA	8	DEM	I	\$1,106,112
10	HILER, JOHN PATRICK	IN	3	REP	I	\$1,085,140
11	CHAPPELL, WILLIAM VENROE JR	FL	4	DEM	I	\$1,069,699
12	PRICE, DAVID E	NC	4	DEM	I	\$1,006,641
13	BARTLETT, STEVE	TX	3	REP	I	\$1,000,894
14	PATTERSON, ELIZABETH JOHNSTON	SC	4	DEM	I	\$998,196
15	COELHO, ANTHONY LEE	CA	15	DEM	I	\$972,235
16	WRIGHT, JAMES C JR	TX	12	DEM	I	\$940,760
17	FLORIO, JAMES JOSEPH	NJ	1	DEM	I	\$924,427
18	LUKEN, THOMAS A	OH	1	DEM	I	\$908,765
19	ESPY, ALPHONSO MICHAEL	MS	2	DEM	I	\$886,540
20	MCEWEN, BOB	OH	6	REP	I	\$884,754
21	PURSELL, CARL D	MI	2	REP	I	\$876,779
22	MICHEL, ROBERT H	IL	18	REP	I	\$861,969
23	GINGRICH, NEWTON LEROY	GA	6	REP	I	\$838,708
24	MORELLA, CONSTANCE A	MD	8	REP	I	\$821,574
25	SLAUGHTER, LOUISE MCINTOSH	NY	30	DEM	I	\$802,886
26	ST GERMAIN, FERNAND J	RI	1	DEM	I	\$801,289
27	OAKAR, MARY ROSE	OH	20	DEM	I	\$783,180
28	BENTLEY, HELEN DELICH	MD	2	REP	I	\$782,796
29	EMERSON, N WILLIAM	MO	8	REP	I	\$768,792
30	WOLF, FRANK R	VA	10	REP	I	\$758,365
31	NEAL, STEPHEN L	NC	5	DEM	I	\$756,115
32	RITTER, DONALD L	PA	15	REP	I	\$752,332
33	DORGAN, BYRON L	ND	0	DEM	I	\$747,594
34	COBLE, JOHN HOWARD	NC	6	REP	I	\$738,088
35	HOCHBRUECKNER, GEORGE J	NY	1	DEM	I	\$732,956
36	SCHUETTE, WILLIAM D	MI	10	REP	I	\$728,533
37	GEJDENSON, SAMUEL	CT	2	DEM	I	\$727,919
38	SKAGGS, DAVID E	CO	2	DEM	I	\$721,647
39	TAUZIN, WILBERT JOSEPH II	LA	3	DEM	I	\$707,085
40	HERGER, WALTER WILLIAM (WALLY)	CA	2	REP	I	\$696,748
41	SWINDALL, PATRICK L	GA	4	REP	I	\$696,301
42	BUECHNER, JOHN W JACK	MO	2	REP	I	\$693,850
43	STANGELAND, ARLAN I	MN	7	REP	I	\$693,429
44	JONTZ, JAMES	IN	5	DEM	I	\$689,086
45	PARRIS, STANFORD E	VA	8	REP	I	\$689,035
46	SAIKI, PATRICIA FUKUDA	HI	1	REP	I	\$686,165
47	DYSON, ROY CONGRESSMAN	MD	1	DEM	I	\$684,204
48	DAVIS, ROBERT W	MI	11	REP	I	\$680,819
49	OWENS, WAYNE	UT	2	DEM	I	\$676,472
50	ALEXANDER, WILLIAM VOLLIE JR	AR	1	DEM	I	\$665,445

8 9 0 8 0 2 0 4 5 4 8

1987-88  
TOP 50 HOUSE INCUMBENTS - CASH ON HAND

1	DREIER, DAVID T	CA	33	REP	I	\$1,251,053
2	SOLARZ, STEPHEN J	NY	13	DEM	I	\$1,158,484
3	ROSTENKOWSKI, DAN	IL	8	DEM	I	\$1,034,438
4	SCHUMER, CHARLES E	NY	10	DEM	I	\$854,385
5	FLIPPO, RONNIE GENE	AL	5	DEM	I	\$810,958
6	LEVINE, MEL	CA	27	DEM	I	\$805,977
7	RINALDO, MATTHEW J	NJ	7	REP	I	\$746,181
8	QUILLEN, JAMES HENRY	TN	1	REP	I	\$711,012
9	MATSUI, ROBERT T	CA	3	DEM	I	\$654,798
10	ARCHER, WILLIAM R JR	TX	7	REP	I	\$629,909
11	MOORHEAD, CARLOS JOHN	CA	22	REP	I	\$622,634
12	GIBBONS, SAM M	FL	7	DEM	I	\$612,241
13	HOPKINS, LARRY JONES	KY	6	REP	I	\$608,792
14	BROOMFIELD, WILLIAM S	MI	18	REP	I	\$589,123
15	FOLEY, THOMAS S	WA	5	DEM	I	\$587,378
16	FASCELL, DANTE B	FL	19	DEM	I	\$586,920
17	ANDREWS, MICHAEL ALLEN	TX	25	DEM	I	\$565,626
18	TORRICELLI, ROBERT G	NJ	9	DEM	I	\$522,762
19	BARNARD, DRUIE DOUGLAS JR	GA	10	DEM	I	\$519,193
20	BEVILL, TOM	AL	4	DEM	I	\$513,647
21	DOWNNEY, THOMAS J	NY	2	DEM	I	\$509,072
22	LENT, NORMAN FREDERICK	NY	4	REP	I	\$489,416
23	LEATH, JAMES MARVIN	TX	11	DEM	I	\$488,621
24	ROE, ROBERT	NJ	8	DEM	I	\$484,615
25	LANTOS, THOMAS P	CA	11	DEM	I	\$470,219
26	DONNELLY, BRIAN	MA	11	DEM	I	\$469,693
27	NICHOLS, BILL	AL	3	DEM	I	\$466,898
28	JENKINS, EDGAR L	GA	9	DEM	I	\$464,486
29	MARKEY, EDWARD JOHN	MA	7	DEM	I	\$451,058
30	LAFALCE, JOHN J	NY	32	DEM	I	\$450,300
31	WHITTAKER, ROBERT R "BOB"	KS	5	REP	I	\$446,218
32	BROOKS, JACK	TX	9	DEM	I	\$440,347
33	WYDEN, RON	OR	3	DEM	I	\$437,007
34	FRENZEL, BILL	MN	3	REP	I	\$429,576
35	DICKINSON, WILLIAM LOUIS	AL	2	REP	I	\$421,368
36	MILLER, GEORGE	CA	7	DEM	I	\$416,855
37	RAHALL, NICK J II M C	WV	4	DEM	I	\$395,005
38	MADIGAN, EDWARD R	IL	15	REP	I	\$388,122
39	FAZIO, VIC	CA	4	DEM	I	\$378,618
40	ROSE, CHARLES G III	NC	7	DEM	I	\$365,916
41	GRADISON, WILLIS D JR	OH	2	REP	I	\$364,822
42	RANGEL, CHARLES B	NY	16	DEM	I	\$363,796
43	BRUCE, TERRY L	IL	19	DEM	I	\$360,770
44	BRYANT, JOHN WILEY	TX	5	DEM	I	\$353,031
45	WHITTEN, JAMIE LLOYD	MS	1	DEM	I	\$348,365
46	HAMMERSCHMIDT, JOHN PAUL	AR	3	REP	I	\$339,600
47	ROBERTS, PAT	KS	1	REP	I	\$330,315
48	MCGRATH, RAYMOND J	NY	5	REP	I	\$326,731
49	MCDADE, JOSEPH M	PA	10	REP	I	\$326,216
50	MINETA, NORMAN Y	CA	13	DEM	I	\$320,749

89080204549

## TOP 50 HOUSE INCUMBENTS - DEBTS OWED

1	SISISKY, NORMAN	VA	4	DEM	I	\$349,183
2	MILLER, JOHN	WA	1	REP	I	\$332,760
3	DORNAN, ROBERT KENNETH HON	CA	38	REP	I	\$302,609
4	PAYNE, LEWIS F JR	VA	5	DEM	I	\$275,000
4	PAYNE, LEWIS F JR	VA	5	DEM	O	\$275,000
5	HAYES, JAMES ALISON	LA	7	DEM	I	\$269,449
6	GREEN, BILL	NY	15	REP	I	\$237,000
7	SPRATT, JOHN M JR	SC	5	DEM	I	\$181,500
8	SCHEUER, JAMES H	NY	8	DEM	I	\$164,250
9	PATTERSON, ELIZABETH JOHNSTON	SC	4	DEM	I	\$150,557
10	GRANDY, FREDRICK LAWRENCE	IA	6	REP	I	\$124,480
11	KANJORSKI, PAUL E	PA	11	DEM	I	\$106,844
12	SWEENEY, DAVID MCCANN "MAC"	TX	14	REP	I	\$100,486
13	BILBRAY, JAMES H	NV	1	DEM	I	\$90,000
14	ESPY, ALPHONSO MICHAEL	MS	2	DEM	I	\$89,278
15	DYSON, ROY CONGRESSMAN	MD	1	DEM	I	\$87,759
16	HATCHER, CHARLES FLOYD	GA	2	DEM	I	\$85,829
17	FLORIO, JAMES JOSEPH	NJ	1	DEM	I	\$80,531
18	MOODY, JIM	WI	5	DEM	I	\$76,250
19	COSTELLO, JERRY F	IL	21	DEM	I	\$75,000
19	COSTELLO, JERRY F	IL	21	DEM	O	\$75,000
20	PERKINS, CARL CHRISTOPHER	KY	7	DEM	I	\$72,358
21	SCHUETTE, WILLIAM D	MI	10	REP	I	\$71,078
22	BALLENGER, THOMAS CASS	NC	10	REP	I	\$62,000
23	GINGRICH, NEWTON LEROY	GA	6	REP	I	\$57,130
24	INHOFE, JAMES M	OK	1	REP	I	\$56,001
25	KOSTMAYER, PETER H	PA	8	DEM	I	\$50,509
26	BRUCE, TERRY L	IL	19	DEM	I	\$50,000
27	ROSE, CHARLES G III	NC	7	DEM	I	\$50,000
28	EVANS, LANE ALLEN	IL	17	DEM	I	\$49,086
29	FLAKE, FLOYD H	NY	6	DEM	I	\$48,244
30	WELDON, CURT	PA	7	REP	I	\$47,982
31	SAVAGE, GUS	IL	2	DEM	I	\$47,012
32	CLARKE, JAMES MCCLURE	NC	11	DEM	I	\$43,000
33	NAGLE, DAVID R	IA	3	DEM	I	\$42,896
34	MCMILLEN, C THOMAS	MD	4	DEM	I	\$42,503
35	CHAPMAN, JIM	TX	1	DEM	I	\$40,718
36	ANTHONY, BERYL F JR	AR	4	DEM	I	\$40,000
37	UPTON, FREDERICK STEPHEN	MI	4	REP	I	\$38,789
38	NELSON, BILL	FL	11	DEM	I	\$38,042
39	YOUNG, DONALD E	AK	0	REP	I	\$36,349
40	LELAND, GEORGE T "MICKEY"	TX	18	DEM	I	\$34,902
41	OWENS, MAJOR ROBERT	NY	12	DEM	I	\$34,891
42	MCCRERY, JAMES OTIS III	LA	4	REP	I	\$34,866
42	MCCRERY, JAMES OTIS III	LA	4	REP	O	\$34,866
43	OWENS, WAYNE	UT	2	DEM	I	\$34,159
44	RICHARDSON, BILL	NM	3	DEM	I	\$34,000
45	GALLEGLY, ELTON	CA	21	REP	I	\$33,565
46	GARCIA, ROBERT 'BOB' CONGRESSM	NY	18	DEM	I	\$33,272
47	SKAGGS, DAVID E	CO	2	DEM	I	\$32,669
48	KONNYU, ERNEST L	CA	12	REP	I	\$30,000
49	NEAL, STEPHEN L	NC	5	DEM	I	\$29,419
50	ALEXANDER, WILLIAM VOLLIE JR	AR	1	DEM	I	\$28,830
51	TORRICELLI, ROBERT G	NJ	9	DEM	I	\$25,985
52	COLLINS, CARDISS	IL	7	DEM	I	\$25,000
53	DIOGUARDI, JOSEPH J	NY	20	REP	I	\$25,000

1987-88

TOP 50 HOUSE CHALLENGERS - RECEIPTS

1	HART, GARY K	CA	19	DEM	C	\$1,549,690
2	CAMPBELL, THOMAS J	CA	12	REP	C	\$1,445,770
3	LOWEY, NITA M	NY	20	DEM	C	\$1,338,147
4	ESHOO, ANNA G	CA	12	DEM	C	\$1,092,766
5	MUELLER, MARGARET R	OH	11	REP	C	\$1,014,371
6	POLLACK, LANA	MI	2	DEM	C	\$764,491
7	FETZER, TOM	NC	4	REP	C	\$754,005
8	GRAY, LYONS	NC	5	REP	C	\$744,770
9	MEHIEL, DENNIS	NY	20	DEM	C	\$739,623
10	BITTERMAN, MARY GAYLE FOLEY	HI	1	DEM	C	\$681,410
11	BEAN-JONES, LINDA MRS	ME	1	REP	C	\$639,212
12	WHITE, KNOX HAYNSWORTH	SC	4	REP	C	\$631,287
13	COKER, HAROLD L	TN	3	REP	C	\$628,222
14	LINDQUIST, REESE MALCOLM	WA	1	DEM	C	\$625,238
15	LAUGHLIN, GREGORY HAINES	TX	14	DEM	C	\$623,491
16	SMITH, LACEY THOMAS	KY	1	DEM	C	\$619,852
17	GILMORE, THOMAS ODELL SR	NC	6	DEM	C	\$586,449
18	WARD, THOMAS W	IN	3	DEM	C	\$586,342
19	JONES, BEN LEWIS	GA	4	DEM	C	\$522,594
20	CRYTS, PHILLIP WAYNE	MO	8	DEM	C	\$516,662
21	HOWARD, EDWARD L	PA	8	REP	C	\$506,241
22	TAYLOR, CHARLES H	NC	11	REP	C	\$503,317
23	WILLIAMS, FAYE	LA	8	DEM	C	\$493,951
24	EZZARD, MARTHA M	CO	6	DEM	C	\$493,515
25	FRANCHOT, PETER	MD	8	DEM	C	\$461,358
26	STEMBLER, JOHN HARDWICK JR	GA	4	DEM	C	\$439,214
27	FISH, HAMILTON	NY	20	DEM	C	\$436,617
28	SCOTT, WILLIAM THOMPSON "(WILL	KY	7	REP	C	\$435,370
29	SPOO, JAMES LEE	NV	2	DEM	C	\$434,976
30	MACHTLEY, RONALD KEITH	RI	1	REP	C	\$417,449
31	IRWIN, MITCH	MI	11	DEM	C	\$417,196
32	GRUENSTEIN, PETER	AK	0	DEM	C	\$402,694
33	O'BRIEN, RICHARD S "BUCK"	MT	2	DEM	C	\$396,369
34	MCKAY, GUNN	UT	1	DEM	C	\$392,478
35	KORMAN, SANG R	CA	21	REP	C	\$391,592
36	LEVENTIS, JAMES C	SC	2	DEM	C	\$389,570
37	HANEY, ANN J	WI	2	REP	C	\$383,346
38	PENCE, MICHAEL RICHARD	IN	2	REP	C	\$381,667
39	RAMIREZ, RALPH ROY	CA	30	REP	C	\$381,587
40	SANGMEISTER, GEORGE EDWARD	IL	4	DEM	C	\$378,294
41	REIBMAN, EDWARD D	PA	15	DEM	C	\$359,820
42	WORLEY, DAVID J	GA	6	DEM	C	\$354,847
43	JORDAN, HENRY SPEIR JR MD	SC	3	REP	C	\$354,589
44	KOPETSKI, MICHAEL JOSEPH	OR	5	DEM	C	\$352,829
45	DOO, LEIGH-WAI	HI	1	DEM	C	\$337,291
46	MORGENTHAU, RUTH S	RI	2	DEM	C	\$332,150
47	JAMES, CRAIG TAYLOR	FL	4	REP	C	\$316,314
48	BOUCHARD, JOHN D	NY	30	REP	C	\$311,470
49	O'MEARA, EDWARD S JR	ME	1	REP	C	\$291,632
50	HANSON, MARV	MN	7	DEM	C	\$289,694

8 9 0 8 0 2 0 4 5 1



1987-88

TOP 50 HOUSE CHALLENGERS - CONTRIBUTIONS FROM INDIVIDUALS

1	CAMPBELL, THOMAS J	CA	12	REP	C	\$1,176,961
2	HART, GARY K	CA	19	DEM	C	\$963,130
3	FETZER, TOM	NC	4	REP	C	\$644,791
4	ESHOO, ANNA G	CA	12	DEM	C	\$558,545
5	LOWEY, NITA M	NY	20	DEM	C	\$505,458
6	BITTERMAN, MARY GAYLE FOLEY	HI	1	DEM	C	\$500,794
7	POLLACK, LANA	MI	2	DEM	C	\$498,898
8	FISH, HAMILTON	NY	20	DEM	C	\$390,397
9	WHITE, KNOX HAYNSWORTH	SC	4	REP	C	\$383,001
10	GRAY, LYONS	NC	5	REP	C	\$367,758
11	SCOTT, WILLIAM THOMPSON "(WILL	KY	7	REP	C	\$365,378
12	PENCE, MICHAEL RICHARD	IN	2	REP	C	\$360,350
13	EZZARD, MARTHA M	CO	6	DEM	C	\$341,605
14	COKER, HAROLD L	TN	3	REP	C	\$325,844
15	HOWARD, EDWARD L	PA	8	REP	C	\$320,019
16	LINDQUIST, REESE MALCOLM	WA	1	DEM	C	\$316,688
17	LAUGHLIN, GREGORY HAINES	TX	14	DEM	C	\$270,371
18	CHEN, LILY	CA	30	DEM	C	\$262,569
19	JORDAN, HENRY SPEIR JR MD	SC	3	REP	C	\$252,443
20	FRANCHOT, PETER	MD	8	DEM	C	\$247,999
21	WILLIAMS, FAYE	LA	8	DEM	C	\$247,457
22	IRWIN, MITCH	MI	11	DEM	C	\$246,303
23	CRYTS, PHILLIP WAYNE	MO	8	DEM	C	\$242,718
24	LEVENTIS, JAMES C	SC	2	DEM	C	\$241,122
25	JONES, BEN LEWIS	GA	4	DEM	C	\$234,282
26	HANEY, ANN J	WI	2	REP	C	\$232,252
27	SPOO, JAMES LEE	NV	2	DEM	C	\$231,397
28	GILMORE, THOMAS ODELL SR	NC	6	DEM	C	\$225,910
29	WOLF, J SCOTT	RI	1	DEM	C	\$224,452
30	SYDNESS, STEVEN KRIS	ND	0	REP	C	\$224,168
31	O'MEARA, EDWARD S JR	ME	1	REP	C	\$220,487
32	REIBMAN, EDWARD D	PA	15	DEM	C	\$209,714
33	GRUENSTEIN, PETER	AK	0	DEM	C	\$209,379
34	GARRISON, JAMES A	CA	12	DEM	C	\$204,556
35	MACHTLEY, RONALD KEITH	RI	1	REP	C	\$198,366
36	BOUCHARD, JOHN D	NY	30	REP	C	\$191,347
37	BLANTON, THEODORE ARLAND	NC	8	REP	C	\$189,878
38	CHABOT, STEVEN J	OH	1	REP	C	\$185,826
39	HEARNE, MARK F "THOR"	MO	3	REP	C	\$177,589
40	ROSSELLO, PEDRO J	PR	0	IND	C	\$174,270
41	WEINBERG, ROBERT LESTER	VA	10	DEM	C	\$172,851
42	KOPETSKI, MICHAEL JOSEPH	OR	5	DEM	C	\$171,035
43	VOLK, DAVID	SD	0	REP	C	\$169,491
44	REDFERN, DONALD B	IA	3	REP	C	\$169,342
45	RAMIREZ, RALPH ROY	CA	30	REP	C	\$167,601
46	BARNHILL, HELEN I	WI	5	REP	C	\$164,672
47	KEEFE, JOSEPH F	NH	1	DEM	C	\$162,868
48	ROMAINE, EDWARD PETER	NY	1	REP	C	\$161,158
49	TAYLOR, CHARLES H	NC	11	REP	C	\$161,107
50	WARD, THOMAS W	IN	3	DEM	C	\$156,734

8 9 0 8 0 2 0 4 5 5 2

1987-88

TOP 50 HOUSE CHALLENGERS - CONTRIBUTIONS FROM PAC'S

1	HART, GARY K	CA	19	DEM	C	\$439,071
2	WARD, THOMAS W	IN	3	DEM	C	\$387,980
3	ESHOO, ANNA G	CA	12	DEM	C	\$381,271
4	LINDQUIST, REESE MALCOLM	WA	1	DEM	C	\$284,380
5	JONES, BEN LEWIS	GA	4	DEM	C	\$272,501
6	MCKAY, GUNN	UT	1	DEM	C	\$268,620
7	GILMORE, THOMAS ODELL SR	NC	6	DEM	C	\$255,133
8	CRYTS, PHILLIP WAYNE	MO	8	DEM	C	\$247,216
9	POLLACK, LANA	MI	2	DEM	C	\$230,404
10	CAMPBELL, THOMAS J	CA	12	REP	C	\$226,746
11	LAUGHLIN, GREGORY HAINES	TX	14	DEM	C	\$209,505
12	KOPETSKI, MICHAEL JOSEPH	OR	5	DEM	C	\$196,572
13	O'BRIEN, RICHARD S "BUCK"	MT	2	DEM	C	\$194,668
14	WORLEY, DAVID J	GA	6	DEM	C	\$193,570
15	SPOO, JAMES LEE	NV	2	DEM	C	\$184,654
16	FRANCHOT, PETER	MD	8	DEM	C	\$184,112
17	SANGMEISTER, GEORGE EDWARD	IL	4	DEM	C	\$167,000
18	WILLIAMS, FAYE	LA	8	DEM	C	\$154,816
19	TABOR, ERIC JON	IA	2	DEM	C	\$153,963
20	LOWEY, NITA M	NY	20	DEM	C	\$150,936
21	IRWIN, MITCH	MI	11	DEM	C	\$139,064
22	HANSON, MARV	MN	7	DEM	C	\$118,874
23	RAMIREZ, RALPH ROY	CA	30	REP	C	\$115,757
24	EZZARD, MARTHA M	CO	6	DEM	C	\$115,713
25	HUGHES, DOUGLAS R	MO	6	DEM	C	\$114,481
26	BITTERMAN, MARY GAYLE FOLEY	HI	1	DEM	C	\$110,495
27	HANEY, ANN J	WI	2	REP	C	\$109,417
28	FEIGENBAUM, BOB	MO	2	DEM	C	\$105,310
29	TAYLOR, CHARLES H	NC	11	REP	C	\$100,806
30	GLASSCO, KURT G	OK	1	DEM	C	\$100,550
31	KEEFE, JOSEPH F	NH	1	DEM	C	\$100,228
32	REIBMAN, EDWARD D	PA	15	DEM	C	\$98,649
33	GRUENSTEIN, PETER	AK	0	DEM	C	\$98,467
34	TUTTLE, LAURENCE ALLEN	OR	2	DEM	C	\$96,756
35	BRICKLEY, DAVID GUY	VA	8	DEM	C	\$86,250
36	HUTTER, JEFFREY VANCE	KY	3	DEM	C	\$85,650
37	LEVENTIS, JAMES C	SC	2	DEM	C	\$83,439
38	FETZER, TOM	NC	4	REP	C	\$80,339
39	STEPHENS, G DOUGLAS	IL	18	DEM	C	\$78,561
40	O'DONOVAN, JEROME X	NY	14	DEM	C	\$78,497
41	PETERSON, DOUGLAS PAUL	MN	2	DEM	C	\$76,147
42	WHITE, KNOX HAYNSWORTH	SC	4	REP	C	\$75,524
43	BOUCHARD, JOHN D	NY	30	REP	C	\$74,602
44	YUDELSON, JERRY M	CA	38	DEM	C	\$74,451
45	O'BRIEN, DAVID ALFRED	IA	6	DEM	C	\$74,224
46	STARK, JOHN PAUL	CA	36	REP	C	\$73,311
47	WILLIAMS, PATRICIA LEE	IN	5	REP	C	\$71,863
48	MACHTLEY, RONALD KEITH	RI	1	REP	C	\$70,644
49	ALLGAIER, CALVIN JEROME	MI	3	REP	C	\$68,801
50	GRAY, LYONS	NC	5	REP	C	\$67,761

8 9 0 8 0 2 0 4 5 5 3

1987-88  
TOP 50 HOUSE CHALLENGERS - DISBURSEMENTS

1	HART, GARY K	CA	19	DEM	C	\$1,548,401
2	CAMPBELL, THOMAS J	CA	12	REP	C	\$1,440,639
3	LOWEY, NITA M	NY	20	DEM	C	\$1,309,873
4	ESHOO, ANNA G	CA	12	DEM	C	\$1,089,570
5	MUELLER, MARGARET R	OH	11	REP	C	\$863,868
6	FETZER, TOM	NC	4	REP	C	\$753,002
7	POLLACK, LANA	MI	2	DEM	C	\$750,493
8	GRAY, LYONS	NC	5	REP	C	\$745,010
9	MEHIEL, DENNIS	NY	20	DEM	C	\$737,529
10	BEAN-JONES, LINDA MRS	ME	1	REP	C	\$639,213
11	BITTERMAN, MARY GAYLE FOLEY	HI	1	DEM	C	\$638,351
12	WHITE, KNOX HAYNSWORTH	SC	4	REP	C	\$630,913
13	COKER, HAROLD L	TN	3	REP	C	\$626,945
14	LINDQUIST, REESE MALCOLM	WA	1	DEM	C	\$625,926
15	SMITH, LACEY THOMAS	KY	1	DEM	C	\$619,648
16	LAUGHLIN, GREGORY HAINES	TX	14	DEM	C	\$600,114
17	WARD, THOMAS W	IN	3	DEM	C	\$584,006
18	GILMORE, THOMAS ODELL SR	NC	6	DEM	C	\$583,013
19	JONES, BEN LEWIS	GA	4	DEM	C	\$516,737
20	CRYTS, PHILLIP WAYNE	MO	8	DEM	C	\$516,240
21	HOWARD, EDWARD L	PA	8	REP	C	\$507,682
22	TAYLOR, CHARLES H	NC	11	REP	C	\$503,289
23	EZZARD, MARTHA M	CO	6	DEM	C	\$489,303
24	WILLIAMS, FAYE	LA	8	DEM	C	\$461,763
25	FRANCHOT, PETER	MD	8	DEM	C	\$460,847
26	STEMBLER, JOHN HARDWICK JR	GA	4	DEM	C	\$438,917
27	FISH, HAMILTON	NY	20	DEM	C	\$434,972
28	SCOTT, WILLIAM THOMPSON "(WILL	KY	7	REP	C	\$432,403
29	SPOO, JAMES LEE	NV	2	DEM	C	\$430,155
30	IRWIN, MITCH	MI	11	DEM	C	\$415,660
31	GRUENSTEIN, PETER	AK	0	DEM	C	\$402,477
32	O'BRIEN, RICHARD S "BUCK"	MT	2	DEM	C	\$394,102
33	MCKAY, GUNN	UT	1	DEM	C	\$391,928
34	KORMAN, SANG R	CA	21	REP	C	\$391,591
35	MACHTLEY, RONALD KEITH	RI	1	REP	C	\$385,402
36	RAMIREZ, RALPH ROY	CA	30	REP	C	\$382,111
37	HANEY, ANN J	WI	2	REP	C	\$380,785
38	PENCE, MICHAEL RICHARD	IN	2	REP	C	\$379,342
39	LEVENTIS, JAMES C	SC	2	DEM	C	\$378,469
40	SANGMEISTER, GEORGE EDWARD	IL	4	DEM	C	\$359,942
41	WORLEY, DAVID J	GA	6	DEM	C	\$358,354
42	REIBMAN, EDWARD D	PA	15	DEM	C	\$355,016
43	JORDAN, HENRY SPEIR JR MD	SC	3	REP	C	\$354,575
44	KOPETSKI, MICHAEL JOSEPH	OR	5	DEM	C	\$351,806
45	DOO, LEIGH-WAI	HI	1	DEM	C	\$339,101
46	MORGENTHAU, RUTH S	RI	2	DEM	C	\$328,335
47	JAMES, CRAIG TAYLOR	FL	4	REP	C	\$313,474
48	BOUCHARD, JOHN D	NY	30	REP	C	\$310,704
49	HANSON, MARV	MN	7	DEM	C	\$288,782
50	O'MEARA, EDWARD S JR	ME	1	REP	C	\$286,699

8 9 0 8 0 ? 0 4 5 5 4

1987-88

TOP 50 HOUSE CHALLENGERS -- CASH ON HAND

1	KESSLER, FREDERICK P	WI	5	DEM	C	\$48,476
2	BITTERMAN, MARY GAYLE FOLEY	HI	1	DEM	C	\$43,058
3	DAVIS, DANNY K	IL	7	DEM	C	\$35,273
4	WILLIAMS, FAYE	LA	8	DEM	C	\$34,235
5	MACHTLEY, RONALD KEITH	RI	1	REP	C	\$32,046
6	LOWEY, NITA M	NY	20	DEM	C	\$28,273
7	LAUGHLIN, GREGORY HAINES	TX	14	DEM	C	\$23,964
8	HOUSE, CHARLES M	CA	34	REP	C	\$18,666
9	SANGMEISTER, GEORGE EDWARD	IL	4	DEM	C	\$18,349
10	LEVITT, JOHN	NY	15	DEM	C	\$17,860
11	CARDINO, JOSEPH JR	NY	2	REP	C	\$17,854
12	POLLACK, LANA	MI	2	DEM	C	\$13,996
13	KUHLE, MICHAEL ALFRED	FL	15	DEM	C	\$12,546
14	MONACO, LEOPOLD ANTHONY	NJ	5	DEM	C	\$12,199
15	REYES, JO ANN	TX	26	DEM	C	\$11,400
16	STEPHENS, G DOUGLAS	IL	18	DEM	C	\$11,232
17	LEVENTIS, JAMES C	SC	2	DEM	C	\$11,099
18	HOLLAND, WILEY JULIAN	GA	2	DEM	C	\$9,099
19	PENCE, MICHAEL RICHARD	IN	2	REP	C	\$8,115
20	BARRY, PHILIP M	MO	3	DEM	C	\$7,898
21	HERZBERG, JOSEPH H	WI	9	DEM	C	\$7,603
22	HEARNE, MARK F "THOR"	MO	3	REP	C	\$7,530
23	LUNA, LUIS A	MD	1		C	\$7,300
24	KRIPKE, DANIEL F MD	CA	41	DEM	C	\$6,983
25	SOHN, HERBERT MD	IL	9	REP	C	\$6,145
26	JONES, BEN LEWIS	GA	4	DEM	C	\$5,937
27	GELPI, MICHAEL A	OH	12	IND	C	\$5,859
28	BARNHILL, HELEN I	WI	5	REP	C	\$5,529
29	BATH, DAVID EUGENE	CO	2	REP	C	\$5,451
30	GRAY, LYONS	NC	5	REP	C	\$5,294
31	CAMPBELL, THOMAS J	CA	12	REP	C	\$5,132
32	O'MEARA, EDWARD S JR	ME	1	REP	C	\$5,106
33	SPOO, JAMES LEE	NV	2	DEM	C	\$4,821
34	REIBMAN, EDWARD D	PA	15	DEM	C	\$4,803
35	CURRY, JERRY R	VA	2	REP	C	\$4,726
36	COOKE, MALCOLM DOUGLAS	SC	6	REP	C	\$4,715
37	CURL, THOMAS J (TOM)	IL	15	DEM	C	\$4,447
38	KRAPF, JAMES P	DE	0	REP	C	\$4,371
39	GARRISON, JAMES A	CA	12	DEM	C	\$4,326
40	EZZARD, MARTHA M	CO	6	DEM	C	\$4,214
41	PURCELL, JOHN KNOX	IN	7	DEM	C	\$4,112
42	LINDQUIST, REESE MALCOLM	WA	1	DEM	C	\$4,097
43	BARTENFELDER, JOSEPH	MD	2	DEM	C	\$4,016
44	WORLEY, DAVID J	GA	6	DEM	C	\$4,002
45	HANEY, ANN J	WI	2	REP	C	\$3,872
46	CARBERRY, GLENN THOMAS	CT	2	REP	C	\$3,870
47	MUSTAKAS, GEORGE T II	LA	1	DEM	C	\$3,815
48	MORGENTHAU, RUTH S	RI	2	DEM	C	\$3,814
49	LANDAU, DAVID EDWARD	PA	7	DEM	C	\$3,735
50	WIMBISH, C BETTE	FL	8	DEM	C	\$3,681

8 9 0 8 0 2 0 4 5 5

1987-88  
TOP 50 HOUSE CHALLENGERS - DEBTS OWED

1	MUELLER, MARGARET R	OH	11	REP	C	\$942,818
2	MEHIEL, DENNIS	NY	20	DEM	C	\$619,409
3	LOWEY, NITA M	NY	20	DEM	C	\$606,461
4	SMITH, LACEY THOMAS	KY	1	DEM	C	\$447,601
5	KORMAN, SANG R	CA	21	REP	C	\$255,909
6	GRAY, LYONS	NC	5	REP	C	\$217,500
7	TAYLOR, CHARLES H	NC	11	REP	C	\$215,871
8	LAUGHLIN, GREGORY HAINES	TX	14	DEM	C	\$176,128
9	MORGENTHAU, RUTH S	RI	2	DEM	C	\$174,324
10	JAMES, CRAIG TAYLOR	FL	4	REP	C	\$170,000
11	WHITE, KNOX HAYNSWORTH	SC	4	REP	C	\$161,067
12	ESHOO, ANNA G	CA	12	DEM	C	\$135,260
13	COKER, HAROLD L	TN	3	REP	C	\$125,743
14	DOO, LEIGH-WAI	HI	1	DEM	C	\$121,750
15	COHLMIA, KAY E	TX	5	REP	C	\$102,000
16	CAMPBELL, THOMAS J	CA	12	REP	C	\$101,059
17	MACHTLEY, RONALD KEITH	RI	1	REP	C	\$99,093
18	SHAKESPEARE, HOWARD	PA	23	DEM	C	\$95,764
19	LEVITT, JOHN	NY	15	DEM	C	\$94,442
20	LANDAU, DAVID EDWARD	PA	7	DEM	C	\$86,840
21	HOWARD, EDWARD L	PA	8	REP	C	\$85,430
22	GRUENSTEIN, PETER	AK	0	DEM	C	\$83,934
23	CHEN, LILY	CA	30	DEM	C	\$76,733
24	FIELDS, PETE	IL	21	DEM	C	\$76,201
25	GELPI, MICHAEL A	OH	12	IND	C	\$75,000
26	JUMONVILLE, JOHN ENOUL "J E" J	LA	8	DEM	C	\$73,493
27	COLEMAN, JACK	MS	2	REP	C	\$72,143
28	RAMIREZ, RALPH ROY	CA	30	REP	C	\$71,619
29	TORI, MARTIN A	KY	2	REP	C	\$69,905
30	SANGMEISTER, GEORGE EDWARD	IL	4	DEM	C	\$65,301
31	KRAPF, JAMES P	DE	0	REP	C	\$65,055
32	REYES, JO ANN	TX	26	DEM	C	\$64,649
33	FREEMAN, ROBERT L	LA	8	DEM	C	\$63,154
34	FENLASON, JAMES J	MT	1	REP	C	\$61,728
35	SHARRATT, BRYAN EDWARDS	WY	0	DEM	C	\$59,060
36	BRYAN, JON LANCE	MA	10	REP	C	\$58,000
37	WILLIAMS, LON R JR	TX	5	REP	C	\$57,675
38	HART, GARY K	CA	19	DEM	C	\$56,196
39	GREENEBAUM, HOWARD	CA	43	DEM	C	\$55,989
40	MCCARTHY, JOSEPH J	IL	3	REP	C	\$55,885
41	DOUKAS, PETER G	NY	15	DEM	C	\$55,601
42	YUDELSON, JERRY M	CA	38	DEM	C	\$53,616
43	VISCONTI, THOMAS FREDRICK	FL	4	REP	C	\$53,510
44	HANSON, MARV	MN	7	DEM	C	\$51,012
45	FETZER, TOM	NC	4	REP	C	\$48,637
46	CARL, DOUGLAS WAYNE	MI	12	REP	C	\$48,159
47	RADLOVIC, MICHAEL MILAN	CA	30	REP	C	\$48,064
48	SUTTON, RANDY JOHN	TX	4	REP	C	\$47,354
49	PLOETZ, RAY (RAYMOND CHARLES)	MN	6	REP	C	\$46,306
50	TILLMAN, WHEELER MELLETTE	SC	1	DEM	C	\$45,665

8 9 0 8 0 ? 0 4 5 5 6

1987-88  
TOP 50 HOUSE OPEN SEAT - RECEIPTS

1	ESKIND, JANE G	TN	5	DEM	O	\$2,558,007
2	BREDESEN, PHILIP NORMAN	TN	5	DEM	O	\$1,883,729
3	PELOSI, NANCY	CA	5	DEM	O	\$1,209,746
4	SCHENKEN, JERRY	NE	2	REP	O	\$1,162,918
5	COX, CHRISTOPHER	CA	40	REP	O	\$1,112,000
6	AZZOLINA, JOSEPH	NJ	3	REP	O	\$998,854
7	JOHNSTON, HARRY A II	FL	14	DEM	O	\$974,743
8	CLEMENT, ROBERT N (BOB)	TN	5	DEM	O	\$941,940
9	TANNER, JOHN S	TN	8	DEM	O	\$931,539
10	GOSS, PORTER JOHNSTON	FL	13	REP	O	\$878,439
11	HOAGLAND, PETER	NE	2	DEM	O	\$860,865
12	PARKER, PAUL MICHAEL "MIKE"	MS	4	DEM	O	\$844,541
13	COSTELLO, JERRY F	IL	21	DEM	O	\$820,992
14	ADAMS, KENNETH MAHLON	FL	14	REP	O	\$780,306
15	GILLMOR, PAUL E	OH	5	REP	O	\$745,116
16	DOUGLAS, CHARLES G III	NH	2	REP	O	\$735,185
17	MURRAY, THOMAS JAMES	OH	5	DEM	O	\$719,754
18	PAXON, L WILLIAM	NY	31	REP	O	\$688,480
19	UNSOELD, JOLENE	WA	3	DEM	O	\$687,800
20	FALLONE, FRANK JR	NJ	3	DEM	O	\$681,073
21	TAMPOSI, BETTY	NH	2	REP	O	\$646,046
22	POOLER, ROSEMARY S	NY	27	DEM	O	\$643,565
23	CAMPBELL, FOSTER	LA	4	DEM	O	\$623,427
24	WALSH, JAMES T	NY	27	REP	O	\$610,935
25	SMITH, LARKIN I	MS	5	REP	O	\$588,552
26	ROSENBERG, NATHAN OWEN	CA	40	REP	O	\$588,277
27	UDALL, THOMAS STEWART	NM	1	DEM	O	\$580,819
28	PAYNE, LEWIS F JR	VA	5	DEM	O	\$566,473
29	SCHIFF, STEVEN H	NM	1	REP	O	\$563,429
30	PAYNE, DONALD M	NJ	10	DEM	O	\$545,049
31	DONCHESS, JAMES W	NH	2	DEM	O	\$532,390
32	ROHRABACHER, DANA	CA	42	REP	O	\$521,665
33	BAKER, C DAVID	CA	40	REP	O	\$514,999
34	MILLS, JON L	FL	6	DEM	O	\$504,006
35	WIEDER, HARRIETT MARION	CA	42	REP	O	\$501,340
36	NIEDERMEIER, CHRISTINE MARIE	CT	4	DEM	O	\$492,816
37	MILNER, LARRY SHANNON	TX	13	REP	O	\$483,932
38	SMITH, PETER PLYMPTON	VT	0	REP	O	\$457,737
39	JASPERS, KEITH A	MO	7	DEM	O	\$457,571
40	MCCRERY, JAMES OTIS III	LA	4	REP	O	\$457,002
41	SWARTS, DAVID J	NY	31	DEM	O	\$453,704
42	DUNCAN, JOHN JAMES JR	TN	2	REP	O	\$448,530
43	YACOBOSZI, WILLIAM JR	CA	40	REP	O	\$446,356
44	POSHARD, GLENDAL W	IL	22	DEM	O	\$430,248
45	STEARNS, CLIFFORD B	FL	6	REP	O	\$421,198
46	BRITT, HARRY G	CA	5	DEM	O	\$419,446
47	MORGAN, MICHAEL G	CT	4	DEM	O	\$417,600
48	COLLINS, THOMAS EDWARD III	MS	4	REP	O	\$409,588
49	AREY, LINDA LUGENIA	VA	5	REP	O	\$405,046
50	TAYLOR, DUDLEY WAYNE	TN	2	DEM	O	\$396,303

8 9 0 8 0 2 0 4 5 5 7

1987-88  
TOP 50 HOUSE OPEN SEAT - CONTRIBUTIONS FROM INDIVIDUALS

1	SCHENKEN, JERRY	NE	2	REP	O	\$805,615
2	COX, CHRISTOPHER	CA	40	REP	O	\$787,449
3	GOSS, PORTER JOHNSTON	FL	13	REP	O	\$640,991
4	TANNER, JOHN S	TN	8	DEM	O	\$630,468
5	PELOSI, NANCY	CA	5	DEM	O	\$605,231
6	JOHNSTON, HARRY A II	FL	14	DEM	O	\$594,408
7	ROSENBERG, NATHAN OWEN	CA	40	REP	O	\$540,115
8	CLEMENT, ROBERT N (BOB)	TN	5	DEM	O	\$516,038
9	AZZOLINA, JOSEPH	NJ	3	REP	O	\$490,113
10	DOUGLAS, CHARLES G III	NH	2	REP	O	\$464,367
11	BAKER, C DAVID	CA	40	REP	O	\$456,603
12	COSTELLO, JERRY F	IL	21	DEM	O	\$452,900
13	PAXON, L WILLIAM	NY	31	REP	O	\$398,627
14	WALSH, JAMES T	NY	27	REP	O	\$396,341
15	SMITH, LARKIN I	MS	5	REP	O	\$391,554
16	WIEDER, HARRIETT MARION	CA	42	REP	O	\$386,949
17	BRITT, HARRY G	CA	5	DEM	O	\$368,493
18	TAMPOSI, BETTY	NH	2	REP	O	\$364,580
19	GILLMOR, PAUL E	OH	5	REP	O	\$332,747
20	SCHIFF, STEVEN H	NM	1	REP	O	\$320,980
21	CAMPBELL, FOSTER	LA	4	DEM	O	\$314,865
22	SANDERS, BERNARD	VT	0	IND	O	\$305,508
23	UNSOELD, JOLENE	WA	3	DEM	O	\$304,115
24	MILNER, LARRY SHANNON	TX	13	REP	O	\$301,317
25	POOLER, ROSEMARY S	NY	27	DEM	O	\$296,240
26	ADAMS, KENNETH MAHLON	FL	14	REP	O	\$287,884
27	MCCRERY, JAMES OTIS III	LA	4	REP	O	\$286,407
28	ROHRABACHER, DANA	CA	42	REP	O	\$279,194
29	SMITH, PETER PLYMPTON	VT	0	REP	O	\$278,049
30	DUNCAN, JOHN JAMES JR	TN	2	REP	O	\$273,103
31	UDALL, THOMAS STEWART	NM	1	DEM	O	\$264,238
32	NIEDERMEIER, CHRISTINE MARIE	CT	4	DEM	O	\$251,938
33	HORN, STEPHEN	CA	42	REP	O	\$245,771
34	COLLINS, THOMAS EDWARD III	MS	4	REP	O	\$244,044
35	HANCOCK, MELTON D "MEL"	MO	7	REP	O	\$243,662
36	HOLCOMB, JAMES TERRY	TN	5	REP	O	\$238,343
37	HOAGLAND, PETER	NE	2	DEM	O	\$232,482
38	PAYNE, DONALD M	NJ	10	DEM	O	\$228,154
39	LUJAN, EDWARD L	NM	1	REP	O	\$227,672
40	BAFALIS, SKIP	FL	13	REP	O	\$227,522
41	TAYLOR, DUDLEY WAYNE	TN	2	DEM	O	\$218,239
42	GUEST, JAMES A	VT	0	DEM	O	\$215,346
43	RICE, NORMAN B	WA	7	DEM	O	\$210,576
44	SHAYS, CHRISTOPHER	CT	4	REP	O	\$209,072
45	PALLONE, FRANK JR	NJ	3	DEM	O	\$204,840
46	PARKER, PAUL MICHAEL "MIKE"	MS	4	DEM	O	\$204,220
47	MILLS, JON L	FL	6	DEM	O	\$198,931
48	PAYNE, LEWIS F JR	VA	5	DEM	O	\$190,678
49	DONCHESS, JAMES W	NH	2	DEM	O	\$181,327
50	SWARTS, DAVID J	NY	31	DEM	O	\$180,772

89080204558

1987-88

TOP 50 HOUSE OPEN SEAT - CONTRIBUTIONS FROM PAC'S

1	PALLONE, FRANK JR.	NJ	3	DEM	O	\$407,443
2	HOAGLAND, PETER	NE	2	DEM	O	\$310,378
3	POOLER, ROSEMARY S	NY	27	DEM	O	\$303,710
4	JOHNSTON, HARRY A II	FL	14	DEM	O	\$296,471
5	TANNER, JOHN S	TN	8	DEM	O	\$279,182
6	GILLMOR, PAUL E	OH	5	REP	O	\$274,769
7	UNSOELD, JOLENE	WA	3	DEM	O	\$274,164
8	PAXON, L WILLIAM	NY	31	REP	O	\$250,188
9	PELOSI, NANCY	CA	5	DEM	O	\$246,502
10	MILLS, JON L	FL	6	DEM	O	\$246,482
11	POSHARD, GLENDAL W	IL	22	DEM	O	\$234,076
12	PARKER, PAUL MICHAEL "MIKE"	MS	4	DEM	O	\$230,013
13	CLEMENT, ROBERT N (BOB)	TN	5	DEM	O	\$229,247
14	MCDERMOTT, JAMES ADELBERT	WA	7	DEM	O	\$223,995
15	SWARTS, DAVID J	NY	31	DEM	O	\$215,287
16	DONCHESS, JAMES W	NH	2	DEM	O	\$212,948
17	SARPALIUS, WILLIAM CLARENCE	TX	13	DEM	O	\$208,200
18	UDALL, THOMAS STEWART	NM	1	DEM	O	\$201,672
19	COSTELLO, JERRY F	IL	21	DEM	O	\$201,382
20	COX, CHRISTOPHER	CA	40	REP	O	\$190,648
21	WALSH, JAMES T	NY	27	REP	O	\$190,377
22	NIEDERMEIER, CHRISTINE MARIE	CT	4	DEM	O	\$177,950
23	SCHIFF, STEVEN H	NM	1	REP	O	\$176,157
24	ROHRBACHER, DANA	CA	42	REP	O	\$174,074
25	PAYNE, DONALD M	NJ	10	DEM	O	\$173,330
26	SCHENKEN, JERRY	NE	2	REP	O	\$172,637
27	DUNCAN, JOHN JAMES JR	TN	2	REP	O	\$168,290
28	WIGHT, BILL	WA	3	REP	O	\$164,454
29	DOUGLAS, CHARLES G III	NH	2	REP	O	\$158,793
30	SMITH, PETER PLYMPTON	VT	0	REP	O	\$155,160
31	MCNULTY, MICHAEL R	NY	23	DEM	O	\$143,750
32	MILNER, LARRY SHANNON	TX	13	REP	O	\$138,493
33	GOSS, PORTER JOHNSTON	FL	13	REP	O	\$137,301
34	CAMPBELL, FOSTER	LA	4	DEM	O	\$134,100
35	SMITH, LARKIN I	MS	5	REP	O	\$126,941
36	AZZOLINA, JOSEPH	NJ	3	REP	O	\$124,882
37	AREY, LINDA LUGENIA	VA	5	REP	O	\$121,870
38	POIRIER, PAUL N	VT	0	DEM	O	\$114,163
39	ENGEL, ELIOT LANCE	NY	19	DEM	O	\$113,600
40	TAYLOR, DUDLEY WAYNE	TN	2	DEM	O	\$113,500
41	MCCRERY, JAMES OTIS III	LA	4	REP	O	\$106,981
42	BACON, MAX EDMOND	MO	7	DEM	O	\$94,650
43	PAYNE, LEWIS F JR	VA	5	DEM	O	\$87,849
44	HANCOCK, MELTON D "MEL"	MO	7	REP	O	\$85,592
45	PIGOTT, JOE BRADLEY	MS	4	DEM	O	\$85,300
46	NEAL, RICHARD E	MA	2	DEM	O	\$85,070
47	WIEDER, HARRIETT MARION	CA	42	REP	O	\$84,879
48	WILKEN, DOROTHY H	FL	14	DEM	O	\$80,575
49	TAYLOR, GARY EUGENE (GENE)	MS	5	DEM	O	\$72,100
50	ADAMS, KENNETH MAHLON	FL	14	REP	O	\$71,690

8 9 0 8 0 2 0 4 5 5 9



1987-88  
TOP 50 HOUSE OPEN SEAT - DISBURSEMENTS

1	ESKIND, JANE G	TN	5	DEM	0	\$2,558,003
2	BREDESEN, PHILIP NORMAN	TN	5	DEM	0	\$1,883,727
3	PELOSI, NANCY	CA	5	DEM	0	\$1,182,491
4	SCHENKEN, JERRY	NE	2	REP	0	\$1,158,294
5	COX, CHRISTOPHER	CA	40	REP	0	\$1,108,368
6	AZZOLINA, JOSEPH	NJ	3	REP	0	\$981,865
7	JOHNSTON, HARRY A II	FL	14	DEM	0	\$971,883
8	CLEMENT, ROBERT N (BOB)	TN	5	DEM	0	\$938,492
9	TANNER, JOHN S	TN	8	DEM	0	\$863,425
10	HOAGLAND, PETER	NE	2	DEM	0	\$858,762
11	MURRAY, THOMAS JAMES	OH	5	DEM	0	\$850,819
12	PARKER, PAUL MICHAEL "MIKE"	MS	4	DEM	0	\$843,142
13	GOSS, PORTER JOHNSTON	FL	13	REP	0	\$836,224
14	ADAMS, KENNETH MAHLON	FL	14	REP	0	\$780,277
15	GILLMOR, PAUL E	OH	5	REP	0	\$769,548
16	DOUGLAS, CHARLES G III	NH	2	REP	0	\$730,803
17	COSTELLO, JERRY F	IL	21	DEM	0	\$711,821
18	PAXON, L WILLIAM	NY	31	REP	0	\$688,382
19	UNSOELD, JOLENE	WA	3	DEM	0	\$684,206
20	PALLONE, FRANK JR	NJ	3	DEM	0	\$678,647
21	POOLER, ROSEMARY S	NY	27	DEM	0	\$647,959
22	TAMPOSI, BETTY	NH	2	REP	0	\$629,607
23	CAMPBELL, FOSTER	LA	4	DEM	0	\$622,105
24	ROSENBERG, NATHAN OWEN	CA	40	REP	0	\$601,900
25	WALSH, JAMES T	NY	27	REP	0	\$594,965
26	UDALL, THOMAS STEWART	NM	1	DEM	0	\$576,677
27	SMITH, LARKIN I	MS	5	REP	0	\$569,830
28	PAYNE, LEWIS F JR	VA	5	DEM	0	\$563,422
29	SCHIFF, STEVEN H	NM	1	REP	0	\$559,134
30	DONCHESS, JAMES W	NH	2	DEM	0	\$519,336
31	BAKER, C DAVID	CA	40	REP	0	\$509,279
32	MILLS, JON L	FL	6	DEM	0	\$503,654
33	ROHRABACHER, DANA	CA	42	REP	0	\$494,487
34	NIEDERMEIER, CHRISTINE MARIE	CT	4	DEM	0	\$492,815
35	WIEDER, HARRIETT MARION	CA	42	REP	0	\$479,406
36	MILNER, LARRY SHANNON	TX	13	REP	0	\$476,220
37	JASPERS, KEITH A	MO	7	DEM	0	\$457,571
38	MCCRERY, JAMES OTIS III	LA	4	REP	0	\$455,345
39	SWARTS, DAVID J	NY	31	DEM	0	\$453,462
40	SMITH, PETER PLYMPTON	VT	0	REP	0	\$450,162
41	YACOBOZZI, WILLIAM JR	CA	40	REP	0	\$446,316
42	DUNCAN, JOHN JAMES JR	TN	2	REP	0	\$435,567
43	BRITT, HARRY G	CA	5	DEM	0	\$419,237
44	MORGAN, MICHAEL G	CT	4	DEM	0	\$417,600
45	PAYNE, DONALD M	NJ	10	DEM	0	\$413,338
46	STEARNS, CLIFFORD B	FL	6	REP	0	\$408,292
47	COLLINS, THOMAS EDWARD III	MS	4	REP	0	\$408,114
48	AREY, LINDA LUGENIA	VA	5	REP	0	\$404,468
49	POSHARD, GLENDAL W	IL	22	DEM	0	\$392,791
50	SARPALIUS, WILLIAM CLARENCE	TX	13	DEM	0	\$384,738

8 9 0 8 0 2 0 4 5 6 0

1987-88

TOP 50 HOUSE OPEN SEAT - CASH ON HAND

1	PAYNE, DONALD M	NJ	10	DEM	O	\$132,152
2	COSTELLO, JERRY F	IL	21	DEM	O	\$109,169
3	NEAL, RICHARD E	MA	2	DEM	O	\$84,169
4	TANNER, JOHN S	TN	8	DEM	O	\$68,113
5	RICE, NORMAN B	WA	7	DEM	O	\$61,446
6	GOSS, PORTER JOHNSTON	FL	13	REP	O	\$42,215
7	POSHARD, GLENDAL W	IL	22	DEM	O	\$37,457
8	HANCOCK, MELTON D "MEL"	MO	7	REP	O	\$35,308
9	ROHRBACHER, DANA	CA	42	REP	O	\$27,177
10	WIEDER, HARRIETT MARION	CA	42	REP	O	\$21,935
11	GAFFNER, ROBERT H	IL	21	REP	C	\$19,117
12	MCDERMOTT, JAMES ADELBERT	WA	7	DEM	O	\$18,727
13	SMITH, LARKIN I	MS	5	REP	O	\$18,723
14	TAMPOSI, BETTY	NH	2	REP	O	\$16,438
15	WALSH, JAMES T	NY	27	REP	O	\$15,970
16	BREDESEN, PHILIP NORMAN	TN	5	DEM	O	\$15,232
17	HOLCOMB, JAMES TERRY	TN	5	REP	O	\$13,692
18	TAYLOR, DUDLEY WAYNE	TN	2	DEM	O	\$13,098
19	DONCHESS, JAMES W	NH	2	DEM	O	\$13,053
20	AZZOLINA, JOSEPH	NJ	3	REP	O	\$12,987
21	GILLMOR, PAUL E	OH	5	REP	O	\$12,984
22	DUNCAN, JOHN JAMES JR	TN	2	REP	O	\$12,961
23	STEARNS, CLIFFORD B	FL	6	REP	O	\$12,885
24	SMITH, DENNIS W	MO	7	REP	O	\$12,123
25	MCNULTY, MICHAEL R	NY	23	DEM	O	\$8,866
26	UNSOELD, JOLENE	WA	3	DEM	O	\$8,530
27	MILNER, LARRY SHANNON	TX	13	REP	O	\$7,715
28	SMITH, PETER PLYMPTON	VT	0	REP	O	\$7,574
29	SWAN, PEER A	CA	40	REP	O	\$7,400
30	ROOSA, CHRISTOPHER ALLEN	MS	5	REP	O	\$7,041
31	CONWAY, JACK T	FL	13	DEM	O	\$6,417
32	TAYLOR, GARY EUGENE (GENE)	MS	5	DEM	O	\$6,409
33	COX, CHRISTOPHER	CA	40	REP	O	\$5,940
34	BAKER, C DAVID	CA	40	REP	O	\$5,719
35	RECHTEN, BRIAN J	NJ	3	REP	O	\$4,995
36	GUEST, JAMES A	VT	0	DEM	O	\$4,666
37	SCHENKEN, JERRY	NE	2	REP	O	\$4,623
38	BAIN, TROY EVANS	LA	4	DEM	O	\$4,489
39	DOUGLAS, CHARLES G III	NH	2	REP	O	\$4,382
40	BACON, MAX EDMOND	MO	7	DEM	O	\$4,376
41	SCHIFF, STEVEN H	NM	1	REP	O	\$4,292
42	LATTA, ROBERT E	OH	5	REP	O	\$4,221
43	UDALL, THOMAS STEWART	NM	1	DEM	O	\$4,142
44	MCVEAY, JIM	MS	5	DEM	O	\$3,866
45	BRANDON, JIM	TX	13	REP	O	\$3,562
46	CLEMENT, ROBERT N (BOB)	TN	5	DEM	O	\$3,446
47	PAPPAS, BRIAN J	FL	13	REP	O	\$3,173
48	PAYNE, LEWIS F JR	VA	5	DEM	O	\$3,049
49	HUFF, CECIL W	MO	7	REP	O	\$2,950
50	JOHNSTON, HARRY A II	FL	14	DEM	O	\$2,860

8 9 0 8 0 2 0 4 5 6 1

1987-88  
TOP 50 HOUSE OPEN SEAT - DEBTS OWED

1	AZZOLINA, JOSEPH	NJ	3	REP	O	\$358,786
2	COX, CHRISTOPHER	CA	40	REP	O	\$307,407
3	PARKER, PAUL MICHAEL "MIKE"	MS	4	DEM	O	\$298,012
4	PELOSI, NANCY	CA	5	DEM	O	\$285,000
5	HOAGLAND, PETER	NE	2	DEM	O	\$276,929
6	PAYNE, LEWIS F JR	VA	5	DEM	O	\$275,000
7	TAMPOSI, BETTY	NH	2	REP	O	\$233,000
8	BAKER, C DAVID	CA	40	REP	O	\$183,946
9	BAIN, TROY EVANS	LA	4	DEM	O	\$175,400
10	SCHENKEN, JERRY	NE	2	REP	O	\$172,653
11	KENNEDY, BRIAN T	NJ	3	REP	O	\$155,000
12	STEARNS, CLIFFORD B	FL	6	REP	O	\$145,024
13	BAKAL, PETER M	NY	23	REP	O	\$138,040
14	MARCHISELLI, VINCENT A	NY	19	DEM	O	\$117,830
15	ENGEL, ELIOT LANCE	NY	19	DEM	O	\$112,778
16	JACOBS, RICHARD L	TN	8	REP	O	\$100,066
17	CLEMENT, ROBERT N (BOB)	TN	5	DEM	O	\$100,000
18	PATTERSON, STEVEN ALAN	MS	4	DEM	O	\$96,894
19	BAFALIS, SKIP	FL	13	REP	O	\$91,334
20	SARPALIUS, WILLIAM CLARENCE	TX	13	DEM	O	\$77,455
21	GILLMOR, PAUL E	OH	5	REP	O	\$77,033
22	ROHRBACHER, DANA	CA	42	REP	O	\$75,464
23	GOSS, PORTER JOHNSTON	FL	13	REP	O	\$73,308
24	BRANDON, JIM	TX	13	REP	O	\$68,000
25	RICE, NORMAN B	WA	7	DEM	O	\$61,446
26	MILLS, JON L	FL	6	DEM	O	\$60,000
27	DONCHESS, JAMES W	NH	2	DEM	O	\$60,000
28	PALLONE, FRANK JR	NJ	3	DEM	O	\$56,419
29	HOLCOMB, JAMES TERRY	TN	5	REP	O	\$54,278
30	TAYLOR, DUDLEY WAYNE	TN	2	DEM	O	\$52,421
31	MCCRERY, JAMES OTIS III	LA	4	REP	O	\$52,377
32	TINER, STANLEY R	LA	4	DEM	O	\$50,000
33	ABBOUD, CHRIS	NE	2	REP	O	\$49,853
34	RICH, FRANK D JR	CT	4	REP	O	\$49,000
35	JONES, J MARSHALL JR	LA	4	DEM	O	\$45,000
36	LITTLEFAIR, ANDREW JOHN	CA	42	REP	O	\$42,873
37	DAVIS, PHILLIP RAMSAY	MS	4	REP	O	\$41,600
38	PIGOTT, JOE BRADLEY	MS	4	DEM	O	\$40,954
39	SCHIFF, STEVEN H	NM	1	REP	O	\$40,615
40	WIEDER, HARRIETT MARION	CA	42	REP	O	\$40,000
41	UDALL, THOMAS STEWART	NM	1	DEM	O	\$39,255
42	CAMPBELL, FOSTER	LA	4	DEM	O	\$37,887
43	SILVER, CAROL RUTH	CA	5	DEM	O	\$37,750
44	MADRID, PATRICIA A	NM	1	DEM	O	\$37,080
45	UNSOELD, JOLENE	WA	3	DEM	O	\$36,709
46	JOHNSTON, HARRY A II	FL	14	DEM	O	\$36,314
47	MOAK, ROBERT WARREN	MS	4	DEM	O	\$35,295
48	SANDERS, BERNARD	VT	0	IND	O	\$35,180
49	ADAMS, KENNETH MAHLON	FL	14	REP	O	\$35,000
50	BACON, MAX EDMOND	MO	7	DEM	O	\$32,369

2 9 0 8 0 2 0 4 5 6 2

8 9 0 8 0 2 0 4 5 6 3

Candidate	Receipts	Individual Contributions	Non Party Contributions	Candidate Support	Trans from Other Auth.	Disburse	Ending Cash on Hand	Closing Debits	Party Expend
<b>ARIZONA</b>									
Dennis DeConcini 8 2 1983-84 1985-86 1987-88	\$18,260 \$535,488 \$2,818,427	\$0 \$362,605 \$1,603,419	\$6,507 \$150,564 \$989,181	\$0 \$0 \$0	\$0 \$0 \$0	\$125,584 \$203,291 \$2,640,650	\$107,324 \$22,679 \$392,196 \$509,972	\$14,312 \$0 \$3,089 \$23,951	\$51,900
Kelth Degreen 1987-88	\$240,971	\$136,574	\$19,154	\$54,000	\$0	\$238,369	\$2,601	\$77,556	\$227,450
<b>CALIFORNIA</b>									
Pete Wilson 8 2 1983-84 1985-86 1987-88	\$885,703 \$2,331,921 \$11,384,736	\$667,166 \$1,783,405 \$9,187,165	\$191,425 \$380,732 \$1,831,805	\$0 \$0 \$0	\$0 \$0 \$0	\$714,421 \$972,652 \$12,969,294	\$108,080 \$279,360 \$1,638,627 \$54,088	\$158,968 \$17,556 \$9,378 \$289,022	\$1,877,372
Leo McCarthy 1987-88	\$6,989,914	\$5,483,703	\$747,096	\$0	\$33,900	\$6,987,862	\$1,950	\$427,513	\$1,873,357
<b>CONNECTICUT</b>									
Lowell Welcker 8 2 1983-84 1985-86 1987-88	\$77,425 \$186,652 \$2,517,461	\$15,604 \$120,530 \$1,456,739	\$36,072 \$59,005 \$935,823	\$11,000 \$0 \$0	\$0 \$0 \$0	\$79,699 \$41,693 \$2,559,902	\$2,273 \$0 \$144,957 \$52,517	\$44,895 \$0 \$0 \$0	\$226,250
Joseph Lieberman 1987-88	\$2,650,603	\$2,309,193	\$205,798	\$50,000	\$0	\$2,570,779	\$79,824	\$100,637	\$223,100
<b>DELAWARE</b>									
William Roth 8 2 1983-84 1985-86 1987-88	\$12,852 \$116,595 \$1,887,995	\$1,253 \$21,735 \$1,037,362	\$1,600 \$79,250 \$773,046	\$0 \$0 \$0	\$0 \$0 \$9,090	\$14,144 \$20,167 \$1,942,119	\$48,019 \$46,727 \$143,154 \$89,031	\$0 \$0 \$0 \$0	\$86,085
S B Woo 1987-88	\$2,259,092	\$1,895,106	\$90,650	\$210,000	\$0	\$2,235,318	\$23,752	\$173,515	\$86,085
<b>FLORIDA</b>									
Connie Mack 1987-88	\$5,224,061	\$3,834,016	\$1,043,669	\$0	\$285,416	\$5,181,639	\$42,420	\$388,611	\$859,633
Buddy MacKay 1987-88	\$3,618,829	\$2,128,432	\$854,388	\$253,000	\$0	\$3,714,852	\$5,912	\$103,193	\$855,346

8 9 0 8 0 2 0 4 5 6 4

Candidate	Receipts	Individual Contributions	Non Party Contributions	Candidate Support	Trans from Other Auth.	Disbursements	Ending Cash on Hand	Closing Debts	Party Expend
<b>HAWAII</b>									
Spark Matsunaga 8 2 1983-84 1985-86 1987-88	77% Dem Inc	\$75,532 \$181,774 \$834,722	\$14,041 \$45,595 \$359,666	\$8,358 \$103,550 \$429,149	\$0 \$0 \$0	\$142,411 \$153,719 \$494,580	\$338,524 \$271,645 \$299,700 \$639,844	\$0 \$0 \$0 \$0	\$0
Marla Hustace 1987-88	21% Rep Chl	\$41,981	\$4,358	\$2,000	\$30,000	\$33,325	\$8,658	\$30,000	\$0
<b>INDIANA</b>									
Richard Lugar 8 2 1983-84 1985-86 1987-88	68% Rep Inc	\$261,880 \$316,510 \$3,029,708	\$204,921 \$252,970 \$2,110,438	\$30,800 \$30,210 \$784,528	\$0 \$0 \$0	\$84,700 \$137,304 \$3,022,597	\$53,814 \$230,995 \$410,200 \$417,309	\$0 \$0 \$0 \$0	\$168,000
John Wickes 1987-88	32% Dem Chl	\$334,817	\$154,532	\$121,898	\$13,173	\$307,436	\$24,231	\$0	\$4,948
<b>MAINE</b>									
George Mitchell 8 2 1983-84 1985-86 1987-88	81% Dem Inc	\$92,061 \$40,966 \$1,810,602	\$21,310 \$6,265 \$970,159	\$66,922 \$13,500 \$735,141	\$0 \$0 \$0	\$96,197 \$35,072 \$1,340,157	\$8,523 \$4,387 \$10,282 \$480,728	\$51,820 \$27 \$19,361 \$638	\$100
Jasper Wyman 1987-88	19% Rep Chl	\$149,935	\$127,206	\$3,300	\$0	\$147,760	\$2,175	\$5,872	\$92,124
<b>MARYLAND</b>									
Paul Sarbanes 8 2 1983-84 1985-86 1987-88	62% Dem Inc	\$88,207 \$26,204 \$1,477,516	\$64,546 \$23,405 \$796,276	\$9,547 \$3,451 \$600,858	\$0 \$0 \$0	\$91,655 \$26,536 \$1,466,477	\$8,637 \$689 \$356 \$11,394	\$27,668 \$5,810 \$0 \$24,279	\$1,500
Alan Keyes 1987-88	38% Rep Chl	\$684,527	\$589,139	\$63,517	\$0	\$662,795	\$23,044	\$0	\$314,060

8 9 0 8 0 2 0 4 5 6 5

Candidate	Receipts	Individual Contributions	Non Party Contributions	Candidate Support	Trans from Other Auth.	Disbursements	Ending Cash on Hand	Closing Debts	Party Expend
<b>MASSACHUSETTS</b>									
Edward Kennedy 8 2 1983-84 1985-86 1987-88	\$51,046 \$234,307 \$3,304,580	\$15,974 \$211,000 \$2,865,868	\$15,250 \$21,525 \$325,991	\$0 \$0 \$0	\$0 \$0 \$0	\$184,472 \$105,201 \$2,702,865	\$139,041 \$5,615 \$133,637 \$708,350	\$700 \$0 \$0 \$0	\$1,300
Joseph Malone 1987-88	\$617,806	\$577,469	\$4,800	\$3,000	\$0	\$587,323	\$30,479	\$5,423	\$416,561
<b>MICHIGAN</b>									
Donald Riegler 8 2 1983-84 1985-86 1987-88	\$208,378 \$688,684 \$3,289,327	\$60,903 \$334,179 \$1,695,507	\$5,889 \$256,014 \$1,274,738	\$0 \$0 \$0	\$0 \$0 \$0	\$98,097 \$112,934 \$3,383,849	\$263,075 \$374,431 \$950,181 \$855,659	\$0 \$0 \$0 \$0	\$1,925
Jim Dunn 1987-88	\$470,976	\$137,437	\$6,638	\$300,808	\$0	\$442,693	\$28,287	\$266,789	\$199,746
<b>MINNESOTA</b>									
David Durenberger 8 2 1983-84 1985-86 1987-88	\$788,980 \$1,048,612 \$4,969,448	\$656,178 \$790,523 \$3,262,541	\$67,394 \$225,870 \$1,514,798	\$0 \$0 \$0	\$0 \$0 \$45,486	\$720,997 \$737,629 \$5,406,210	\$84,374 \$157,929 \$469,812 \$32,051	\$99,327 \$0 \$11,520 \$113,553	\$251,654
Hubert Humphrey 1987-88	\$2,483,491	\$1,816,711	\$514,149	\$50,000	\$11,000	\$2,477,068	\$6,423	\$210,821	\$285,785
<b>MISSISSIPPI</b>									
Trent Lott 1987-88	\$3,602,481	\$1,991,671	\$1,003,436	\$0	\$429,759	\$3,405,242	\$197,239	\$0	\$166,900
Wayne Dowdy 1987-88	\$2,195,960	\$1,145,419	\$904,557	\$50,300	\$0	\$2,355,957	\$13,733	\$60,826	\$167,102
<b>MISSOURI</b>									
John Danforth 8 2 1983-84 1985-86 1987-88	\$127,483 \$604,785 \$4,077,855	\$24,517 \$439,697 \$2,651,190	\$99,350 \$159,834 \$1,175,156	\$0 \$0 \$0	\$0 \$0 \$56,796	\$23,583 \$43,863 \$3,992,995	\$9,069 \$13,018 \$560,922 \$645,784	\$91,194 \$99,350 \$0 \$0	\$278,076
Jay Nixon 1987-88	\$884,513	\$505,671	\$239,744	\$21,500	\$0	\$880,160	\$4,052	\$44,378	\$81,886

8 9 0 8 0 2 0 4 5 6 6

Candidate	Receipts	Individual Contributions	Non Party Contributions	Candidate Support	Trans from Other Auth.	Disbursements	Ending Cash on Hand	Closing Debts	Party Expend
<b>MONTANA</b>									
John Melcher 8 2 1983-84 1985-86 1987-88 Conrad Burns 1987-88	48% Dem Inc \$91,868 \$144,409 \$1,237,661 \$1,099,488	\$17,793 \$31,140 \$375,484 \$540,479	\$50,151 \$105,575 \$807,544 \$367,494	\$0 \$0 \$0 \$0	\$0 \$0 \$0 \$196,728	\$90,460 \$40,204 \$1,338,622 \$1,076,010	\$3,059 \$7,046 \$111,250 \$10,289 \$23,477	\$45,885 \$5,430 \$0 \$46,755 \$38,921	\$82,630 \$91,315
<b>NEBRASKA</b>									
David Karnes 1987-88 Bob Kerrey 1987-88	41% Rep Inc \$3,423,237 \$3,485,728	\$2,279,583 \$2,511,001	\$895,504 \$814,163	\$103,231 \$102,500	\$94,064 \$39,000	\$3,411,361 \$3,461,148	\$11,876 \$24,580	\$180,285 \$116,193	\$112,971 \$103,174
<b>NEVADA</b>									
Chlc Hecht 8 2 1983-84 1985-86 1987-88 Richard Bryan 1987-88	47% Rep Inc \$479,537 \$163,236 \$2,907,927 \$2,988,750	\$230,630 \$84,973 \$1,775,338 \$2,018,410	\$220,836 \$62,284 \$1,017,047 \$787,387	\$0 \$0 \$0 \$100,135	\$0 \$0 \$64,202 \$0	\$480,944 \$51,536 \$3,007,864 \$2,957,789	\$44,648 \$43,240 \$154,940 \$27,027 \$30,863	\$373,273 \$0 \$0 \$0 \$50,135	\$88,249
<b>NEW JERSEY</b>									
Frank Lautenberg 8 2 1983-84 1985-86 1987-88 Peter Dawkins 1987-88	52% Dem Inc \$438,507 \$544,270 \$7,087,476 \$7,766,535	\$221,666 \$455,831 \$5,060,472 \$6,074,119	\$170,481 \$71,000 \$1,404,242 \$841,826	\$0 \$0 \$330,000 \$736,290	\$0 \$0 \$31,000 \$0	\$474,908 \$316,875 \$7,298,663 \$7,616,249	\$60,343 \$23,941 \$251,334 \$40,146 \$150,286	\$3,684,671 \$3,476,573 \$3,457,664 \$3,759,000 \$825,770	\$534,849 \$538,133
<b>NEW MEXICO</b>									
Jeff Bingaman 8 2 1983-84 1985-86 1987-88 William Valentine 1987-88	63% Dem Inc \$881,201 \$461,492 \$2,820,480 \$661,825	\$281,398 \$342,419 \$1,635,859 \$265,559	\$186,616 \$116,188 \$1,087,814 \$102,607	\$356,069 \$0 \$0 \$237,135	\$0 \$0 \$0 \$41,072	\$689,644 \$312,271 \$2,808,659 \$659,624	\$20,719 \$2,276 \$151,495 \$163,315 \$2,201	\$754,668 \$376,772 \$272,623 \$3,681 \$247,008	\$46,952 \$96,949

8 9 0 8 0 2 0 4 5 6 7

Candidate	Receipts	Individual Contributions	Non Party Contributions	Candidate Support	Trans from Other Auth.	Disbursements	Ending Cash on Hand	Closing Debits	Party Expend
<b>NEW YORK</b>									
Daniel Moynihan 8 2 1983-84 1985-86 1987-88	\$148,101 \$1,312,574 \$4,350,271	\$105,023 \$980,962 \$3,270,664	\$23,660 \$312,279 \$906,891	\$0 \$0 \$0	\$0 \$0 \$0	\$199,387 \$459,319 \$4,809,810	\$116,647 \$66,360 \$919,615 \$460,075	\$0 \$0 \$0 \$0	\$51,456
Robert McMillan 1987-88	\$536,779	\$360,538	\$31,028	\$124,683	\$0	\$528,988	\$7,710	\$90,300	\$224,920
<b>NORTH DAKOTA</b>									
Quentin Burdick 8 2 1983-84 1985-86 1987-88	\$93,980 \$212,431 \$1,755,318	\$1,231 \$51,440 \$617,777	\$3,700 \$124,050 \$1,058,107	\$0 \$0 \$0	\$0 \$0 \$0	\$78,601 \$60,422 \$2,026,617	\$129,142 \$144,520 \$296,528 \$25,228	\$0 \$0 \$0 \$0	\$86,400
Earl Strindén 1987-88	\$908,607	\$532,949	\$256,036	\$0	\$64,628	\$906,807	\$1,798	\$0	\$91,598
<b>OHIO</b>									
Howard Meizenbaum 8 2 1983-84 1985-86 1987-88	\$215,732 \$557,279 \$7,312,533	\$18,280 \$289,887 \$5,839,753	\$999 \$108,750 \$1,025,884	\$0 \$0 \$0	\$0 \$0 \$0	\$220,267 \$66,439 \$8,547,545	\$970,455 \$965,920 \$1,456,761 \$221,751	\$1,784 \$0 \$0 \$9,798	\$727,709
George Volnovich 1985-86 1987-88	\$554,117 \$7,826,191	\$489,732 \$6,335,980	\$51,100 \$1,279,965	\$0 \$0	\$0 \$6,266	\$136,735 \$8,231,341	\$417,382 \$11,088	\$0 \$0	\$732,646
<b>PENNSYLVANIA</b>									
John Heinz 8 2 1983-84 1985-86 1987-88	\$359,108 \$504,450 \$5,279,540	\$263,575 \$282,124 \$3,605,924	\$9,800 \$34,145 \$1,366,075	\$0 \$0 \$0	\$0 \$0 \$129,699	\$342,494 \$254,099 \$5,151,512	\$524,957 \$546,166 \$791,317 \$924,534	\$0 \$0 \$0 \$0	\$295,000
Joseph Vignola 1987-88	\$531,788	\$465,968	\$21,797	\$32,001	\$991	\$526,836	\$4,954	\$64,045	\$1,400



8 9 0 8 0 2 0 4 5 6 8

Candidate	Receipts	Individual Contributions	Non Party Contributions	Candidate Support	Trans from Other Auth.	Disbursements	Ending Cash on Hand	Closing Debits	Party Expend
<b>RHODE ISLAND</b>									
John Chafee 8 2									
1983-84	\$152,832	\$116,848	\$10,926	\$0	\$0	\$71,977	\$53,686	\$0	\$0
1985-86	\$407,957	\$229,107	\$128,950	\$0	\$0	\$105,367	\$134,541	\$0	\$0
1987-88	\$2,455,215	\$1,267,565	\$1,042,170	\$0	\$10,137	\$2,841,985	\$50,360	\$0	\$90,983
Richard Licht 1987-88	\$2,922,990	\$1,914,123	\$672,747	\$259,620	\$0	\$2,881,141	\$41,848	\$167,765	\$110,476
<b>TENNESSEE</b>									
Jim Sasser 8 2									
1983-84	\$166,545	\$20,751	\$91,384	\$40,000	\$0	\$228,621	\$65,161	\$107,251	\$0
1985-86	\$319,765	\$144,035	\$154,599	\$16,000	\$0	\$143,230	\$3,085	\$17,362	\$0
1987-88	\$3,218,986	\$1,710,031	\$1,387,554	\$0	\$0	\$3,069,615	\$328,990	\$4,342	\$0
William Andersen 1987-88	\$613,704	\$445,845	\$21,672	\$114,950	\$2,574	\$612,421	\$1,283	\$34,411	\$332,032
<b>TEXAS</b>									
Lloyd Bentsen 8 2									
1983-84	\$432,871	\$279,645	\$161,679	\$0	\$0	\$387,760	\$12,801	\$75,400	\$0
1985-86	\$828,695	\$613,428	\$139,491	\$0	\$0	\$250,520	\$636,085	\$0	\$0
1987-88	\$8,280,013	\$5,406,218	\$2,303,804	\$0	\$0	\$8,829,361	\$86,737	\$118,652	\$496,115
Beau Boulter 1987-88	\$1,395,357	\$1,256,384	\$117,993	\$0	\$0	\$1,353,345	\$51,536	\$101,482	\$1,087,827
<b>UTAH</b>									
Orrin Hatch 8 2									
1983-84	\$379,893	\$187,842	\$52,561	\$0	\$0	\$333,433	\$95,204	\$1,343	\$0
1985-86	\$349,225	\$229,985	\$98,590	\$0	\$0	\$182,181	\$142,582	\$0	\$0
1987-88	\$3,824,955	\$2,522,983	\$1,153,218	\$0	\$1,757	\$3,691,381	\$443,171	\$176,188	\$0
Brian Moss 1987-88	\$154,409	\$77,700	\$81,493	\$1,200	\$0	\$153,475	\$932	\$16,633	\$1,300
<b>VERMONT</b>									
James Jeffords 1987-88	\$976,451	\$223,170	\$684,382	\$0	\$23,250	\$876,877	\$312,249	\$0	\$92,000
William Gray 1987-88	\$551,423	\$342,839	\$97,250	\$77,738	\$0	\$549,908	\$1,512	\$47,500	\$26,300

8 9 0 8 0 2 0 4 5 6 9

Candidate	Receipts	Individual Contributions	Non Party Contributions	Candidate Support	Trans from Other Auth.	Disbursements	Ending Cash on Hand	Closing Debit	Party Expend	
<b>VIRGINIA</b>										
Charles Robb 1987-88 71% Dem Opn	\$3,198,630	\$2,201,806	\$919,757	\$0	\$0	\$2,881,666	\$316,962	\$0	\$160,875	
Maurice Dawkins 1987-88 28% Rep Opn	\$283,095	\$201,169	\$20,830	\$15,014	\$0	\$282,229	\$864	\$30,313	\$348,626	
<b>WASHINGTON</b>										
Michael Lowry 1987-88 48% Dem Opn	\$2,202,177	\$1,330,130	\$617,192	\$79,698	\$149,587	\$2,191,187	\$10,989	\$4,971	\$305,092	
Slade Gorton 1987-88 51% Rep Opn	\$2,736,101	\$1,631,373	\$945,827	\$90,000	\$324	\$2,851,591	\$45,958	\$114,209	\$313,232	
<b>WEST VIRGINIA</b>										
Robert Byrd 8 2 64% Dem Inc	\$41,464	\$610	\$7,600	\$0	\$0	\$94,621	\$226,143	\$0	\$0	
1983-84	\$90,661	\$6,770	\$75,250	\$0	\$0	\$88,416	\$172,986	\$0	\$0	
1985-86	\$1,407,167	\$351,092	\$919,764	\$0	\$0	\$1,099,709	\$482,690	\$0	\$100	
1987-88	\$115,314	\$85,903	\$2,181	\$7,800	\$0	\$115,284	\$28	\$300	\$129,221	
Jay Wolfe 1987-88 35% Rep Chl	\$7,576,540	\$642,927	\$1,500	\$6,920,071	\$0	\$7,491,600	\$84,938	\$881,095	\$0	
<b>WISCONSIN</b>										
Herbert Kohl 1987-88 52% Dem Opn	\$2,891,069	\$1,691,594	\$962,060	\$150,000	\$1,018	\$2,853,842	\$36,591	\$62,885	\$325,610	
Susan Engelleter 1987-88 47% Rep Opn	\$28,174	\$2,197	\$2,700	\$0	\$0	\$36,990	\$19,080	\$2,000	\$0	
1983-84	\$78,713	\$31,919	\$48,228	\$0	\$0	\$70,495	\$10,264	\$0	\$0	
1985-86	\$1,492,863	\$473,729	\$933,287	\$0	\$106,395	\$1,345,000	\$166,344	\$0	\$91,917	
1987-88	\$491,599	\$181,945	\$256,446	\$15,000	\$0	\$490,230	\$1,368	\$131,618	\$108,446	
John Vinich 1987-88 49% Dem Chl	<b>WYOMING</b>									
Malcolm Wallop 8 2 50% Rep Inc										
1983-84										
1985-86										
1987-88										