



---

# FEC Reports On Financial Activity 1977—1978

Final Report  
Party and Non-Party Political Committees

VOL. I - SUMMARY TABLES

---

FEDERAL ELECTION COMMISSION  
999 E Street, N.W.  
Washington, D.C. 20463

APRIL 1980

**FEC REPORTS ON FINANCIAL ACTIVITY**

**1977 – 1978**

**FINAL REPORT**

**PARTY AND NON-PARTY POLITICAL COMMITTEES**

**VOL. I – SUMMARY TABLES**

**FEDERAL ELECTION COMMISSION**

**1325 K Street, N.W.  
Washington, D.C. 20463**

**APRIL 1980**

**FEDERAL ELECTION COMMISSION**

**Commissioners**

Robert O. Tiernan, Chairman  
Max L. Friedersdorf, Vice Chairman  
Joan D. Aikens  
Thomas E. Harris  
John W. McGarry  
Frank P. Reiche

Edmund L. Henshaw, Ex Officio  
Clerk of the U.S. House of Representatives  
J. S. Kimmitt, Ex Officio  
Secretary of the U.S. Senate

Orlando B. Potter, Staff Director  
Charles N. Steele, General Counsel

TABLE OF CONTENTS, cont.

	PAGE
G. GROSS RECEIPTS OF DEMOCRATIC AND REPUBLICAN POLITICAL COMMITTEES (NATIONAL AND PRESIDENTIAL CONVENTION/STATE/LOCAL TOTALS) BY RECEIPT AMOUNT	118
H. CONTRIBUTIONS TO CANDIDATES FROM SEVEN GROSS RECEIPT CLASSES OF DEMOCRATIC AND REPUBLICAN POLITICAL COMMITTEES (NATIONAL/STATE/LOCAL TOTALS) BY CONTRIBUTION AMOUNT	119
I. LATEST CASH-ON-HAND OF DEMOCRATIC AND REPUBLICAN POLITICAL COMMITTEES (NATIONAL AND PRESIDENTIAL CONVENTION/STATE/LOCAL TOTALS) BY CASH-ON-HAND AMOUNT	121
J. CONTRIBUTIONS TO CANDIDATES FROM SEVEN LATEST CASH-ON-HAND CLASSES OF DEMOCRATIC AND REPUBLICAN POLITICAL COMMITTEES (NATIONAL/STATE/LOCAL TOTALS) BY CONTRIBUTION AMOUNT	122
K. EXPENDITURES ON BEHALF OF CANDIDATES FROM DEMOCRATIC AND REPUBLICAN NATIONAL, AND STATE/LOCAL POLITICAL COMMITTEES BY OFFICE AND INCUMBENT/CHALLENGER-OTHER/OPEN-SEAT CANDIDATE STATUS	124
IV. SELECTED FINANCIAL ACTIVITY AND ASSISTANCE TO CANDIDATES, NON-PARTY POLITICAL COMMITTEES	
INTRODUCTION	129
GRAPHS	131
A. SELECTED FINANCIAL ACTIVITY OF NON-PARTY POLITICAL COMMITTEES AND THEIR ASSISTANCE TO CANDIDATES BY OFFICE AND PARTY	137
B. SUMMARY INFORMATION ON THE FINANCIAL ACTIVITY AND ASSISTANCE TO CANDIDATES OF NON-PARTY POLITICAL COMMITTEES	143
C. CONTRIBUTIONS TO CANDIDATES FROM NON-PARTY POLITICAL COMMITTEES BY CANDIDATES' PARTY	144
D. CONTRIBUTIONS TO CANDIDATES FROM NON-PARTY POLITICAL COMMITTEES BY OFFICE, INCUMBENT/CHALLENGER-OTHER/OPEN-SEAT CANDIDATE STATUS AND PARTY	145

## DESCRIPTION OF STUDY

**PURPOSE:**

This study is designed to provide information on the financial transactions of Democratic, Republican, and non-party political committees, with emphasis on those transactions which support candidates for Federal office, for the period which began on January 1, 1977 and ended on December 31, 1978. Political committees, which are entities registered with the Federal Election Commission, report their financial activity to the Commission on a periodic basis. Information on receipts, disbursements, and debts from these reports have been entered into the Commission's computer system; programs have been used to produce all TABLES included in this study. The TABLES are organized into four VOLUMES. VOLUME I, SUMMARY TABLES, provides data for the Democratic and Republican national political committees and Presidential convention committees, for all state and local major party committees by state totals and overall total, and for all non-party committees by six group totals; it also includes tables providing information on contributions made to candidates. VOLUME II, STATE AND LOCAL PARTY DETAILED TABLES, presents financial information for each registered state and local major party committee, while VOLUME III (Corporate and Labor) and VOLUME IV (No Connected Organization, Trade/Membership/Health, Cooperative, Corporation without Stock) do the same for each non-party political committee.

**WHAT IS NOT INCLUDED:**

This study only provides information for the Democratic and Republican parties rather than for all party committees, both major and minor, which are registered with the Federal Election Commission. The study does not contain all of the information reported by the committees; for this reason it is not possible to add up a committee's specific receipts or disbursements and expect them to equal its gross receipts or gross disbursements.\* Finally, because computer entry of "cash on hand" and debts information began in January, 1978, a committee which has not filed a report since 1977 containing this data appears to have \$0 in the "cash on hand" and debts sections when this may not be the case.

\*For those familiar with the reporting of receipts and disbursements, it can be noted that the following information is not included: unitemized receipts and disbursements, and itemized other income, contributions from candidates, loans/loan repayments/refunds/rebates/returns received from unregistered committees, operating expenditures, loans/loan repayments/contribution refunds made to unregistered committees, contribution refunds made to registered candidates or committees, exempt Presidential fundraising/legal/accounting expenditures, and in-kind contributions made to registered committees.

**LIMITATIONS:**

This study is a final report, designed to give a complete picture of the financial activity which occurred during the 1977-78 election cycle. It is possible, however, that the information contained in this report may be subsequently amended by the reporting committees.

Available at the Commission for inspection are microfilmed copies of the original reports which show information as reported by the filers. The microfilmed public record is the official record of the Federal Election Commission. This final study is one of several tools which have been developed to summarize the vast quantity of data available on the microfilmed public record.

**PERIOD COVERED:**

The beginning point for information in this study is committee reports on financial activity which occurred after December 31, 1976. As subsequent reports pertaining to 1977-78 activity were received during 1977, 1978, 1979 and 1980, the dollar figures contained on them were entered into the computer system and added to earlier information. The computer programs which produced this REPORTS TABLES were run on February 22, 1980 and used all the 1977-78 data which had been entered up to and including that date.

**FEC REPORTS ON FINANCIAL ACTIVITY**

**1977 - 1978**

**FINAL REPORT**

**PARTY AND NON-PARTY POLITICAL COMMITTEES**

**VOL. I - SUMMARY TABLES**

**FEDERAL ELECTION COMMISSION**

**1325 K Street, N.W.  
Washington, D.C. 20463**

**APRIL 1980**

**FEDERAL ELECTION COMMISSION**

**Commissioners**

Robert O. Tiernan, Chairman  
Max L. Friedersdorf, Vice Chairman  
Joan D. Aikens  
Thomas E. Harris  
John W. McGarry  
Frank P. Reiche

Edmund L. Henshaw, Ex Officio  
Clerk of the U.S. House of Representatives  
J. S. Kimmitt, Ex Officio  
Secretary of the U.S. Senate

Orlando B. Potter, Staff Director  
Charles N. Steele, General Counsel

Comments and inquiries about format should be addressed to the Reports Coordinator, Data Systems Development Division, who coordinated the production of this **REPORT**.

Copies of **FINAL REPORT** may be obtained by writing to the Public Records Office, Federal Election Commission, 1325 K Street, N.W., Washington, D.C. 20463. Prices are: VOL. I \$5.00, VOL. II \$5.00, VOL. III \$5.00, VOL. IV \$5.00. Checks should be made payable to the U.S. Treasurer.



**TABLE OF CONTENTS**

	<b>PAGE</b>
<b>I. DESCRIPTION OF STUDY</b>	6
<b>II. GLOSSARIES OF TERMS</b>	
GLOSSARY OF TERMS NATIONAL PARTY POLITICAL COMMITTEES	7
GLOSSARY OF TERMS STATE AND LOCAL PARTY POLITICAL COMMITTEES	16
GLOSSARY OF TERMS NON-PARTY POLITICAL COMMITTEES	20
<b>III. SELECTED FINANCIAL ACTIVITY AND ASSISTANCE TO CANDIDATES, DEMOCRATIC AND REPUBLICAN NATIONAL, PRESIDENTIAL CONVENTION, STATE AND LOCAL POLITICAL COMMITTEES</b>	
INTRODUCTION	28
GRAPHS	30
A. SELECTED FINANCIAL ACTIVITY OF DEMOCRATIC AND REPUBLICAN NATIONAL POLITICAL COMMITTEES AND THEIR ASSISTANCE TO CANDIDATES BY OFFICE AND PARTY	35
B. SELECTED FINANCIAL ACTIVITY OF DEMOCRATIC AND REPUBLICAN PRESIDENTIAL CONVENTION POLITICAL COMMITTEES AND THEIR ASSISTANCE TO CANDIDATES BY OFFICE AND PARTY	59
C. STATE TOTALS OF SELECTED FINANCIAL ACTIVITY OF DEMOCRATIC AND REPUBLICAN STATE AND LOCAL POLITICAL COMMITTEES AND THEIR ASSISTANCE TO CANDIDATES BY OFFICE AND PARTY	65
D. SUMMARY INFORMATION ON THE FINANCIAL ACTIVITY AND ASSISTANCE TO CANDIDATES OF DEMOCRATIC AND REPUBLICAN NATIONAL, PRESIDENTIAL CONVENTION, AND STATE/LOCAL POLITICAL COMMITTEES	101
E. CONTRIBUTIONS TO CANDIDATES FROM DEMOCRATIC AND REPUBLICAN NATIONAL, AND STATE/LOCAL POLITICAL COMMITTEES BY OFFICE AND INCUMBENT/CHALLENGER-OTHER/OPEN-SEAT CANDIDATE STATUS	102
F. CONTRIBUTIONS TO CANDIDATES FROM DEMOCRATIC AND REPUBLICAN NATIONAL, AND STATE/LOCAL POLITICAL COMMITTEES BY CONTRIBUTION AMOUNT	106

TABLE OF CONTENTS, cont.

	PAGE
G. GROSS RECEIPTS OF DEMOCRATIC AND REPUBLICAN POLITICAL COMMITTEES (NATIONAL AND PRESIDENTIAL CONVENTION/STATE/LOCAL TOTALS) BY RECEIPT AMOUNT	118
H. CONTRIBUTIONS TO CANDIDATES FROM SEVEN GROSS RECEIPT CLASSES OF DEMOCRATIC AND REPUBLICAN POLITICAL COMMITTEES (NATIONAL/STATE/LOCAL TOTALS) BY CONTRIBUTION AMOUNT	119
I. LATEST CASH-ON-HAND OF DEMOCRATIC AND REPUBLICAN POLITICAL COMMITTEES (NATIONAL AND PRESIDENTIAL CONVENTION/STATE/LOCAL TOTALS) BY CASH-ON-HAND AMOUNT	121
J. CONTRIBUTIONS TO CANDIDATES FROM SEVEN LATEST CASH-ON-HAND CLASSES OF DEMOCRATIC AND REPUBLICAN POLITICAL COMMITTEES (NATIONAL/STATE/LOCAL TOTALS) BY CONTRIBUTION AMOUNT	122
K. EXPENDITURES ON BEHALF OF CANDIDATES FROM DEMOCRATIC AND REPUBLICAN NATIONAL, AND STATE/LOCAL POLITICAL COMMITTEES BY OFFICE AND INCUMBENT/CHALLENGER-OTHER/OPEN-SEAT CANDIDATE STATUS	124
IV. SELECTED FINANCIAL ACTIVITY AND ASSISTANCE TO CANDIDATES, NON-PARTY POLITICAL COMMITTEES	
INTRODUCTION	129
GRAPHS	131
A. SELECTED FINANCIAL ACTIVITY OF NON-PARTY POLITICAL COMMITTEES AND THEIR ASSISTANCE TO CANDIDATES BY OFFICE AND PARTY	137
B. SUMMARY INFORMATION ON THE FINANCIAL ACTIVITY AND ASSISTANCE TO CANDIDATES OF NON-PARTY POLITICAL COMMITTEES	143
C. CONTRIBUTIONS TO CANDIDATES FROM NON-PARTY POLITICAL COMMITTEES BY CANDIDATES' PARTY	144
D. CONTRIBUTIONS TO CANDIDATES FROM NON-PARTY POLITICAL COMMITTEES BY OFFICE, INCUMBENT/CHALLENGER-OTHER/OPEN-SEAT CANDIDATE STATUS AND PARTY	145

TABLE OF CONTENTS, cont.

	PAGE
E. CONTRIBUTIONS TO CANDIDATES FROM NON-PARTY POLITICAL COMMITTEES BY CONTRIBUTION AMOUNT	153
F. GROSS RECEIPTS OF NON-PARTY POLITICAL COMMITTEES BY RECEIPT AMOUNT	154
G. CONTRIBUTIONS TO CANDIDATES FROM SEVEN GROSS RECEIPT CLASSES OF NON-PARTY POLITICAL COMMITTEES BY CONTRIBUTION AMOUNT	155
H. LATEST CASH-ON-HAND OF NON-PARTY POLITICAL COMMITTEES BY CASH-ON-HAND AMOUNT	156
I. CONTRIBUTIONS TO CANDIDATES FROM SEVEN LATEST CASH-ON-HAND CLASSES OF NON-PARTY POLITICAL COMMITTEES BY CONTRIBUTION AMOUNT	157
J. EXPENDITURES ON BEHALF OF CANDIDATES FROM NON-PARTY POLITICAL COMMITTEES BY CANDIDATES' PARTY	158
K. EXPENDITURES ON BEHALF OF CANDIDATES FROM NON-PARTY POLITICAL COMMITTEES BY OFFICE, INCUMBENT/CHALLENGER-OTHER/OPEN-SEAT CANDIDATE STATUS AND PARTY	159

## DESCRIPTION OF STUDY

### PURPOSE:

This study is designed to provide information on the financial transactions of Democratic, Republican, and non-party political committees, with emphasis on those transactions which support candidates for Federal office, for the period which began on January 1, 1977 and ended on December 31, 1978. Political committees, which are entities registered with the Federal Election Commission, report their financial activity to the Commission on a periodic basis. Information on receipts, disbursements, and debts from these reports have been entered into the Commission's computer system; programs have been used to produce all TABLES included in this study. The TABLES are organized into four VOLUMES. VOLUME I, SUMMARY TABLES, provides data for the Democratic and Republican national political committees and Presidential convention committees, for all state and local major party committees by state totals and overall total, and for all non-party committees by six group totals; it also includes tables providing information on contributions made to candidates. VOLUME II, STATE AND LOCAL PARTY DETAILED TABLES, presents financial information for each registered state and local major party committee, while VOLUME III (Corporate and Labor) and VOLUME IV (No Connected Organization, Trade/Membership/Health, Cooperative, Corporation without Stock) do the same for each non-party political committee.

### WHAT IS NOT INCLUDED:

This study only provides information for the Democratic and Republican parties rather than for all party committees, both major and minor, which are registered with the Federal Election Commission. The study does not contain all of the information reported by the committees; for this reason it is not possible to add up a committee's specific receipts or disbursements and expect them to equal its gross receipts or gross disbursements.\* Finally, because computer entry of "cash on hand" and debts information began in January, 1978, a committee which has not filed a report since 1977 containing this data appears to have \$0 in the "cash on hand" and debts sections when this may not be the case.

\*For those familiar with the reporting of receipts and disbursements, it can be noted that the following information is not included: unitemized receipts and disbursements, and itemized other income, contributions from candidates, loans/loan repayments/refunds/rebates/returns received from unregistered committees, operating expenditures, loans/loan repayments/contribution refunds made to unregistered committees, contribution refunds made to registered candidates or committees, exempt Presidential fundraising/legal/accounting expenditures, and in-kind contributions made to registered committees.

### LIMITATIONS:

This study is a final report, designed to give a complete picture of the financial activity which occurred during the 1977-78 election cycle. It is possible, however, that the information contained in this report may be subsequently amended by the reporting committees.

Available at the Commission for inspection are microfilmed copies of the original reports which show information as reported by the filers. The microfilmed public record is the official record of the Federal Election Commission. This final study is one of several tools which have been developed to summarize the vast quantity of data available on the microfilmed public record.

### PERIOD COVERED:

The beginning point for information in this study is committee reports on financial activity which occurred after December 31, 1976. As subsequent reports pertaining to 1977-78 activity were received during 1977, 1978, 1979 and 1980, the dollar figures contained on them were entered into the computer system and added to earlier information. The computer programs which produced this REPORT'S TABLES were run on February 22, 1980 and used all the 1977-78 data which had been entered up to and including that date.

II

GLOSSARY OF TERMS

NATIONAL PARTY POLITICAL COMMITTEES

Terms in this glossary are defined in the order in which they appear in the tables of this publication.

The line number and (where appropriate) the schedule letter of the July 1976 FEC Form 3 on which the receipt and disbursement information was reported are indicated. The line number and the schedule letter of the Revised January 1978 FEC Form 3 are given in parenthesis.

TABLE A

**GROSS RECEIPTS:**

This column includes all in-coming funds reported on Line 19 (Line 19).

**TRANS IN PARTY AFFIL** (Transfers In from Party Political Committees Which Are Affiliated):

"Transfers" are exchanges of funds between political committees. A political committee which receives funds from another political committee receives a "transfer in." Contributions received from individuals are characterized as individual contributions.

"Affiliated" committees are those committees which are established, financed, maintained, or controlled by the same national committee. The figures in this column are taken from Line 18a or 18b of Schedule A (Line 15a or 15b of Schedule A). For additional information, see page 10 NATIONAL-DEMOCRATIC and page 10 NATIONAL-REPUBLICAN.

**GROSS MINUS TI AFF** (Gross Receipts Minus Transfers In from Affiliated Political Committees):

This column represents the difference between the gross receipts of a national party political committee and the total transfers it has received from affiliated committees. Figures in this column more accurately depict the receipts situation, since gross receipts are frequently inflated due to transfers between affiliated committees.

**REFUNDS, REBATES:**

The receipts given in this column represent itemized refunds, rebates, or returns of disbursements to the listed political committee. These incoming monies include such things as refunds of deposits on office equipment. The amounts are as reported on Line 17a of Schedule A (Line 18a of Schedule A).

**TRANS IN PARTY NON-AFFIL** (Transfers In from Non-Affiliated Party Political Committees):

This column represents transfers to a national party political committee from other party political committees which are not affiliated with the reporting committee. The figures are taken from Line 18a or 18b of Schedule A (Line 15a or 15b of Schedule A).

**CORPORATION:**

These figures are transfers received from non-party political committees which have identified themselves as being connected with a corporate entity. The amounts are as reported on Line 18b of Schedule A (Line 15b of Schedule A).

**LABOR:**

These amounts are transfers received from non-party political committees which have indicated a connection with a labor organization. The source is Line 18b of Schedule A (Line 15b of Schedule A).

**NON-CONNECT:**

Amounts here are transfers received from non-party political committees which have not reported a connected organization. The exception to this is that transfers from political committees in the health-related field are included in the following column. Line 18b of Schedule A (Line 15b of Schedule A) is the source.

**TRADE/MEMBER/HEALTH:**

Transfers from non-party political committees which have reported a connection with a trade association or a membership organization and from political committees in the health-related field are shown in this column. The amounts are as reported on Line 18b of Schedule A (Line 15b of Schedule A).

## GLOSSARY OF TERMS

### TABLE A (cont.)

#### COOPERATIVE:

This column contains transfers from non-party political committees which report that they are connected with a cooperative. Amounts are from Line 18b of Schedule A (Line 15b of Schedule A).

#### CORP W/O STOCK (Corporation Without Capital Stock):

Transfers from non-party political committees which reported a connection with a corporation without capital stock are included in this column. Line 18b of Schedule A (Line 15b of Schedule A) is the source.

#### TOTAL NON-PARTY TRANSFER (Total Transfers In from Non-Party Political Committees):

This column, a summation of the preceding six, represents the total transfers to party political committees from non-party political committees.

#### IN-KIND CONTRIB REG COM (In-Kind Contributions from Registered Political Committees):

"In-kind contributions" are donations of services, goods, or property, e.g., the use of office space or equipment. They are valued at the ordinary market price and are reported on Line 18a or 18b of Schedule A (Line 15c of Schedule A). They are made by other political committees registered under the Federal Election Campaign Act.

#### UNREG COMMITT (Unregistered Committee):

Itemized transfers (either donations of money or in-kind contributions of services, goods, or property) from political organizations which are not registered under the Federal Election Campaign Act are included in this column. Line 18b of Schedule A (Line 15b or 15c of Schedule A) is the origin.

#### LOANS IN:

This column contains itemized loans received from individuals, candidates, other political committees, or from banks in the ordinary course of business. Line 16a of Schedule A (Line 17a of Schedule A) is the source.

## NATIONAL PARTY POLITICAL COMMITTEES

#### REPAYMENTS:

These amounts represent itemized repayments from individuals, candidates, or other political committees for loans previously made by the listed political committee. The figures are taken from Line 16a of Schedule A (Line 17a of Schedule A).

#### \$101 - \$499 CONTRIB:

The amounts are the sum of itemized contributions of \$101 to \$499 from individuals. The contributions may be either monies given directly to the committee or earmarked through another political committee or they may be in-kind contributions of services, goods, or property. (Contributions earmarked through the committee are not included.) The source is Line 15a of Schedule A (Line 14a of Schedule A).

#### \$500 AND UP CONTRIB:

The sum of the itemized contributions of \$500 and over from individuals is given in this column. Contributions include the same types of receipts described in \$101 - \$499 CONTRIB. The source is also the same.

#### GROSS DISBURSEMENTS:

This column includes all outgoing funds reported by a political committee on Line 25 - Total Expenditures (Line 25).

#### TRANS OUT PARTY AFFIL (Transfers Out to Party Political Committees Which Are Affiliated):

"Transfers" are exchanges of funds between political committees. A political committee which disburses funds to another political committee makes a "transfer out."

"Affiliated" committees are those committees which are established, financed, maintained, or controlled by the same national committee. The figures in this column are taken from Line 24a or 24b of Schedule B (Line 22a or 22b of Schedule B). For additional information, see page 10 NATIONAL - DEMOCRATIC and page 10 NATIONAL - REPUBLICAN.

## GLOSSARY OF TERMS

## NATIONAL PARTY POLITICAL COMMITTEES

### TABLE A (cont.)

#### **GROSS MINUS TO AFF** (Gross Disbursements Minus Transfers Out to Affiliated Political Committees):

This column represents the difference between the gross disbursements of a national party political committee and the total transfers it has made to affiliated committees. Figures in this column more accurately depict the disbursements situation, since gross disbursements are frequently inflated due to transfers between affiliated committees.

#### **TRANS OUT PARTY NON-AFFIL** (Transfers Out to Non-Party Political Committees):

This column represents transfers to other party political committees which are not affiliated with the reporting committee. The figures are taken from Line 24a or 24b of Schedule B (Line 22a or 22b of Schedule B).

#### **TOTAL NON-PARTY TRANSFER** (Total Transfers Out to Non-Party Political Committees):

Figures here are transfers to non-party political committees. They are taken from Line 24b of Schedule B (Line 22b of Schedule B).

#### **UNREG COMMITT** (Unregistered Committee):

Itemized transfers (either donations of money or in-kind contributions of services, goods, or property) to political organizations which are not registered under the Federal Election Campaign Act are included in this column. Line 24b of Schedule B (Line 22b or 22c of Schedule B) is the origin.

#### **LOANS OUT:**

Amounts here are itemized loans made TO individuals, candidates, or other political committees. They are taken from Line 22a of Schedule B (Line 21a of Schedule B).

#### **REPAYMENTS:**

The figures are itemized repayments made to individuals, candidates, other political committees, or to banks for loans previously made in the ordinary course of business. The amounts are as reported on Line 22a of Schedule B (Line 21a of Schedule B).

#### **CONTRIB REFUNDS:**

Itemized contribution refunds made to individuals, as reported by the political committee on Line 22a of Schedule B (Line 21a of Schedule B), are displayed in this column.

#### **LATEST CASH-ON-HAND:**

These amounts are a political committee's most recently reported 1978 "cash on hand." These balances are taken from Line 10 (Line 10).

#### **1/1/77 CASH-ON-HAND:**

A political committee's "cash on hand" on January 1, 1977 (or its initial "cash on hand" if it registered subsequent to 1/1/77) is given in this column. This beginning cash balance is reported on Line 6 (Line 6).

#### **DEBTS OWED TO:**

This column represents the outstanding debts and obligations owed TO the listed political committee. The amounts are taken from Line 26 (Line 12) of the committee's latest report.

#### **DEBTS OWED BY:**

The outstanding debts and obligations owed BY the listed political committee are given in this column. The figures are from Line 27 (Line 13) of the committee's latest report.

#### **CONTRIBUTIONS TO CANDIDATES BY OFFICE AND PARTY:**

These ten columns represent contributions (donations of money or in-kind contributions of services, goods, or property) to candidates from the listed political committee. In the first nine columns the figures are broken down by office (President, Senate, House, Total), and by major party (Democratic and Republican) and all other (independent and minor) candidates. The tenth column gives the sum of the preceding nine. The amounts are as reported on Line 24b of Schedule B (Line 22b or 22c of Schedule B).

## GLOSSARY OF TERMS

### TABLE A (cont.)

#### TOTAL EXPENDITURES ON BEHALF OF CANDIDATES:

Figures here represent expenditures on behalf of candidates made by a party political committee which are permitted by 2 U.S.C. §441a(d). The amounts are taken from Line 20a of Schedule B (Line 24 of Schedule F).

#### NATIONAL - DEMOCRATIC:

Included in this category are Democratic party political committees which have a scope larger than that of a single state or locality. These party political committees are separated into the following groups:

Democratic National Committee political committees

Democratic Senatorial political committees

Democratic Congressional (House) political committees

Association of State Democratic Chairpersons - this political committee is a fundraising arm of the Democratic National Committee which serves as a fundraising agent and organizer for selected Democratic State Central committees and Dollars for Democrats committees throughout the country

Other Democratic national political committees - these committees are ones which operate in more than one state (either by making contributions to candidates or by making expenditures) and which have such characteristics as association with an incumbent Federal officeholder (either by containing the name of the officeholder in its title or by having him or her as an officer of the committee) or affiliation at one time in the past with a national party committee.

Affiliation between or among committees is reflected by the segregation of committees into a group which is followed by a SUBTOTAL. Each time a SUBTOTAL appears, it signifies that the preceding committees are affiliated with each other. "Affiliated" committees are those which are established, financed, maintained, or controlled by the same national committee. The last group of committees, the other Democratic national political committees, is not followed by a subtotal because entities in this group are not affiliated.

## NATIONAL PARTY POLITICAL COMMITTEES

The following exceptions exist to the subtotal signifying affiliation rule: the Democratic Congressional Dinner Committee, the Democratic Congressional Finance Committee, and the Democratic House and Senate Council are affiliated with the Democratic Senatorial Campaign Committee.

The identification number which the Federal Election Commission has assigned to a committee (C . . . . .) is listed next to the committee's name. Also given is the ending coverage date of the most recent report containing 1977-1978 financial activity information which a committee has filed. If the committee has omitted the ending coverage date on its most recent report containing such information, an attempt has been made to supply the date based on evidence from the report. If no ending coverage date is printed next to the name of a committee, it means that for a variety of possible reasons the committee has not filed a report containing financial activity information.

An asterisk (\*) following a committee's name means that the committee files its reports with the Secretary of the Senate or with the Clerk of the House of Representatives.

#### NATIONAL - REPUBLICAN:

This category contains Republican party political committees which are active in more than a single state or locality. These national party political committees are divided into the following groups:

Republican National Committee political committees

Republican Senatorial political committees

Republican Congressional (House) political committees

A Tribute to Gerald R. Ford - this is a joint fundraising political committee sponsored by the Republican National Committee-Contributions, the National Republican Senatorial Committee-Contributions, the National Republican Senatorial Committee-Expenditures, the National Republican Congressional Committee-Contributions, and the Republican Congressional Boosters Club



GLOSSARY OF TERMS

NATIONAL PARTY POLITICAL COMMITTEES

TABLE A (cont.)

1978 Eisenhower Silver Jubilee Dinner - this is a joint fundraising political committee sponsored by the Republican National Committee-Contributions, the National Republican Senatorial Committee-Contributions, the National Republican Congressional Committee-Contributions and the fifty Republican State Central committees

Other Republican national political committees - these committees are ones which operate in more than one state (either by making contributions to candidates or by making expenditures) and which have such characteristics as association with an incumbent Federal officeholder (either by containing the name of the officeholder in its title or by having him or her as an officer of the committee) or affiliation at one time in the past with a national party committee.

Affiliation between or among committees is reflected by the segregation of committees into a group which is followed by a SUBTOTAL. Each time a SUBTOTAL appears, it signifies that the preceding committees are affiliated with each other. "Affiliated" committees are those which are established, financed, maintained, or controlled by the same national committee. The last group of committees, the other Republican national political committees, is not followed by a subtotal because entities in this group are not affiliated.

The following exceptions exist to the subtotal signifying affiliation rule: A Tribute to Gerald R. Ford is affiliated with the five sponsoring committees enumerated above and the 1978 Eisenhower Silver Jubilee Dinner is affiliated with the three national committees listed as its sponsors.

The identification number which the Federal Election Commission has assigned to a committee (C . . . . .) is listed next to the committee's name. Also given is the ending coverage date of the most recent report containing 1977-1978 financial activity information which a committee has filed. If the committee has omitted the ending coverage date on its most recent report containing such information, an attempt has been made to supply the date based on evidence from the report. If no ending coverage date is printed next to the name of a committee, it means that for a variety of possible reasons the committee has not filed a report containing financial activity information.

An asterisk (\*) following a committee's name means that the committee files its reports with the Secretary of the Senate or with the Clerk of the House of Representatives.

\* \* \* \* \*

TABLE B

GROSS RECEIPTS through TOTAL EXPENDITURES ON BEHALF OF CANDIDATES: These terms have the same meanings as those defined above for TABLE A.

PRESIDENTIAL CONVENTIONS - DEMOCRATIC:

Shown here are publicly and privately financed 1976 Democratic Presidential convention committees. In Interim Report No. 1 issued in April 1978 these committees and their activity were shown at the end of the listing of Democratic state and local committees.

PRESIDENTIAL CONVENTIONS - REPUBLICAN:

Registered Republican publicly and privately financed 1972 and 1976 Presidential convention committees are listed. Like the Democratic Presidential convention committees, they were displayed after the Republican state and local committees in the April 1978 Interim Report No. 1.

\* \* \* \* \*

TABLE D

GROSS RECPT MINUS TRANS IN AFF/PSS (Gross Receipts Minus Transfers In from Affiliated Political Committees/Party Political Committees Located in the Same State):

In the case of national and Presidential convention committees this figure represents the difference between the gross receipts of a political committee and the total transfers it has received from affiliated committees. For state and local committees the amount represents the difference between the gross receipts of a party political committee with an address in one state and the total transfers it has received from other party political committees located in the same state. The amounts given here more accurately depict the receipts situation, since gross receipts are frequently inflated due to transfers between affiliated national committees and between party committees in the same state.

**GLOSSARY OF TERMS**

**NATIONAL PARTY POLITICAL COMMITTEES**

**TABLE D (cont.)**

**GROSS DISB MINUS TRANS OUT AFF/PSS** (Gross Disbursements Minus Transfers Out to Affiliated Political Committees/Party Political Committees Located in the Same State):

For national and Presidential convention committees this figure represents the difference between the gross disbursements of a political committee and the total transfers it has made to affiliated committees. In the instance of state and local committees the amount represents the difference between the gross disbursements of a party political committee with an address in one state and the total transfers it has made to other party political committees located in the same state. The figures given here more accurately depict the disbursements situation, since gross disbursements are frequently inflated due to transfers between affiliated national committees and between party committees in the same state.

**LATEST CASH-ON-HAND:**

These amounts are a political committee's most recently reported 1978 "cash on hand." These balances are taken from Line 10 (Line 10).

**DEBTS OWED TO:**

This column represents the outstanding debts and obligations owed TO the listed political committee. The amounts are taken from Line 26 (Line 12) of the committee's latest report.

**DEBTS OWED BY:**

The outstanding debts and obligations owed BY the listed political committee are given in this column. The figures are from Line 27 (Line 13) of the committee's latest report.

**CONTRIB TO CANDIDATES:**

This column represents contributions (donations of money or in-kind contributions of services, goods, or property) to candidates from the listed political committee. The amounts are as reported on Line 24b of Schedule B (Line 22b or 22c of Schedule B).

**EXPEND ON BEHALF OF CANDIDATES:**

Figures here represent expenditures on behalf of candidates made by a party political committee which are permitted by 2 U.S.C. §441a(d). The amounts are taken from Line 20a of Schedule B (Line 24 of Schedule B).

**NUMBER OF COMMITTEES:**

The figures in this column show the number of committees in each of the groups.

**NATIONAL, PRESIDENTIAL CONVENTIONS, AND STATE/LOCAL - DEMOCRATIC AND REPUBLICAN POLITICAL COMMITTEES:**

The categories of national Democratic and Republican party political committees have been previously defined on page 10. Presidential convention committees are publicly and privately funded committees associated with the quadrennial Presidential conventions of the two major parties. State and local party political committees are those registered under the Federal Election Campaign Act which operate primarily in a single state or locality.

\* \* \* \* \*

**TABLE E**

**INCUMBENT:**

Incumbent candidates are those who have held the Presidential office on or after 1/21/77 or a Congressional office at any time during the 95th Congress.

With respect to the six special elections in 1977 and 1978 for vacant House seats, contributions to a candidate in such an election appear in the open-seat category. However, post-election contributions to the winner of a special election appear in the incumbent column.

**CHALLENGER - OTHER:**

All candidates who are not incumbent or open-seat candidates are included in this category. These candidates may be, for example, 1978 challengers of Congressional incumbents or they may be unsuccessful 1976 or potential 1980 Presidential aspirants.

**OPEN-SEAT:**

Open-seat candidates are those seeking election during 1977 or 1978 to seats where an incumbent is not seeking re-election.

**GLOSSARY OF TERMS**

**NATIONAL PARTY POLITICAL COMMITTEES**

**TABLE E (cont.)**

**CANDIDATE STATUS:**

Within each candidate status column (incumbent, challenger – other, open-seat, totals) the “number” segment indicates the number of instances where a committee in the group has contributed to a candidate. (Multiple contributions by a committee to the same candidate are summarized and counted as one instance.) The “dollars” portion shows the total amount contributed to one or more candidates. The “per cent” figure is the proportion which the dollars constitute of all contributions made to candidates by a group of political committees.

**NATIONAL AND STATE/LOCAL – DEMOCRATIC AND REPUBLICAN POLITICAL COMMITTEES:**

The categories of national Democratic and Republican party political committees have been previously defined on page 10. State and local party political committees are those registered under the Federal Election Campaign Act which operate primarily in a single state or locality.

\* \* \* \* \*

**TABLE F**

**CONTRIBUTION AMOUNT:**

The “number” portion of the contribution amount columns shows the number of instances where a committee in the group (e.g., Democratic National Committee political committees) has contributed to a candidate. (Multiple contributions by a committee to the same candidate are summarized and counted as one instance.) The “dollars” portion of the columns gives the total amount contributed to one or more candidates. The “per cent” segment of the columns is the proportion which the dollars in a category (e.g., \$1 to \$99) constitute of all contributions made to candidates by a group of political committees.

**COMMIT MAKING CONTRIB:**

The information in the first column indicates the number of committees in a group which have made contributions to candidates. The figures in the percentage column show what per cent of all political committees in a group (e.g., Democratic National Committee political committees) have made candidate contributions.

**NATIONAL AND STATE/LOCAL – DEMOCRATIC AND REPUBLICAN POLITICAL COMMITTEES:**

The categories of national Democratic and Republican party political committees have been previously defined on page 10. State and local party political committees are those registered under the Federal Election Campaign Act which operate primarily in a single state or locality.

\* \* \* \* \*

**TABLE G**

**RECEIPT AMOUNT:**

The “number” portion of the gross receipts columns shows the number of party political committees in a group (e.g., the Democratic National Committee political committees) which have reported gross receipts in the dollar range of the particular column (e.g., \$1 - \$9,999). The “dollars” portion of the columns gives the total amount of gross receipts of the committees which fall into the particular dollar range. The “per cent” segment of the columns is the proportion which the total dollars in a particular dollar range constitute of all gross receipts received by all committees in a group.

**NATIONAL AND PRESIDENTIAL CONVENTIONS/STATE/LOCAL TOTALS – DEMOCRATIC AND REPUBLICAN POLITICAL COMMITTEES:**

The categories of national Democratic and Republican party political committees have been previously defined on page 10. Presidential convention committees are publicly and privately funded committees associated with the quadrennial Presidential conventions of the two major parties. State and local party political committees are those registered under the Federal Election Campaign Act which operate primarily in a single state or locality.

\* \* \* \* \*

**TABLE H**

**CONTRIBUTION AMOUNT:**

The “number” portion of the contribution amount columns shows the number of instances where a committee in the group which has reported gross receipts in a particular dollar range has contributed to a candidate. (Multiple contributions by a committee to

**NATIONAL PARTY POLITICAL COMMITTEES**

**GLOSSARY OF TERMS**

**TABLE II (cont.)**

the same candidate are summarized and counted as one instance.) The "dollars" portion of the columns gives the total amount contributed to one or more candidates. The "per cent" segment of the columns is the proportion which the dollars in a category (e.g., \$1 to \$99) constitute of all contributions made to candidates by political committees in a particular gross receipts dollar range.

**COMMITTEES:**

The figures given here show the number of committees in a particular gross receipts dollar range which have made contributions to candidates.

**GROSS RECEIPTS CLASSES:**

A political committee is placed in one of the seven gross receipts classes based on its total reported gross receipts.

\* \* \* \* \*

**TABLE I**

**CASH-ON-HAND AMOUNT:**

The "number" portion of the latest 1978 "cash on hand" columns shows the number of party political committees in a group (e.g., the Democratic National Committee political committees) which have reported latest 1978 "cash on hand" in the dollar range of the particular column (e.g., \$1 - \$999). The "dollars" portion of the columns gives the total amount of latest 1978 "cash on hand" of the committees which fall into the particular dollar range. The "per cent" segment of the columns is the proportion which the total dollars in a particular dollar range constitute of all the latest 1978 "cash on hand" reported by all committees in a group.

**NATIONAL AND PRESIDENTIAL CONVENTIONS/STATE/LOCAL TOTALS - DEMOCRATIC AND REPUBLICAN POLITICAL COMMITTEES:**

The categories of national Democratic and Republican party political committees have been previously defined on page 10. Presidential convention committees are publicly and privately funded committees associated with the quadrennial Presidential conventions of the two major parties. State and local party political committees are those registered under the Federal Election Campaign Act which operate primarily in a single state or locality.

\* \* \* \* \*

**TABLE J**

**CONTRIBUTION AMOUNT:**

The "number" portion of the contribution amount columns shows the number of instances where a committee in the group which has reported latest 1978 "cash on hand" in a particular dollar range has contributed to a candidate. (Multiple contributions by a committee to the same candidate are summarized and counted as one instance.) The "dollars" portion of the columns gives the total amount contributed to one or more candidates. The "per cent" segment of the columns is the proportion which the dollars in a category (e.g., \$1 to \$99) constitute of all contributions made to candidates by political committees in a particular latest 1978 "cash on hand" dollar range.

**COMMITTEES:**

The figures given here show the number of committees in a particular latest 1978 "cash on hand" dollar range which have made contributions to candidates.

**LATEST CASH-ON-HAND CLASSES:**

A political committee is placed in one of seven latest 1978 "cash on hand" classes based on its latest reported 1978 "cash on hand."

\* \* \* \* \*

**TABLE K**

**INCUMBENT:**

Incumbent candidates are those who have held the Presidential office on or after 1/21/77 or a Congressional office at any time during the 95th Congress.

With respect to the six special elections in 1977 and 1978 for vacant House seats, contributions to a candidate in such an election appear in the open-seat category. However, post-election contributions to the winner of a special election appear in the incumbent column.

**CHALLENGER - OTHER:**

All candidates who are not incumbent or open-seat candidates are included in this category. These candidates may be, for example, 1978 challengers of Congressional incumbents or they may be unsuccessful 1976 or potential 1980 Presidential aspirants.

**GLOSSARY OF TERMS**

**NATIONAL PARTY POLITICAL COMMITTEES**

**TABLE K (cont.)**

**OPEN-SEAT:**

Open-seat candidates are those seeking election during 1977 or 1978 to seats where an incumbent is not seeking re-election.

**CANDIDATE STATUS:**

Within each candidate status column (incumbent, challenger -- other, open-seat, totals) the "number" segment indicates the number of instances where a committee in the group has made expenditures on behalf of a candidate which are permitted by 2 U.S.C. §441a(d). (Multiple expenditures on behalf of the same candidate by a committee are summarized and counted as one instance.) The "dollars" portion shows the total amount expended on behalf of one or more candidates. The "per cent" figure is the proportion which the dollars constitute of all expenditures on behalf of candidates made by a group of political committees.

**NATIONAL AND STATE/LOCAL -- DEMOCRATIC AND REPUBLICAN POLITICAL COMMITTEES:**

The categories of national Democratic and Republican party political committees have been previously defined on page 10. State and local party political committees are those registered under the Federal Election Campaign Act which operate primarily in a single state or locality.

\* \* \* \* \*

## GLOSSARY OF TERMS

### STATE AND LOCAL PARTY POLITICAL COMMITTEES

Terms in this glossary are defined in the order in which they appear in the tables.

The line number and (where appropriate) the schedule letter of the July 1976 FEC Form 3 on which the receipt and disbursement information was reported was indicated. The line number and the schedule letter of the Revised January 1978 FEC Form 3 are given in parenthesis.

#### TABLE C

##### GROSS RECEIPTS:

This column includes all in-coming funds reported on Line 19 (Line 19).

**TRANS IN PARTY SAME STATE** (Transfers In from Party Political Committees Which Are Located in the Same State):

"Transfers" are exchanges of funds between political committees. A political committee which receives funds from another political committee receives a "transfer in." Contributions received from individuals are characterized as individual contributions.

When a committee has its address located within the same state as another committee they are considered to be within the same state. Special care needs to be used when examining committees within the District of Columbia. Figures in this column are taken from Line 18a or 18b of Schedule A (Line 15a or 15b of Schedule A).

**GROSS MINUS TRANS** (Gross Receipts Minus Transfers In from Party Political Committees Located in the Same State):

This column represents the difference between the gross receipts of a party political committee with an address in one state and the total transfers it has received from other party political committees located in the same state. Figures in this column more accurately depict the receipts situation, since gross receipts are frequently inflated due to transfers between party committees in the same state.

##### REFUNDS, REBATES:

The receipts given in this column represent itemized refunds, rebates, or returns of disbursements to the listed political committee. These incoming monies include such things as refunds of deposits on office equipment. The amounts are as reported on Line 17a of Schedule A (Line 18a of Schedule A).

**TRANS IN PARTY OTHER** (Transfers In from Party Political Committees Which Are NOT Located in the Same State):

This column represents transfers to a party political committee from other party political committees with addresses not located in the same state. The amounts come from Line 18a or 18b of Schedule A (Line 15a or 15b of Schedule A).

##### CORPORATION:

These figures are transfers received from non-party political committees which have identified themselves as being connected with a corporate entity. The amounts are as reported on Line 18b of Schedule A (Line 15b of Schedule A).

##### LABOR:

These amounts are transfers received from non-party political committees which have indicated a connection with a labor organization. The source is Line 18b of Schedule A (Line 15b of Schedule A).

##### NON-CONNECT:

Amounts here are transfers received from non-party political committees which have not reported a connected organization. The exception to this is that transfers from political committees in the health-related field are included in the following column. Line 18b of Schedule A (Line 15b of Schedule A) is the source.

##### TRADE/MEMBER/HEALTH:

Transfers from non-party political committees which have reported a connection with a trade association or a membership organization and from political committees in the health-related field are shown in this column. The amounts are as reported on Line 18b of Schedule A (Line 15b of Schedule A).

## GLOSSARY OF TERMS

## STATE/LOCAL PARTY POLITICAL COMMITTEES

### TABLE C (cont.)

#### COOPERATIVE:

This column contains transfers from non-party political committees which report that they are connected with a cooperative. Amounts are from Line 18b of Schedule A (Line 15b of Schedule A).

#### CORP W/O STOCK (Corporation Without Capital Stock):

Transfers received from non-party political committees which reported a connection with a corporation without capital stock are included in this column. Line 18b of Schedule A (Line 15b of Schedule A) is the source.

#### TOTAL NON-PARTY TRANSFER (Total Transfers In from Non-Party Political Committees):

This column, a summation of the preceding six, represents the total transfers to party political committees from non-party political committees.

#### IN-KIND CONTRIB REG COM (In-Kind Contributions from Registered Political Committees):

"In-kind contributions" are donations of services, goods, or property, e.g., the use of office space or equipment. They are valued at the ordinary market price and are reported on Line 18a or 18b of Schedule A (Line 15c of Schedule A). They are made by other political committees registered under the Federal Election Campaign Act.

#### UNREG COMMITT (Unregistered Committee):

Itemized transfers (either donations of money or in-kind contributions of services, goods, or property) from political organizations which are not registered under the Federal Election Campaign Act are included in this column. Line 18b of Schedule A (Line 15b or 15c of Schedule A) is the origin.

#### LOANS IN:

This column contains itemized loans received from individuals, candidates, other political committees, or from banks in the ordinary course of business. Line 16a of Schedule A (Line 17a of Schedule A) is the source.

#### REPAYMENTS:

These amounts represent itemized repayments from individuals, candidates, or other political committees for loans previously made by the listed political committee. The figures are taken from Line 16a of Schedule A (Line 17a of Schedule A).

#### \$101 - \$499 CONTRIB:

The amounts are the sum of itemized contributions of \$101 to \$499 from individuals. The contributions may be either monies given directly to the committee or earmarked through another political committee or they may be in-kind contributions of services, goods, or property. (Contributions earmarked through the committee are not included.) The source is Line 15a of Schedule A (Line 14a of Schedule A).

#### \$500 AND UP CONTRIB:

The sum of the itemized contributions of \$500 and over from individuals is given in this column. Contributions include the same types of receipts described in \$101 - \$499 CONTRIB. The source is also the same.

#### GROSS DISBURSEMENTS:

This column includes all outgoing funds reported by a political committee on Line 25 - Total Expenditures (Line 25).

#### TRANS OUT PARTY SAME STATE (Transfers Out to Party Political Committees Which Are Located in the Same State):

"Transfers" are exchanges of funds between political committees. A political committee which disburses funds to another political committee makes a "transfer out."

When a committee has its address located in the same state as another committee they are considered to be within the same state. Special care should be taken when examining committees within the District of Columbia. Figures in this column are taken from Line 24a or 24b of Schedule B (Line 22a or 22b of Schedule B).

## GLOSSARY OF TERMS

## STATE/LOCAL PARTY POLITICAL COMMITTEES

### TABLE C (cont.)

#### **GROSS MINUS TO PSS (Gross Disbursements Minus Transfers Out to Party Political Committees Located in the Same State):**

This column represents the difference between the gross disbursements of a party political committee with an address in one state and the total transfers it has made to other party political committees located in the same state. Figures in this column more accurately depict the disbursements situation, since gross disbursements are frequently inflated due to transfers between party committees in the same state.

#### **TRANS OUT PARTY OTHER (Transfers Out to Party Political Committees Which Are NOT Located in the Same State):**

This column represents transfers to party political committees with addresses not located in the same state. The amounts come from Line 24a or 24b of Schedule B (Line 22a or 22b of Schedule B).

#### **TOTAL NON-PARTY TRANSFER (Total Transfers Out to Non-Party Political Committees):**

Figures here are transfers to non-party political committees. They are taken from Line 24b of Schedule B (Line 22b of Schedule B).

#### **UNREG COMMITT (Unregistered Committee):**

Itemized transfers (either donations of money or in-kind contributions of services, goods, or property) to political organizations which are not registered under the Federal Election Campaign Act are included in this column. Line 24b of Schedule B (Line 22b or 22c of Schedule B) is the origin.

#### **LOANS OUT:**

Amounts here are itemized loans made TO individuals, candidates, or other political committees. They are taken from Line 22a of Schedule B (Line 21a of Schedule B).

#### **REPAYMENTS:**

The figures are itemized repayments made to individuals, candidates, other political committees, or to banks for loans previously made in the ordinary course of business. The amounts are as reported on Line 22a of Schedule B (Line 21a of Schedule B).

#### **CONTRIB REFUNDS:**

Itemized contribution refunds made to individuals, as reported by the political committee on Line 22a of Schedule B (Line 21a of Schedule B), are displayed in this column.

#### **LATEST CASH-ON-HAND:**

These amounts are a political committee's most recently reported 1978 "cash on hand." These balances are taken from Line 10 (Line 10).

#### **1/1/77 CASH-ON-HAND:**

A political committee's "cash on hand" on January 1, 1977 (or its initial "cash on hand" if it registered subsequent to 1/1/77) is given in this column. This beginning cash balance is reported on Line 6 (Line 6).

#### **DEBTS OWED TO:**

This column represents the outstanding debts and obligations owed TO the listed political committee. The amounts are taken from Line 26 (Line 12) of the committee's latest report.

#### **DEBTS OWED BY:**

The outstanding debts and obligations owed BY the listed political committee are given in this column. The figures are from Line 27 (Line 13) of the committee's latest report.

#### **CONTRIBUTIONS TO CANDIDATES BY OFFICE AND PARTY:**

These ten columns represent contributions (donations of money or in-kind contributions of services, goods, or property) to candidates from the listed political committee. In the first nine columns the figures are broken down by office (President, Senate, House, Total) and by major party (Democratic and Republican) and all other (independent and minor) candidates. The tenth column gives the sum of the preceding nine. The amounts are as reported on Line 24b of Schedule B (Line 22b or 22c of Schedule B).

#### **TOTAL EXPENDITURES ON BEHALF OF CANDIDATES:**

Figures here represent expenditures on behalf of candidates made by a party political committee which are permitted by 2 U.S.C. §441a(d). The amounts are taken from Line 20a of Schedule B (Line 24 of Schedule F).



**STATE/LOCAL PARTY POLITICAL COMMITTEES**

**GLOSSARY OF TERMS**

**TABLE C (cont.)**

**STATE AND LOCAL - DEMOCRATIC:**

This category is composed of subnational Democratic party political committees which operate primarily in one state or locality.

The identification number which the Federal Election Commission has assigned to a committee (C . . . . .) is listed next to the committee's name. Also given is the ending coverage date of the most recent report containing 1977-1978 financial activity information which a committee has filed. If the committee has omitted the ending coverage date on its most recent report containing such information, an attempt has been made to supply the date based on evidence from the report. If no ending coverage date is printed next to the name of a committee, it means that for a variety of possible reasons the committee has not filed a report containing financial activity information.

**STATE AND LOCAL - REPUBLICAN:**

Non-national Republican party political committees whose activity occurs primarily within one state or locality are included in this grouping.

The printed identification number and ending coverage date have the same meanings as have been given immediately above.

\* \* \* \* \*

Categories which appear in subsequent party-related tables are defined in the GLOSSARY OF TERMS - NATIONAL PARTY POLITICAL COMMITTEES.

## GLOSSARY OF TERMS

### NON-PARTY POLITICAL COMMITTEES

Terms in this glossary are defined in the order in which they appear in the tables.

The line number and (where appropriate) the schedule letter of the July 1976 FEC Form 3 on which the receipts and disbursements information was reported are indicated. The line number and the schedule letter of the Revised January 1978 FEC Form 3 are given in parenthesis.

#### TABLE A

##### GROSS RECEIPTS:

This column includes all in-coming funds reported on Line 19 (Line 19).

##### TRANS IN NON-PARTY AFFIL (Transfers In from Non-Party Political Committees Which Are Affiliated):

"Transfers" are exchanges of funds between political committees. A political committee which receives funds from another political committee receives a "transfer in." Contributions received from individuals are characterized as individual contributions.

"Affiliated" committees are those committees which are established, financed, maintained, or controlled by the same corporation, labor organization, person, or group. The figures in this column are taken from Line 18a of Schedule A (Line 15a of Schedule A).

##### GROSS MINUS TI AFF (Gross Receipts Minus Transfers In from Affiliated Political Committees):

This column represents the difference between the gross receipts of a non-party political committee and the total transfers it has received from affiliated committees. Figures in this column more accurately depict the receipts situation, since gross receipts are frequently inflated due to transfers between affiliated committees.

##### REFUNDS, REBATES:

The receipts given in this column represent itemized refunds, rebates, or returns of disbursements to the listed political committee. These incoming monies include such things as refunds of deposits on office equipment. The amounts are as reported on Line 17a of Schedule A (Line 18a of Schedule A).

##### TRANS IN NON-PARTY NON-AFFIL (Transfers In from Non-Affiliated Non-Party Political Committees):

This column represents transfers to a non-party political committee from other non-party political committees which are not affiliated with the reporting committee. The source is Line 18b of Schedule A (Line 15b of Schedule A).

##### TOTAL PARTY TRANSFERS (Total Transfers In from Party Political Committees):

Figures in this column indicate the amount of transfers from party political committees. The amounts are from Line 18b of Schedule A (Line 15b of Schedule A).

##### IN-KIND CONTRIB REG COM (In-Kind Contributions from Registered Political Committees):

"In-kind contributions" are donations of services, goods, or property, e.g., the use of office space or equipment. They are valued at the ordinary market price and are reported on Line 18a or 18b of Schedule A (Line 15c of Schedule A). They are made by other political committees registered under the Federal Election Campaign Act.

##### UNREG COMMITT (Unregistered Committee):

Itemized transfers (either donations of money or in-kind contributions of services, goods, or property) from political organizations which are not registered under the Federal Election Campaign Act are included in this column. Line 18b of Schedule A (Line 15b or 15c of Schedule A) is the origin.

##### LOANS IN:

This column contains itemized loans received from individuals, candidates, other political committees, or from banks in the ordinary course of business. Line 16a of Schedule A (Line 17a of Schedule A) is the source.

##### REPAYMENTS:

These amounts represent itemized repayments from individuals, candidates, or other political committees for loans previously made by the listed political committee. The figures are taken from Line 16a of Schedule A (Line 17a of Schedule A).

## GLOSSARY OF TERMS

## NON-PARTY POLITICAL COMMITTEES

### TABLE A (cont.)

#### \$101 - \$499 CONTRIB:

The amounts are the sum of itemized contributions of \$101 to \$499 from individuals. The contributions may be either monies given directly to the committee or earmarked through another political committee or they may be in-kind contributions of services, goods, or property. (Contributions earmarked through the committee are not included.) The source is Line 15a of Schedule A (Line 14a of Schedule A).

#### \$500 AND UP CONTRIB:

The sum of the itemized contributions of \$500 and over from individuals is given in this column. Contributions include the same types of receipts described in \$101 - \$499 CONTRIB. The source is also the same.

#### GROSS DISBURSEMENTS:

This column includes all outgoing funds reported by a political committee on Line 25 - Total Expenditures (Line 25).

#### TRANS OUT NON-PARTY AFFIL (Transfers Out to Non-Party Political Committees Which Are Affiliated):

"Transfers" are exchanges of funds between political committees. A political committee which disburses funds to another political committee makes a "transfer out."

"Affiliated" committees are those committees which are established, financed, maintained, or controlled by the same corporation, labor organization, person, or group. The figures in this column are taken from Line 24a of Schedule B (Line 22a of Schedule B).

#### GROSS MINUS TO AFF (Gross Disbursements Minus Transfers Out to Affiliated Political Committees):

This column represents the difference between the gross disbursements of a non-party political committee and the total transfers it has made to affiliated committees. Figures in this column more accurately depict the disbursements situation, since gross disbursements are frequently inflated due to transfers between affiliated committees.

#### TRANS OUT NON-PARTY NON-AFFIL (Transfers Out to Non-Affiliated Non-Party Political Committees):

This column represents transfers to other non-party political committees which are not affiliated with the reporting committee. The source is Line 24b of Schedule B (Line 22b of Schedule B).

#### TOTAL PARTY TRANSFER (Total Transfers Out to Party Political Committees):

Figures here are transfers to party political committees. They are taken from Line 24b of Schedule B (Line 22b of Schedule B).

#### UNREG COMMITT (Unregistered Committee):

This information from the reports of non-party political committees is not entered into the computer system.

#### LOANS OUT:

Amounts here are itemized loans made TO individuals, candidates, or other political committees. They are taken from Line 22a of Schedule B (Line 21a of Schedule B).

#### REPAYMENTS:

The figures are itemized repayments made to individuals, candidates, other political committees, or to banks for loans previously made in the ordinary course of business. The amounts are as reported on Line 22a of Schedule B (Line 21a of Schedule B).

#### CONTRIB REFUNDS:

Itemized contribution refunds made to individuals, as reported by the political committee on Line 22a of Schedule B (Line 21a of Schedule B), are displayed in this column.

#### LATEST CASH-ON-HAND:

These amounts are a political committee's most recently reported 1978 "cash on hand." These balances are taken from Line 10 (Line 10).

#### 1/1/77 CASH-ON-HAND:

A political committee's "cash on hand" on January 1, 1977 (or its initial "cash on hand" if it registered subsequent to 1/1/77) is given in this column. This beginning cash balance is reported on Line 6 (Line 6).

#### DEBTS OWED TO:

This column represents the outstanding debts and obligations owed TO the listed political committee. The amounts are taken from Line 26 (Line 12) of the committee's latest report.

**GLOSSARY OF TERMS**

**NON-PARTY POLITICAL COMMITTEES**

**TABLE A (cont.)**

**DEBTS OWED BY:**

The outstanding debts and obligations owed BY the listed political committee are given in this column. The figures are from Line 27 (Line 13) of the committee's latest report.

**CONTRIBUTIONS TO CANDIDATES BY OFFICE AND PARTY:**

These ten columns represent contributions (donations of money or in-kind contributions of services, goods, or property) to candidates from the listed political committee. In the first nine columns the figures are broken down by office (President, Senate, House, Total), and by major party (Democratic and Republican) and all other (independent and minor) candidates. The tenth column gives the sum of the preceding nine. The amounts are as reported on Line 24b of Schedule B (Line 22b or 22c of Schedule B).

**TOTAL EXPENDITURES ON BEHALF OF CANDIDATES:**

Figures here represent expenditures on behalf of candidates made by a non-party political committee. The disbursements may be for honoraria or election recounts, or for independent expenditures (those made without consultation with the candidates). Line 24b of Schedule B or Line 21 of Schedule E (Line 22b or 22c of Schedule B or Line 23 of Schedule E) are the sources for the amounts.

**CORPORATION:**

All non-party political committees which have identified themselves as being connected with a corporate entity are included in this group.

**LABOR ORGANIZATION:**

This category is composed of all non-party political committees which have indicated a connection with a labor organization.

**NO CONNECTED ORGANIZATION (NON-441b):**

With the exception of those in the health-related field which are included in the next category, all non-party political committees which have not reported a connected organization are placed in this class.

**TRADE/MEMBERSHIP/HEALTH:**

This grouping includes non-party political committees which have stated a connection with a trade association or membership organization and political committees in the health-related field.

**COOPERATIVE:**

Included here are non-party political committees which report that they are connected with a cooperative.

**CORPORATION WITHOUT STOCK:**

The reporting of a connection with a corporation without capital stock qualifies a non-party political committee for inclusion in this category.

The identification number which the Federal Election Commission has assigned to a committee (C . . . . .) is listed next to the committee's name. Also given is the ending coverage date of the most recent report containing 1977-78 financial activity information which a committee has filed. If the committee has omitted the ending coverage date on its most recent report containing such information, an attempt has been made to supply the date based on evidence from the report. If no ending coverage date is printed next to the name of a committee, it means that for a variety of possible reasons the committee has not filed a report containing financial activity information.

\* \* \* \* \*

**TABLE B**

**GROSS RECPT MINUS TRANS IN AFF (Gross Receipts Minus Transfers In from Affiliated Political Committees):**

This column represents the difference between the gross receipts of a non-party political committee and the total transfers it has received from affiliated committees. Figures in this column more accurately depict the receipts situation, since gross receipts are frequently inflated due to transfers between affiliated committees.

**NON-PARTY POLITICAL COMMITTEES**

**GLOSSARY OF TERMS**

**TABLE B (cont.)**

**GROSS DISB MINUS TRANS OUT AFF** (Gross Disbursements Minus Transfers Out to Affiliated Political Committees):

This column represents the difference between the gross disbursements of a non-party political committee and the total transfers it has made to affiliated committees. Figures in this column more accurately depict the disbursements situation, since gross disbursements are frequently inflated due to transfers between affiliated committees.

**LATEST CASH-ON-HAND:**

These amounts are a political committee's most recently reported 1978 "cash on hand." These balances are taken from Line 10 (Line 10).

**DEBTS OWED TO:**

This column represents the outstanding debts and obligations owed TO the listed political committee. The amounts are taken from Line 26 (Line 12) of the committee's latest report.

**DEBTS OWED BY:**

The outstanding debts and obligations owed BY the listed political committee are given in this column. The figures are from Line 27 (Line 13) of the committee's latest report.

**CONTRIB TO CANDIDATES:**

This column represents contributions (donations of money or in-kind contributions of services, goods, or property) to candidates from the listed political committee. The amounts are as reported on Line 24b of Schedule B (Line 22b or 22c of Schedule B).

**EXPEND ON BEHALF OF CANDIDATES:**

Figures here represent expenditures on behalf of candidates made by a non-party political committee. The disbursements may be for honoraria or election recounts, or for independent expenditures (those made without consultation with the candidates). Line 24b of Schedule B or Line 21 of Schedule E (Line 22b or 22c of Schedule B or Line 23 of Schedule E) are the sources for the amounts.

**NUMBER OF COMMITTEES:**

The figures in this column show the number of committees in each of the groups.

**NON-PARTY COMMITTEE GROUPS:**

The meanings of the terms "CORPORATION," etc. have been defined above.

\* \* \* \* \*

**TABLE C**

**CANDIDATES' PARTY:**

Within each of the candidates' party columns (Democratic, Republican, Other, Totals) the "number" portion shows the number of instances where a committee in the group (e.g., those connected with a corporate entity) has contributed to a candidate. (Multiple contributions by a committee to the same candidate are summarized and counted as one instance.) The "dollars" segment of the columns gives the total amount contributed to the candidates identified with the listed political party. The "per cent" portion indicates what proportion of all contributions to candidates made by a non-party group went to candidates affiliated with the listed political party.

**COMMIT MAKING CONTRIB:**

The information in the first column indicates the number of committees in a group which have made contributions to candidates. The figures in the percentage column show what per cent of all committees in a group (e.g., all those registered committees connected with corporate entities) have made candidate contributions.

**NON-PARTY COMMITTEE GROUPS:**

The meanings of the terms "CORPORATION," etc. have been defined above.

\* \* \* \* \*

**TABLE D**

**INCUMBENT:**

Incumbent candidates are those who have held the Presidential office on or after 1/21/77 or a Congressional office at any time during the 95th Congress.

With respect to the six special elections in 1977 and 1978 for vacant House seats, contributions to a candidate in such an election appear in the open-seat category. However, post-election contributions to the winner of a special election appear in the incumbent column.

**GLOSSARY OF TERMS**

**NON-PARTY POLITICAL COMMITTEES**

**TABLE D (cont.)**

**CHALLENGER – OTHER:**

All candidates who are not incumbent or open-seat candidates are included in this category. These candidates may be, for example, 1978 challengers of Congressional incumbents or they may be unsuccessful 1976 or potential 1980 Presidential aspirants.

**OPEN-SEAT:**

Open-seat candidates are those seeking election during 1977 or 1978 to seats where an incumbent is not seeking re-election.

**PARTY:**

Within each of the candidates' party columns (Democratic, Republican, Other, Subtotal) the "number" segment indicates the number of instances where a committee in the group (e.g., those connected with a corporate entity) has contributed to a candidate with a particular party/candidate status combination. (Multiple contributions by a committee to the same candidate are summarized and counted as one instance.) The total dollar amount given to such candidates is shown next and labelled "dollars." The "per cent" portion gives the proportion of all contributions to candidates made by a non-party group which went to candidates of a particular party/candidate status combination.

**NON-PARTY COMMITTEE GROUPS:**

The meanings of the terms "CORPORATION," etc. have been defined above.

**TABLE E**

**CONTRIBUTION AMOUNT:**

The "number" portion of the contribution amount columns shows the number of instances where a committee in the group (e.g., those connected with a corporate entity) has contributed to a candidate. (Multiple contributions by a committee to the same candidate are summarized and counted as one instance.) The "dollars" portion of the columns gives the total amount contributed to one or more candidates. The "per cent" segment of the columns is the proportion which the dollars in a category (e.g., \$1 to \$99) constitute of all contributions made to candidates by a group of political committees.

**COMMITTEES:**

The figures given here show the number of committees in a group which have made contributions to candidates.

**NON-PARTY COMMITTEE GROUPS:**

The meanings of the terms "CORPORATION," etc. have been defined above.

\* \* \* \* \*

**TABLE F**

**RECEIPT AMOUNT:**

The "number" portion of the gross receipts columns shows the number of non-party political committees in a group (e.g., those connected with corporate entities) which have reported gross receipts in the dollar range of the particular column (e.g., \$1 - \$9,999). The "dollars" portion of the columns gives the total amount of gross receipts of the committees which fall into the particular dollar range. The "per cent" segment of the columns is the proportion which the total dollars in a particular dollar range constitute of all gross receipts received by all committees in a group.

**NON-PARTY COMMITTEE GROUPS:**

The meanings of the terms "CORPORATION," etc. have been defined above.

\* \* \* \* \*

**TABLE G**

**CONTRIBUTION AMOUNT:**

The "number" portion of the contribution amount columns shows the number of instances where a committee in the group which has reported gross receipts in a particular dollar range has contributed to a candidate. (Multiple contributions by a committee to the same candidate are summarized and counted as one instance.) The "dollars" portion of the columns gives the total amount contributed to one or more candidates. The "per cent" segment of the columns is the proportion which the dollars in a category (e.g., \$1 to \$99) constitute of all contributions made to candidates by political committees in a particular gross receipts dollar range.

**COMMITTEES:**

The figures given here show the number of committees in a particular gross receipts dollar range which have made contributions to candidates.

**NON-PARTY POLITICAL COMMITTEES**

**GLOSSARY OF TERMS**

**TABLE G (cont.)**

**GROSS RECEIPTS CLASSES:**

A political committee is placed in one of the seven gross receipts classes based on its total reported gross receipts.

\* \* \* \* \*

**TABLE H**

**CASH-ON-HAND AMOUNT:**

The "number" portion of the latest 1978 "cash on hand" columns shows the number of non-party political committees in a group (e.g., those connected with corporate entities) which have reported latest 1978 "cash on hand" in the dollar range of the particular column (e.g., \$1 - \$999). The "dollars" portion of the columns gives the total amount of latest 1978 "cash on hand" of the committees which fall into the particular dollar range. The "per cent" segment of the columns is the proportion which the total dollars in a particular dollar range constitute of all the latest 1978 "cash on hand" reported by all committees in a group.

**NON-PARTY COMMITTEE GROUPS:**

The meanings of the terms "CORPORATION," etc. have been defined above.

\* \* \* \* \*

**TABLE I**

**CONTRIBUTION AMOUNT:**

The "number" portion of the contribution amount columns shows the number of instances where a committee in a group which has reported latest 1978 "cash on hand" in a particular dollar range has contributed to a candidate. (Multiple contributions by a committee to the same candidate are summarized and counted as one instance.) The "dollars" portion of the columns gives the total amount contributed to one or more candidates. The "per cent" segment of the columns is the proportion which the dollars in a category (e.g., \$1 to \$99) constitute of all contributions made to candidates by political committees in a particular latest 1978 "cash on hand" dollar range.

**COMMITTEES:**

The figures given here show the number of committees in a particular latest 1978 "cash on hand" dollar range which have made contributions to candidates.

**LATEST CASH-ON-HAND CLASSES:**

A political committee is placed in one of the seven latest 1978 "cash on hand" classes based on its latest reported "cash on hand."

\* \* \* \* \*

**TABLE J**

**CANDIDATES' PARTY:**

Within each of the candidates' party columns (Democratic, Republican, Other, Totals) the "number" portion shows the number of instances where a committee in the group (e.g., those connected with a corporate entity) has made expenditures on behalf of a candidate, including disbursements for honoraria or election recounts as well as independent expenditures. (Multiple expenditures on behalf of the same candidate by a committee are summarized and counted as one instance.) The "dollars" segment of the columns gives the total amount expended on behalf of the candidates identified with the listed political party. The "per cent" portion indicates what proportion of all expenditures on behalf of candidates made by a non-party group were made for candidates affiliated with the listed political party.

**COMMIT MAKING EXPEND:**

The information in the first column indicates the number of committees in a group which have made expenditures on behalf of candidates. The figures in the percentage column show what per cent of all committees in a group (e.g., all those registered committees connected with corporate entities) have made expenditures on behalf of candidates.

**NON-PARTY COMMITTEE GROUPS:**

The meanings of the terms "CORPORATION," etc. have been defined above.

\* \* \* \* \*

**TABLE K**

**INCUMBENT:**

Incumbent candidates are those who have held the Presidential office on or after 1/21/77 or a Congressional office at any time during the 95th Congress.

## GLOSSARY OF TERMS

## TABLE K (cont.)

With respect to the six special elections in 1977 and 1978 for vacant House seats, contributions to a candidate in such an election appear in the open-seat category. However, post-election contributions to the winner of a special election appear in the incumbent column.

**CHALLENGER – OTHER:**

All candidates who are not incumbent or open-seat candidates are included in this category. These candidates may be, for example, 1978 challengers of Congressional incumbents or they may be unsuccessful 1976 or potential 1980 Presidential aspirants.

**OPEN-SEAT:**

Open-seat candidates are those seeking election during 1977 or 1978 to seats where an incumbent is not seeking re-election.

**PARTY:**

Within each of the candidates' party columns (Democratic, Republican, Other, Subtotal) the "number" segment indicates the number of instances where a committee in the group (e.g., those connected with a corporate entity) has made expenditures on behalf of a candidate with a particular party/candidate status, including disbursements for honoraria or election recounts as well as independent expenditures. (Multiple expenditures on behalf of the same candidate by a committee are summarized and counted as one instance.) The total dollar amount expended on behalf of such candidates is shown next and labelled "dollars." The "per cent" portion gives the proportion of all expenditures on behalf of candidates made by a non-party group which were made for candidates of a particular party/candidate status.

**NON-PARTY COMMITTEE GROUPS:**

The meanings of the terms "CORPORATION," etc. have been defined above.

\* \* \* \* \*



**III**

**SELECTED FINANCIAL ACTIVITY AND ASSISTANCE TO CANDIDATES,  
DEMOCRATIC AND REPUBLICAN NATIONAL, STATE AND LOCAL  
POLITICAL COMMITTEES**

## INTRODUCTION

The TABLES in this section are designed to show selected information for the Democratic and Republican national political committees, for Presidential convention committees, and for all state and local major party committees by totals. Also provided, at the end of the listings of state and local committees, is information for major party committees formed by Americans in foreign countries. The GLOSSARIES OF TERMS for national and for state and local committees provide detailed definitions of concepts and should be used in conjunction with the TABLES.

TABLE A, "SELECTED FINANCIAL ACTIVITY OF DEMOCRATIC AND REPUBLICAN NATIONAL POLITICAL COMMITTEES AND THEIR ASSISTANCE TO CANDIDATES BY OFFICE AND PARTY," displays receipt, disbursement, and debt information. Gross receipts and gross disbursements, which are shown first in their respective places, are not necessarily accurate reflections of the "real" money that is available for political campaign financing. These figures are frequently inflated, due in large part to the fact that these sums include receipts from affiliated committees. Since affiliated committees are subject to one contribution limit (2 U.S.C. §441a), these receipts should be treated as though they were internal transfers so that the same dollar is not counted twice as a receipt. Therefore, all such transfers are given in the next column of the TABLE. These transfers are then subtracted from gross receipts (or gross disbursements) in order to produce an adjusted figure in the third column (either "GROSS MINUS TRANSFERS" or "GROSS MINUS TO AFF"). It is these two columns which most accurately depict receipts and disbursements. For additional information, see page 10 NATIONAL -- DEMOCRATIC and page 10 NATIONAL -- REPUBLICAN.

A further note should be added about six Republican national committees. The Republican National Committee-Contributions, the National Republican Senatorial Committee-Contributions, and the National Republican Congressional Committee-Contributions receive contributions and transfer them to the respective Expenditures committees. Because the three Contributions committees report quarterly while the three Expenditures file monthly, the "GROSS MINUS TRANSFERS" and "GROSS MINUS TO AFF" figures for the six committees may contain a lag.

The remaining information in this TABLE on specific types of receipts and disbursements provides a partial picture of a political committee's exact income and spending. As was noted in the DESCRIPTION OF STUDY where the omitted information was enumerated, the selected receipts and disbursements do not add up to the gross receipts and disbursements. A suggestion is offered for arriving at a more exact picture of the cash disbursements which a committee has made: since a committee receiving a free in-kind contribution of services, goods, or property reports it both as a receipt and as if it has been paid for, the amount given in the "IN-KIND CONTRIBUTIONS" receipts column may be subtracted from the "GROSS DISBURSEMENTS" figure to arrive at a more precise sense of the cash actually dispensed.

TABLE A next provides a committee's "cash on hand" and debts figures. Amounts of its assistance to candidates by Federal office and party, which are shown after "cash on hand" and debts, indicate its candidate activity.

TABLE B, "SELECTED FINANCIAL ACTIVITY OF DEMOCRATIC AND REPUBLICAN PRESIDENTIAL CONVENTION POLITICAL COMMITTEES AND THEIR ASSISTANCE TO CANDIDATES BY OFFICE AND PARTY," presents for publicly and privately financed Presidential convention committees identical information to that given for national committees in TABLE A.

TABLE C, "STATE TOTALS OF SELECTED FINANCIAL ACTIVITY OF DEMOCRATIC AND REPUBLICAN STATE AND LOCAL POLITICAL COMMITTEES AND THEIR ASSISTANCE TO CANDIDATES BY OFFICE AND PARTY," is identical in design to TABLE A except in two respects. Unlike TABLE A where each of the national committees is listed, TABLE C shows all the state and local party committees in a state grouped together. And the method used to convey an accurate picture of the "real" money available for campaign financing is modified here to adjust for transfers between committees within the same state. The results of the adjustment are labeled "GROSS MINUS TRANSFERS" and "GROSS MINUS TO PSS."

TABLE D, "SUMMARY INFORMATION ON THE FINANCIAL ACTIVITY AND ASSISTANCE TO CANDIDATES OF DEMOCRATIC AND REPUBLICAN NATIONAL, PRESIDENTIAL CONVENTION, AND STATE/LOCAL POLITICAL COMMITTEES," summarizes in one place information which is contained on various pages of TABLES A, B, and C. It displays data on adjusted receipts and disbursements, latest "cash on hand," debts, and assistance to candidates. Also given is the number of committees in each of the groups.

TABLE E, "CONTRIBUTIONS TO CANDIDATES FROM DEMOCRATIC AND REPUBLICAN NATIONAL, AND STATE/LOCAL POLITICAL COMMITTEES BY OFFICE AND INCUMBENT/CHALLENGER-OTHER/OPEN-SEAT CANDIDATE STATUS," shows contributions to incumbent versus other candidates for various Federal offices from different kinds of party committees, e.g., do state/local committees contribute to incumbent House members while national committees support open-seat Senate candidates.

TABLE F, "CONTRIBUTIONS TO CANDIDATES FROM DEMOCRATIC AND REPUBLICAN NATIONAL, AND STATE/LOCAL POLITICAL COMMITTEES BY CONTRIBUTION AMOUNT," continues the presentation of information on contributions to candidates. The TABLE displays relationships between types of committees and the size of contribution which they made to candidates, e.g., do national committees make larger contributions than state and local groups. In addition, the percentage of committees in a group which have participated in this campaign financing activity is given.

TABLE G, "GROSS RECEIPTS OF DEMOCRATIC AND REPUBLICAN POLITICAL COMMITTEES (NATIONAL AND PRESIDENTIAL CONVENTION/STATE/LOCAL TOTALS) BY RECEIPT AMOUNT," serves two purposes. It displays the distribution of national and Presidential convention/state/local committees into different gross receipts classes, and it provides the basis for TABLE H. It summarizes information from TABLES A, B, and C and shows whether national or Presidential convention/state/local groups tend to have committees which receive larger inflows of funds.

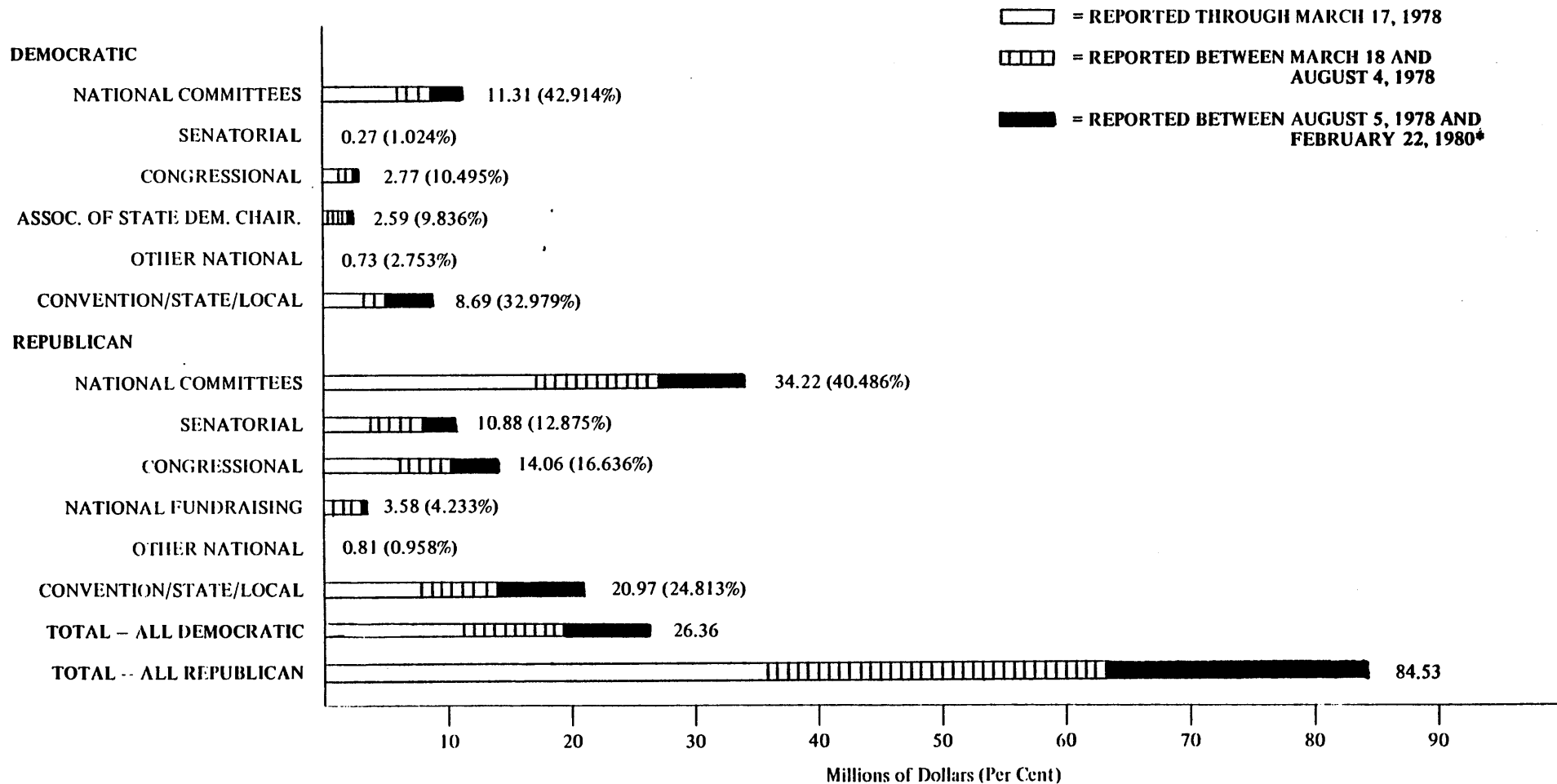
TABLE H, "CONTRIBUTIONS TO CANDIDATES FROM SEVEN GROSS RECEIPT CLASSES OF DEMOCRATIC AND REPUBLICAN POLITICAL COMMITTEES (NATIONAL/STATE/LOCAL TOTALS) BY CONTRIBUTION AMOUNT," sets out the relationship between the size of a committee's gross receipts and the number and size of its contributions to candidates, e.g., does a committee with gross receipts of \$82,000 make many contributions of moderate size while one with income of \$7,000 makes a small number of large contributions.

TABLE I, "LATEST CASH-ON-HAND OF DEMOCRATIC AND REPUBLICAN POLITICAL COMMITTEES (NATIONAL AND PRESIDENTIAL CONVENTION/STATE/LOCAL TOTALS) BY CASH-ON-HAND AMOUNT," like TABLE G, serves two purposes. It presents the distribution of national and Presidential convention/state/local committees into different latest 1978 "cash on hand" classes, and it provides the basis for TABLE J. It summarizes information from TABLES A, B, and C and shows whether national or Presidential convention/state/local groups tend to have committees which report larger latest 1978 "cash on hand" amounts.

TABLE J, "CONTRIBUTIONS TO CANDIDATES FROM SEVEN LATEST CASH-ON-HAND CLASSES OF DEMOCRATIC AND REPUBLICAN POLITICAL COMMITTEES (NATIONAL/STATE/LOCAL TOTALS) BY CONTRIBUTION AMOUNT," displays the relationship between the size of a committee's latest 1978 "cash on hand" and the number and size of its contributions to candidates, e.g., does a committee with latest 1978 "cash on hand" of \$103,000 make many contributions of moderate size while one with latest 1978 "cash on hand" of \$2,500 makes a small number of large contributions.

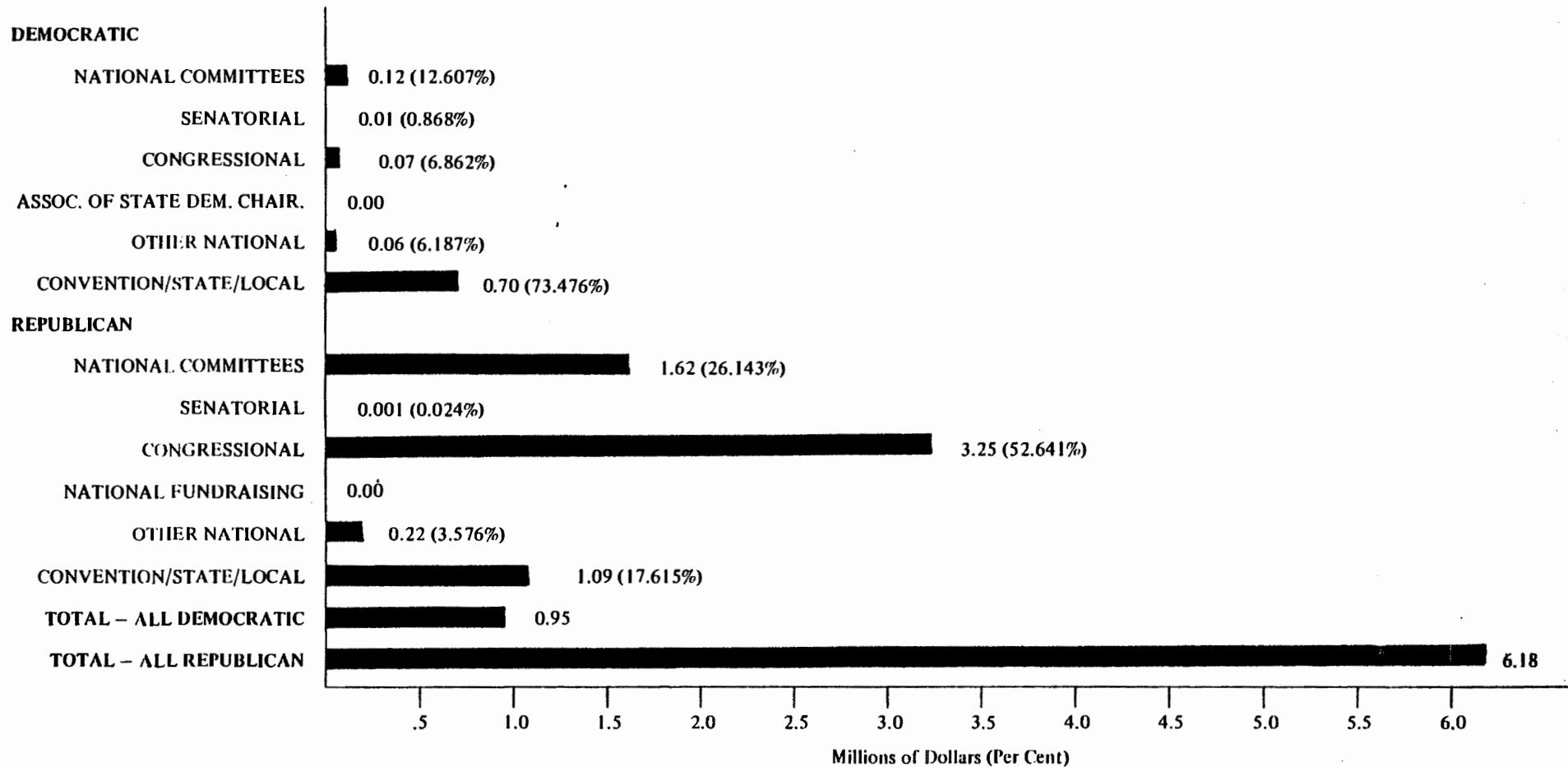
TABLE K, "EXPENDITURES ON BEHALF OF CANDIDATES FROM DEMOCRATIC AND REPUBLICAN NATIONAL, AND STATE/LOCAL POLITICAL COMMITTEES BY OFFICE AND INCUMBENT/CHALLENGER-OTHER/OPEN-SEAT CANDIDATE STATUS," shows expenditures on behalf of incumbent versus other candidates for various Federal offices from different kinds of party committees, e.g., do state/local committees make expenditures on behalf of incumbent House members while national committees support open-seat Senate candidates.

Analytic graphs which are self-explanatory follow. The information in them is taken from the TABLES.



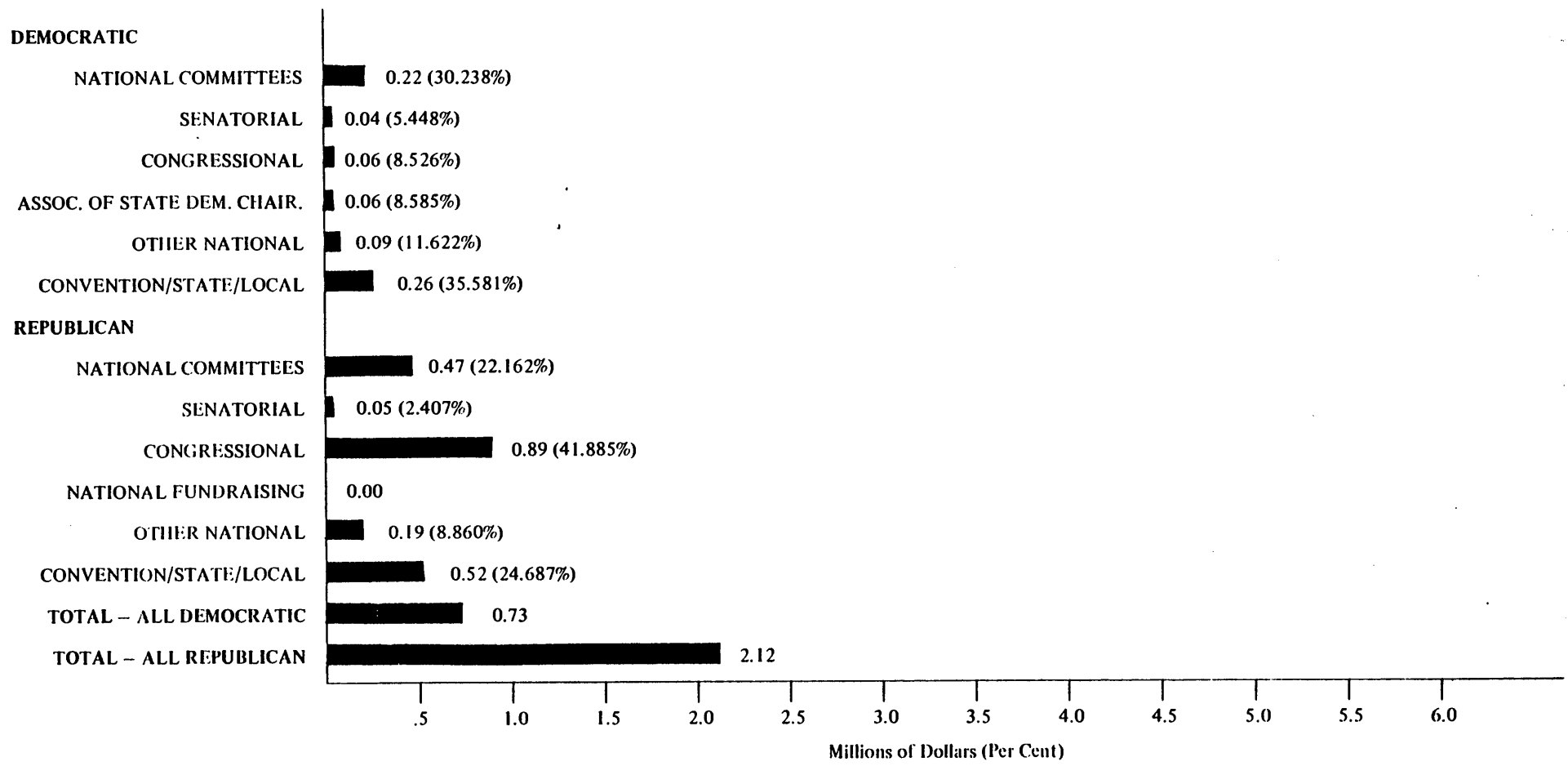
1977-78 GROSS RECEIPTS OF CATEGORIES OF DEMOCRATIC AND REPUBLICAN POLITICAL COMMITTEES MINUS TRANSFERS IN FROM AFFILIATED NATIONAL COMMITTEES OR INTRA-STATE AND LOCAL COMMITTEES REPORTED THROUGH MARCH 17, 1978, BETWEEN MARCH 18 AND AUGUST 4, 1978, AND BETWEEN AUGUST 5, 1978 AND FEBRUARY 22, 1980\*

\*For a more detailed description of the completeness of the information entered into the computer system by February 22, 1980, see I -- DESCRIPTION OF STUDY, p. 6.

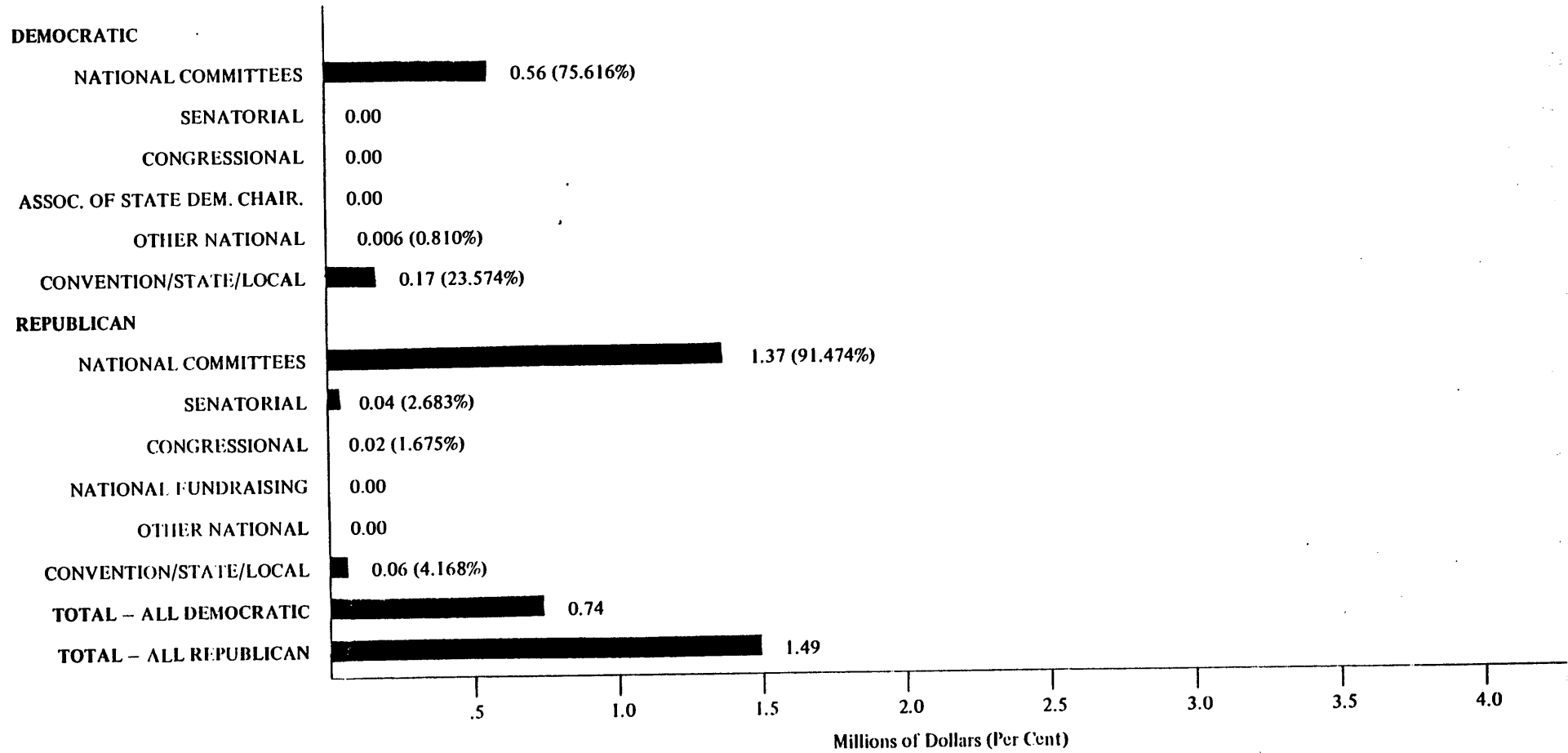


**CASH ON HAND 1/1/77\* REPORTED BY CATEGORIES OF DEMOCRATIC AND REPUBLICAN POLITICAL COMMITTEES**

\* or Initial Cash on Hand if a Committee Registered Subsequent to 1/1/77.




LATEST CASH ON HAND REPORTED BY CATEGORIES OF DEMOCRATIC AND REPUBLICAN POLITICAL COMMITTEES




LATEST REPORTED DEBTS OWED TO CATEGORIES OF DEMOCRATIC AND REPUBLICAN POLITICAL COMMITTEES

**DEMOCRATIC**



**REPUBLICAN**



.5 1.0 1.5 2.0 2.5 3.0 3.5 4.0

Millions of Dollars (Per Cent)

**LATEST REPORTED DEBTS OWED BY CATEGORIES OF DEMOCRATIC AND REPUBLICAN POLITICAL COMMITTEES**



TABLE A  
-----

SELECTED FINANCIAL ACTIVITY OF POLITICAL COMMITTEES  
AND THEIR ASSISTANCE TO CANDIDATES BY OFFICE AND PARTY

NATIONAL DEMOCRATIC

1) C00055137 CAMPAIGN VICTORY FUND-DNC	3/31/77
2) C00014076 DEMOCRATIC FINANCE COMMITTEE	9/30/78
3) C00002758 DEMOCRATIC NATIONAL COMMITTEE	9/30/78
4) C00079749 DEMOCRATIC NATIONAL COMMITTEE - TRAVEL ESCROW ACCOUNT	12/31/78
5) C00071910 DEMOCRATS ABROAD (BELGIUM)	12/31/78
6) C00074443 DEMOCRATS ABROAD (FRANCE)	12/31/77
7) C00073924 DEMOCRATS ABROAD/SWITZERLAND	
8) C00073783 DEMOCRATS ABROAD/UNITED KINGDOM	9/22/77
9) C00010603 DNC SERVICES CORPORATION/DEMOCRATIC NATIONAL COMMITTEE	12/31/78
** SUB TOTAL	12/31/78
10) C00042366 DEMOCRATIC SENATORIAL CAMPAIGN COMMITTEE *	
** SUB TOTAL	12/31/78
11) C00000935 DEMOCRATIC CONGRESSIONAL CAMPAIGN COMMITTEE *	12/31/78
12) C00000182 DEMOCRATIC CONGRESSIONAL DINNER COMMITTEE	12/31/78
13) C00012922 DEMOCRATIC CONGRESSIONAL FINANCE COMMITTEE	3/31/77
14) C00080572 DEMOCRATIC HOUSE & SENATE COUNCIL	12/31/78
15) C00001230 DEMOCRATIC NATIONAL CONGRESSIONAL COMMITTEE *	1/31/78
** SUB TOTAL	
16) C00073791 ASSOCIATION OF STATE DEMOCRATIC CHAIRPERSONS (DOLLARS FOR DEMOCRATS-CONSOLIDATED REP	12/31/78
** SUB TOTAL	
17) C00042382 DEMOCRATIC STUDY GROUP CAMPAIGN FUND *	12/31/78

RECEIPTS

LINE NUMBER	GROSS RECEIPTS	TRANS IN PARTY AFFIL	GROSS MINUS TI AFF	REFUNDS REBATES	TRANS IN PARTY NON-AFFIL	CORPORATION	LABOR	NON-CONNECT	TRADE MEMBER HEALTH	COOPERATIVE	COMP. W/O STOCK	TOTAL NON-PARTY TRANSFER	IN-KIND CONTRIB REG COM	UNNEG COMMITT	LOANS IN	REPAY MENTS	\$101 - \$499 CONTRIB	\$500 & UP CONTRIB
1)	3330	0	3330	0	0	0	0	0	0	0	0	0	0	0	0	0	0	2500
2)	5476441	0	5476441	0	4250	274292	166810	5000	66176	71042	1400	584720	0	24925	0	0	194789	4588775
3)	4899735	477275	4422460	16439	3485	7878	18130	0	8185	140	400	34733	0	6170	629998	0	99711	78246
4)	278543	53266	225277	121988	1627	0	0	0	0	0	0	0	0	14382	0	0	0	0
5)	3786	0	3786	0	0	0	0	0	0	0	0	0	0	0	0	0	631	0
6)	983	0	983	0	0	0	0	0	0	0	0	0	0	0	0	0	0	0
7)	0	0	0	0	0	0	0	0	0	0	0	0	0	0	0	0	0	0
8)	4195	2000	2195	0	0	0	0	0	0	0	0	0	0	1123	0	0	0	0
9)	8983410	7803874	1179536	43598	1789	23989	74000	23250	14500	0	0	135739	0	29640	0	5626	26609	269340
**	19650423	8336415	11314008	182025	11151	306159	258940	28250	88861	71182	1800	755192	0	76240	629998	5626	321740	4938861
10)	925363	655382	269981	4411	11556	9200	20500	0	71050	0	0	100750	0	1000	7000	0	2172	116000
**	925363	655382	269981	4411	11556	9200	20500	0	71050	0	0	100750	0	1000	7000	0	2172	116000
11)	1017389	696594	320795	215	2750	6550	1325	0	38500	0	0	46375	1813	326	0	0	18426	84137
12)	2141483	6023	2135460	0	4300	167750	226100	12450	204300	58000	3500	672100	0	10325	0	0	46050	1238720
13)	4	0	4	0	0	0	0	0	0	0	0	0	0	0	0	0	0	0
14)	281539	0	281539	360	70	2950	5100	1900	9200	0	0	19150	0	0	0	0	121892	118425
15)	311665	282500	29165	150	0	0	0	0	26500	0	0	26500	0	0	0	0	700	0
**	3752080	985117	2766963	725	7120	177250	232525	14350	278500	58000	3500	764125	1813	10651	0	0	187068	1441282
16)	2593134	0	2593134	0	57000	0	0	0	0	0	0	0	0	15000	73000	0	750	0
**	2593134	0	2593134	0	57000	0	0	0	0	0	0	0	0	15000	73000	0	750	0
17)	218367	0	218367	0	70	8500	34550	0	8500	3000	600	55150	0	1757	0	0	25040	7500

TABLE A  
-----

SELECTED FINANCIAL ACTIVITY OF POLITICAL COMMITTEES  
AND THEIR ASSISTANCE TO CANDIDATES BY OFFICE AND PARTY

NATIONAL DEMOCRATIC

1) C00055137 CAMPAIGN VICTORY FUND-DNC	3/31/77
2) C00014076 DEMOCRATIC FINANCE COMMITTEE	9/30/78
3) C00002758 DEMOCRATIC NATIONAL COMMITTEE	9/30/78
4) C00079749 DEMOCRATIC NATIONAL COMMITTEE - TRAVEL ESCROW ACCOUNT	12/31/78
5) C00071910 DEMOCRATS ABROAD (BELGIUM)	12/31/78
6) C00074443 DEMOCRATS ABROAD (FRANCE)	12/31/77
7) C00073924 DEMOCRATS ABROAD/SWITZERLAND	
8) C00073783 DEMOCRATS ABROAD/UNITED KINGDOM	9/22/77
9) C00010603 DNC SERVICES CORPORATION/DEMOCRATIC NATIONAL COMMITTEE	12/31/78
** SUB TOTAL	
10) C00042366 DEMOCRATIC SENATORIAL CAMPAIGN COMMITTEE *	12/31/78
** SUB TOTAL	
11) C00000935 DEMOCRATIC CONGRESSIONAL CAMPAIGN COMMITTEE *	12/31/78
12) C00000182 DEMOCRATIC CONGRESSIONAL DINNER COMMITTEE	12/31/78
13) C00012922 DEMOCRATIC CONGRESSIONAL FINANCE COMMITTEE	3/31/77
14) C00080572 DEMOCRATIC HOUSE & SENATE COUNCIL	12/31/78
15) C00001230 DEMOCRATIC NATIONAL CONGRESSIONAL COMMITTEE *	1/31/78
** SUB TOTAL	
16) C00073791 ASSOCIATION OF STATE DEMOCRATIC CHAIRPERSONS (DOLLARS FOR DEMOCRATS-CONSOLIDATED REP	12/31/78
** SUB TOTAL	
17) C00042382 DEMOCRATIC STUDY GROUP CAMPAIGN FUND *	12/31/78

DISBURSEMENTS

CASH - ON - HAND AND DEBTS

LINE NUMBER	GROSS DISBURSEMENTS	TRANS OUT PARTY AFFIL	GROSS MINUS TO AFF	TRANS OUT PARTY NON-AFFIL	TOTAL NON-PARTY TRANSFER	UNREQ COMMITT	LOANS OUT	REPAY MENTS	CONTRIB REFUNDS	LATEST CASH-ON-HAND	1/1/77 CASH-ON-HAND	DEBTS OWED TO	DEBTS OWED BY
1)	7308	2308	5000	0	0	0	0	0	0	0	3978	0	0
2)	5496750	5238869	257881	0	0	0	0	0	1750	0	20349	0	0
3)	4933174	2732143	2201031	5000	0	18013	0	510228	140	0	33438	0	0
4)	266495	28456	238039	0	0	0	0	0	0	12046	0	202317	227729
5)	3813	0	3813	0	0	350	0	0	0	1209	706	0	0
6)	1677	0	1677	0	0	0	0	0	0	0	998	0	0
7)	0	0	0	0	0	0	0	0	0	0	0	0	0
8)	4045	0	4045	0	0	0	0	0	0	0	633	1090	1200
9)	8835522	91369	8744153	91943	250	70800	0	0	0	208092	60204	356225	2074155
**	19548784	8093145	11455639	96943	250	89163	0	510228	1890	221347	120306	559632	2303084
10)	893773	0	893773	0	0	0	0	97000	0	39877	8285	0	0
**	893773	0	893773	0	0	0	0	97000	0	39877	8285	0	0
11)	1003878	13000	990878	2629	0	359	0	0	0	31713	18202	0	0
12)	2140157	1442574	697583	100	21000	0	0	0	500	20551	19248	0	0
13)	956	96	860	0	0	0	0	0	0	0	952	0	0
14)	271390	6507	264883	200	0	2438	0	0	950	10147	0	0	0
15)	338739	174782	163957	0	0	0	0	0	0	0	27076	0	0
**	3755120	1636959	2118161	2929	21000	2797	0	0	1450	62411	65478	0	0
16)	2530290	0	2530290	306232	0	709500	0	120483	0	62843	0	0	4166
**	2530290	0	2530290	306232	0	709500	0	120483	0	62843	0	0	4166
17)	221660	0	221660	0	0	7284	0	0	0	14419	17716	5995	0

TABLE A  
-----

SELECTED FINANCIAL ACTIVITY OF POLITICAL COMMITTEES  
AND THEIR ASSISTANCE TO CANDIDATES BY OFFICE AND PARTY

NATIONAL DEMOCRATIC

1) C00055137 CAMPAIGN VICTORY FUND-DNC	3/31/77
2) C00014076 DEMOCRATIC FINANCE COMMITTEE	9/30/78
3) C00002758 DEMOCRATIC NATIONAL COMMITTEE	9/30/78
4) C00079749 DEMOCRATIC NATIONAL COMMITTEE - TRAVEL ESCROW ACCOUNT	12/31/78
5) C00071910 DEMOCRATS ABRROAD (BELGIUM)	12/31/78
6) C00074443 DEMOCRATS ABRROAD (FRANCE)	12/31/77
7) C00073924 DEMOCRATS ABRROAD/SWITZERLAND	
8) C00073783 DEMOCRATS ABRROAD/UNITED KINGDOM	9/22/77
9) C00010603 DNC SERVICES CORPORATION/DEMOCRATIC NATIONAL COMMITTEE	12/31/78
** SUB TOTAL	
10) C00042366 DEMOCRATIC SENATORIAL CAMPAIGN COMMITTEE *	12/31/78
** SUB TOTAL	
11) C00000935 DEMOCRATIC CONGRESSIONAL CAMPAIGN COMMITTEE *	12/31/78
12) C00000182 DEMOCRATIC CONGRESSIONAL DINNER COMMITTEE	12/31/78
13) C00012922 DEMOCRATIC CONGRESSIONAL FINANCE COMMITTEE	3/31/77
14) C00080572 DEMOCRATIC HOUSE & SENATE COUNCIL	12/31/78
15) C00001230 DEMOCRATIC NATIONAL CONGRESSIONAL COMMITTEE *	1/31/78
** SUB TOTAL	
16) C00073791 ASSOCIATION OF STATE DEMOCRATIC CHAIRPERSONS (DOLLARS FOR DEMOCRATS-CONSOLIDATED HEP	12/31/78
** SUB TOTAL	
17) C00042382 DEMOCRATIC STUDY GROUP CAMPAIGN FUND *	12/31/78

CONTRIBUTIONS TO CANDIDATES BY OFFICE AND PARTY AND TOTAL EXPENDITURES ON BEHALF OF CANDIDATES

LINE NUMBER	DEM	PRESIDENT REP	OTHER	DEM	SENATE REP	OTHER	DEM	HOUSE REP	OTHER	TOT. CONTR TO CANDID.	TOT. EXPEN ON CANDID.
1)	0	0	0	0	0	0	0	0	0	0	0
2)	0	0	0	0	0	0	0	0	0	0	0
3)	0	0	0	0	0	0	24050	0	0	24050	0
4)	0	0	0	0	0	0	0	0	0	0	0
5)	0	0	0	500	0	0	250	0	0	750	0
6)	0	0	0	0	0	0	0	0	0	0	0
7)	0	0	0	0	0	0	0	0	0	0	0
8)	0	0	0	0	0	0	0	0	0	0	0
9)	8246	0	0	0	0	0	31261	0	0	39507	68822
**	8246	0	0	500	0	0	55561	0	0	64307	68822
10)	0	0	0	427000	0	0	0	0	0	427000	0
**	0	0	0	427000	0	0	0	0	0	427000	0
11)	0	0	0	0	0	0	537438	0	0	537438	0
12)	0	0	0	0	0	0	0	0	0	0	0
13)	0	0	0	0	0	0	0	0	0	0	0
14)	0	0	0	0	0	0	0	0	0	0	0
15)	0	0	0	0	0	0	0	0	0	0	0
**	0	0	0	0	0	0	537438	0	0	537438	0
16)	0	0	0	0	0	0	0	0	0	0	0
**	0	0	0	0	0	0	0	0	0	0	0
17)	0	0	0	0	0	0	79000	0	0	79000	0

**TABLE A**  
-----

**SELECTED FINANCIAL ACTIVITY OF POLITICAL COMMITTEES  
AND THEIR ASSISTANCE TO CANDIDATES BY OFFICE AND PARTY**

**NATIONAL DEMOCRATIC**

18) C00013011 JOHN BURTON CONGRESSIONAL CAMPAIGN COMMITTEE	12/31/78
19) C00078410 JIM WRIGHT MAJORITY CONGRESS COMMITTEE*	12/31/78
20) C00067280 JOHN BRADEMAS COMMITTEE FOR A DEMOCRATIC MAJORITY *	12/31/78
21) C00018135 THOMAS P. O'NEILL, JR., CONGRESS FUND*	12/31/78

**GRAND TOTAL**

R E C E I P T S

LINE NUMBER	GROSS RECEIPTS	TRANS IN PARTY AFFIL	GROSS MINUS TI AFF	REFUNDS REBATES	TRANS IN PARTY NON-AFFIL	CORPOR -ATION	LABOR	NON-CONNECT	TRADE MEMBER HEALTH	COOPER ACTIVE	CORP. W/O STOCK	TOTAL NON-PARTY TRANSFER	IN-KIND CONTRIB REG COM	UNREG COMMITT	LOANS IN	REPAY MENTS	\$101 - \$499 CONTRIB	\$500 & UP CONTRIB
18)	128772	0	128772	4109	0	0	37700	0	700	0	270	38670	0	900	0	0	24020	30450
19)	370825	0	370825	1500	0	64800	34000	0	34650	7000	1000	141450	25	1025	0	0	7825	189400
20)	5950	0	5950	0	0	0	3000	0	0	0	0	3000	0	0	0	0	0	2500
21)	1819	0	1819	0	0	0	0	0	0	0	0	0	0	0	0	0	0	0
	27646733	9976914	17669819	192770	86897	565909	621215	42600	482261	139182	7170	1858337	1838	106573	709998	5626	568615	6725993



**TABLE A**  
-----

**SELECTED FINANCIAL ACTIVITY OF POLITICAL COMMITTEES  
AND THEIR ASSISTANCE TO CANDIDATES BY OFFICE AND PARTY**

**NATIONAL DEMOCRATIC**

18) C00013011 JOHN BURTON CONGRESSIONAL CAMPAIGN COMMITTEE	12/31/78
19) C00078410 JIM WRIGHT MAJORITY CONGRESS COMMITTEE*	12/31/78
20) C00067280 JOHN BRADEMAs COMMITTEE FOR A DEMOCRATIC MAJORITY *	12/31/78
21) C00018135 THOMAS P. O'NEILL, JR., CONGRESS FUND*	12/31/78

**GRAND TOTAL**

DISBURSEMENTS

CASH - ON - HAND AND DEBTS

LINE NUMBER	GROSS DISBURSE MENTS	TRANS OUT PARTY AFFIL	GROSS MINUS TO AFF	TRANS OUT PARTY NON-AFFIL	TOTAL NON-PARTY TRANSFER	UNREG COMMITT	LOANS OUT	REPAY MENTS	CONTRIB REFUNDS	LATEST CASH-ON- HAND	1/1/77 CASH-ON- HAND	DEBTS OWED TO	DEBTS OWED BY
18)	88923	0	88923	4126	1500	380	0	0	200	49137	9291	0	0
19)	366757	0	366757	1000	0	3000	0	0	0	4065	0	0	0
20)	5787	0	5787	300	0	195	0	0	0	165	4	0	0
21)	16559	0	16559	2000	0	500	0	0	0	17290	32029	0	0
	27427653	9730104	17697549	413530	22750	812819	0	727711	3540	471554	253109	565627	2307250

TABLE A  
-----

SELECTED FINANCIAL ACTIVITY OF POLITICAL COMMITTEES  
AND THEIR ASSISTANCE TO CANDIDATES BY OFFICE AND PARTY

NATIONAL DEMOCRATIC

18) C00013011 JOHN BURTON CONGRESSIONAL CAMPAIGN COMMITTEE	12/31/78
19) C00078410 JIM WRIGHT MAJORITY CONGRESS COMMITTEE*	12/31/78
20) C00067280 JOHN BRADEMAS COMMITTEE FOR A DEMOCRATIC MAJORITY *	12/31/78
21) C00018135 THOMAS P. O'NEILL, JR., CONGRESS FUND*	12/31/78
GRAND TOTAL	

CONTRIBUTIONS TO CANDIDATES BY OFFICE AND PARTY AND TOTAL EXPENDITURES ON BEHALF OF CANDIDATES

LINE NUMBER	DEM	PRESIDENT REP	OTHER	DEM	SENATE REP	OTHER	DEM	HOUSE REP	OTHER	TOT. CONTR TO CANDID.	TOT. FXPEN ON CANDID.
18)	0	0	0	0	0	0	1000	0	0	1000	0
19)	0	0	0	0	0	0	316100	0	0	316100	0
20)	0	0	0	0	0	0	3790	0	0	3790	0
21)	0	0	0	0	0	0	3612	0	0	3612	0
	8246	0	0	427500	0	0	996501	0	0	1432247	60822

TABLE A

SELECTED FINANCIAL ACTIVITY OF POLITICAL COMMITTEES  
AND THEIR ASSISTANCE TO CANDIDATES BY OFFICE AND PARTY

NATIONAL REPUBLICAN

1) C00075747 COLLEGE REPUBLICAN NATIONAL COMMITTEE	12/31/78
2) C00041822 NATIONAL BLACK REPUBLICAN COUNCIL	12/31/78
3) C00001123 NATIONAL FEDERATION OF REPUBLICAN WOMEN	12/31/78
4) C00003079 NATIONAL REPUBLICAN HERITAGE GROUPS (NATIONALITIES) COUNCIL	12/31/78
5) C00080127 NATIONAL REPUBLICAN HERITAGE GROUPS 1977 CONVENTION COMMITTEE	6/30/77
6) C00003376 REPUBLICAN NATIONAL COMMITTEE - CONTRIBUTIONS (AKA REPUBLICAN NATIONAL FINANCE COMM)	12/31/78
7) C00003418 REPUBLICAN NATIONAL COMMITTEE - EXPENDITURES (AKA REPUBLICAN NATIONAL COMMITTEE)	12/31/78
8) C00021071 REPUBLICAN NATIONAL HISPANIC ASSEMBLY	12/31/78
9) C00060046 YOUNG REPUBLICAN NATIONAL FEDERATION	12/31/78
** SUB TOTAL	
10) C00091009 NATIONAL REPUBLICAN SENATORIAL COMMITTEE - CONTRIBUTIONS *	12/31/78
11) C00027466 NATIONAL REPUBLICAN SENATORIAL COMMITTEE - EXPENDITURES *	12/31/78
** SUB TOTAL	
12) C00002931 NATIONAL REPUBLICAN CONGRESSIONAL COMMITTEE - CONTRIBUTIONS *	12/31/78
13) C00075820 NATIONAL REPUBLICAN CONGRESSIONAL COMMITTEE - EXPENDITURES *	12/31/78
** SUB TOTAL	
14) C00076315 A TRIBUTE TO GERALD R. FORD	4/28/78
** SUB TOTAL	
15) C00088476 1978 EISENHOWER SILVER JUBILEE DINNER	12/31/78
** SUB TOTAL	
16) C00081000 CONGRESSIONAL LEADERSHIP COMMITTEE	12/31/78

R E C E I P T S

LINE NUMBER	GROSS RECEIPTS	TRANS IN PARTY AFFIL	GROSS MINUS TI AFF	REFUNDS REBATES	TRANS IN PARTY NON-AFFIL	CORPORATION	LABOR	NON-CONNECT	TRADE MEMBER HEALTH	COOPERATIVE	CORP. W/O STOCK	TOTAL NON-PARTY TRANSFER	IN-KIND CONTRIB REG COM	UNREG COMMIT	LOANS IN	REPAY MENTS	\$101 - \$499 CONTRIB	\$500 & UP CONTRIB
1)	270855	232819	46036	0	866	0	0	0	0	0	0	0	0	5569	6182	0	0	0
2)	236564	220665	15899	498	500	0	0	0	0	0	0	0	0	0	3500	0	570	1000
3)	818051	427060	390991	0	0	0	0	0	0	0	0	0	0	1000	0	0	0	2000
4)	293235	263681	29554	126	0	0	0	0	0	0	0	0	271	8827	0	0	2400	2500
5)	5427	0	5427	0	110	0	0	0	0	0	0	0	0	0	0	0	0	0
6)	29469648	1382031	28087617	0	5430	62197	1410	262	43085	36169	0	143123	408	3381	0	0	1646982	3085524
7)	34840921	29917836	4923085	2442464	195571	0	0	0	0	0	0	0	0	23479	300000	133000	0	0
8)	234567	213902	20665	105	150	0	0	0	0	0	0	0	0	0	0	0	1085	0
9)	888626	186842	701784	0	1325	1500	950	1025	2615	0	0	6090	0	7255	41287	0	13217	12250
**	67065894	32844836	34221058	2443193	203952	63697	2360	1287	45700	36169	0	149213	679	49511	350969	133000	1664254	3903274
10)	4272537	96047	4176490	5000	320	18825	0	0	37750	10000	0	66575	0	0	0	0	153181	883150
11)	10286530	3580540	6705990	1139	1400000	21730	1310	262	59526	20245	0	103073	0	640	350000	4000	219587	725029
**	14559067	3676587	10882480	6139	1400320	40555	1310	262	97276	30245	0	169648	0	640	350000	4000	372768	1608179
12)	13208660	271107	12937553	2704	15343	16229	1310	262	99335	7869	0	125005	0	3055	0	0	960692	803903
13)	15344158	14219641	1124517	59073	29900	0	0	0	250	0	0	250	34	530	0	50000	0	0
**	28552818	14490748	14062070	61777	45243	16229	1310	262	99585	7869	0	125255	34	3585	0	50000	960692	803903
14)	867000	172	866828	0	1278	40000	5000	1000	59850	30000	0	135850	0	2350	0	0	31173	635950
**	867000	172	866828	0	1278	40000	5000	1000	59850	30000	0	135850	0	2350	0	0	31173	635950
15)	2710880	0	2710880	0	1000	82525	3000	0	46900	25000	0	157425	0	3100	0	0	34645	2502205
**	2710880	0	2710880	0	1000	82525	3000	0	46900	25000	0	157425	0	3100	0	0	34645	2502205
16)	165748	0	165748	0	0	3250	0	0	4000	0	0	7250	835	0	0	0	17080	126500

TABLE A  
-----

SELECTED FINANCIAL ACTIVITY OF POLITICAL COMMITTEES  
AND THEIR ASSISTANCE TO CANDIDATES BY OFFICE AND PARTY

NATIONAL REPUBLICAN

1) C00075747 COLLEGE REPUBLICAN NATIONAL COMMITTEE	12/31/78
2) C00041822 NATIONAL BLACK REPUBLICAN COUNCIL	12/31/78
3) C00001123 NATIONAL FEDERATION OF REPUBLICAN WOMEN	12/31/78
4) C00003079 NATIONAL REPUBLICAN HERITAGE GROUPS (NATIONALITIES) COUNCIL	12/31/78
5) C00080127 NATIONAL REPUBLICAN HERITAGE GROUPS 1977 CONVENTION COMMITTEE	6/30/77
6) C00003376 REPUBLICAN NATIONAL COMMITTEE - CONTRIBUTIONS (AKA REPUBLICAN NATIONAL FINANCE COMMI	12/31/78
7) C00003418 REPUBLICAN NATIONAL COMMITTEE - EXPENDITURES (AKA REPUBLICAN NATIONAL COMMITTEE)	12/31/78
8) C00021071 REPUBLICAN NATIONAL HISPANIC ASSEMBLY	12/31/78
9) C00060046 YOUNG REPUBLICAN NATIONAL FEDERATION	12/31/78
** SUB TOTAL	
10) C00091009 NATIONAL REPUBLICAN SENATORIAL COMMITTEE - CONTRIBUTIONS *	12/31/78
11) C00027466 NATIONAL REPUBLICAN SENATORIAL COMMITTEE - EXPENDITURES *	12/31/78
** SUB TOTAL	
12) C00002931 NATIONAL REPUBLICAN CONGRESSIONAL COMMITTEE - CONTRIBUTIONS *	12/31/78
13) C00075820 NATIONAL REPUBLICAN CONGRESSIONAL COMMITTEE - EXPENDITURES *	12/31/78
** SUB TOTAL	
14) C00076315 A TRIBUTE TO GERALD R. FORD	4/28/78
** SUB TOTAL	
15) C00088476 1978 EISENHOWER SILVER JUBILEE DINNER	12/31/78
** SUB TOTAL	
16) C00081000 CONGRESSIONAL LEADERSHIP COMMITTEE	12/31/78

DISBURSEMENTS

CASH - ON - HAND AND DEBITS

LINE NUMBER	GROSS DISBURSEMENTS	TRANS OUT PARTY AFFIL	GROSS MINUS TO AFF	TRANS OUT PARTY NON-AFFIL	TOTAL NON-PARTY TRANSFER	UNREQ COMMITT	LOANS OUT	REPAY MENTS	CONTRIB REFUNDS	LATEST CASH-ON-HAND	1/1/77 CASH-ON-HAND	DEBITS OWED TO	DEBITS OWED BY
1)	273332	9474	263858	0	0	2957	0	2706	887	5717	194	796	3470
2)	237982	14305	223677	1016	0	2195	0	3010	500	2231	3650	400	27203
3)	867334	66263	801071	0	0	1030	0	0	0	123780	173063	0	0
4)	287473	30747	256726	698	0	13963	0	1000	0	36479	30717	0	0
5)	5427	0	5427	144	0	0	0	0	0	0	0	0	0
6)	30443775	30370913	72862	32597	408	29393	0	0	4825	201316	1175442	438085	400000
7)	34980219	1645043	33335176	1910626	0	1331388	913249	300000	0	90768	230064	923833	3470
8)	228623	17511	211112	0	0	11529	0	0	0	7106	1163	2407	0
9)	888288	41597	846691	1815	500	500	0	40787	0	2024	1686	0	0
**	68212453	32195853	36016600	1946896	908	1392955	913249	347503	6212	469421	1615979	1365521	434143
10)	4201614	3401614	800000	0	0	0	0	0	0	70924	0	40050	0
11)	10307961	0	10307961	219990	0	22713	4000	257500	1000	-19944	1488	0	97500
**	14509575	3401614	11107961	219990	0	22713	4000	257500	1000	50980	1488	40050	97500
12)	15603411	15045494	557917	0	0	0	0	0	0	859120	3253868	0	0
13)	15316074	178301	15137773	806932	0	0	75000	0	5700	28079	0	25000	385528
**	30919485	15223795	15695690	806932	0	0	75000	0	5700	887199	3253868	25000	385528
14)	866998	682114	184884	0	0	0	0	0	8500	0	0	0	0
**	866998	682114	184884	0	0	0	0	0	8500	0	0	0	0
15)	2710880	2009021	701859	514504	0	79525	0	0	0	0	0	0	0
**	2710880	2009021	701859	514504	0	79525	0	0	0	0	0	0	0
16)	161072	0	161072	5874	0	0	0	0	0	4674	0	0	0



TABLE A

SELECTED FINANCIAL ACTIVITY OF POLITICAL COMMITTEES  
AND THEIR ASSISTANCE TO CANDIDATES BY OFFICE AND PARTY

## NATIONAL REPUBLICAN

1) C00075747 COLLEGE REPUBLICAN NATIONAL COMMITTEE	12/31/78
2) C00041822 NATIONAL BLACK REPUBLICAN COUNCIL	12/31/78
3) C00001123 NATIONAL FEDERATION OF REPUBLICAN WOMEN	12/31/78
4) C00003079 NATIONAL REPUBLICAN HERITAGE GROUPS (NATIONALITIES) COUNCIL	12/31/78
5) C00080127 NATIONAL REPUBLICAN HERITAGE GROUPS 1977 CONVENTION COMMITTEE	6/30/77
6) C00003376 REPUBLICAN NATIONAL COMMITTEE - CONTRIBUTIONS (AKA REPUBLICAN NATIONAL FINANCE COMMI	12/31/78
7) C00003418 REPUBLICAN NATIONAL COMMITTEE - EXPENDITURES (AKA REPUBLICAN NATIONAL COMMITTEE)	12/31/78
8) C00021071 REPUBLICAN NATIONAL HISPANIC ASSEMBLY	12/31/78
9) C00060046 YOUNG REPUBLICAN NATIONAL FEDERATION	12/31/78
** SUB TOTAL	
10) C00091009 NATIONAL REPUBLICAN SENATORIAL COMMITTEE - CONTRIBUTIONS *	12/31/78
11) C00027466 NATIONAL REPUBLICAN SENATORIAL COMMITTEE - EXPENDITURES *	12/31/78
** SUB TOTAL	
12) C00002931 NATIONAL REPUBLICAN CONGRESSIONAL COMMITTEE - CONTRIBUTIONS *	12/31/78
13) C00075820 NATIONAL REPUBLICAN CONGRESSIONAL COMMITTEE - EXPENDITURES *	12/31/78
** SUB TOTAL	
14) C00076315 A TRIBUTE TO GERALD R. FORD	4/28/78
** SUB TOTAL	
15) C00088476 1978 EISENHOWER SILVER JUBILEE DINNER	12/31/78
** SUB TOTAL	
16) C00081000 CONGRESSIONAL LEADERSHIP COMMITTEE	12/31/78

CONTRIBUTIONS TO CANDIDATES BY OFFICE AND PARTY AND TOTAL EXPENDITURES ON BEHALF OF CANDIDATES

LINE NUMBER	DEM	PRESIDENT REP	OTHER	DEM	SENATE REP	OTHER	DEM	HOUSE REP	OTHER	TOT. CONTR TO CANDID.	TOT. EXPEN ON CANDID.
1)	0	0	0	0	0	0	0	0	0	0	0
2)	0	0	0	0	0	0	0	0	0	0	0
3)	0	0	0	0	0	0	0	0	0	0	0
4)	0	0	0	0	0	0	0	0	0	0	0
5)	0	0	0	0	0	0	0	0	0	0	0
6)	0	0	0	0	0	0	0	0	0	0	0
7)	0	0	0	0	79492	0	0	819756	0	899248	336981
8)	0	0	0	0	0	0	0	3735	0	3735	0
9)	0	0	0	0	1186	0	0	1075	0	2261	0
**	0	0	0	0	80678	0	0	824566	0	905244	336981
10)	0	0	0	0	0	0	0	0	0	0	0
11)	0	0	0	0	456085	0	0	25	0	456110	2599290
**	0	0	0	0	456085	0	0	25	0	456110	2599290
12)	0	0	0	0	0	0	0	2500	0	2500	0
13)	0	0	0	0	0	0	0	1814924	0	1814924	839421
**	0	0	0	0	0	0	0	1817424	0	1817424	839421
14)	0	0	0	0	0	0	0	0	0	0	0
**	0	0	0	0	0	0	0	0	0	0	0
15)	0	0	0	0	0	0	0	0	0	0	0
**	0	0	0	0	0	0	0	0	0	0	0
16)	0	0	0	0	16417	0	0	43965	0	60382	0

TABLE A  
-----

-----  
SELECTED FINANCIAL ACTIVITY OF POLITICAL COMMITTEES  
AND THEIR ASSISTANCE TO CANDIDATES BY OFFICE AND PARTY

NATIONAL REPUBLICAN

17) C00068643 CONGRESSIONAL SPEAKER REFORM COMMITTEE *	12/15/78
18) C00000810 REPUBLICAN CONGRESSIONAL BOOSTERS CLUB	12/31/78
19) C00036269 RSC CAMPAIGN FUND	12/31/78

GRAND TOTAL

R E C E I P T S

LINE NUMBER	GROSS RECEIPTS	TRANS IN PARTY AFFIL	GROSS MINUS TI AFF	REFUNDS REBATES	TRANS IN PARTY NON-AFFIL	CORPOR -ATION	LABOR	NON- CONNECT	TRADE MEMBER HEALTH	COOPER ATIVE	CORP. W/O STOCK	TOTAL NON- PARTY TRANSFER	IN-KIND CONTRIB REG COM	UNREG COMMITT	LOANS IN	REPAY MENTS	\$101 - \$499 CONTRIB	\$500 & UP CONTRIB	
17)	25707	0	25707	0	14723	0	0	0	0	0	0	0	0	0	0	0	0	0	5656
18)	711396	145300	566096	103	10000	18020	1065	213	25308	6390	0	50996	423	539	0	0	117396	487799	
19)	51788	0	51788	0	0	0	1700	0	400	0	0	2100	0	300	0	0	0	0	0
114710298	51157643	63552655	2511212	1676516	264276	15745	3024	379019	135673	0	797737	1971	60025	700969	187000	3198008	10073466		

**TABLE A**  
-----

**SELECTED FINANCIAL ACTIVITY OF POLITICAL COMMITTEES  
AND THEIR ASSISTANCE TO CANDIDATES BY OFFICE AND PARTY**

**NATIONAL REPUBLICAN**

- 17) C00068643 CONGRESSIONAL SPEAKER REFORM COMMITTEE \*
- 18) C00000810 REPUBLICAN CONGRESSIONAL BOOSTERS CLUB
- 19) C00036269 RSC CAMPAIGN FUND

12/15/78

12/31/78

12/31/78

**GRAND TOTAL**

DISBURSEMENTS

CASH - ON - HAND AND DEBTS

LINE NUMBER	GROSS DISBURSE MENTS	TRANS OUT PARTY AFFIL	GROSS MINUS TO AFF	TRANS OUT PARTY NON-AFFIL	TOTAL NON-PARTY TRANSFER	UNREG COMMITT	LOANS OUT	REPAY MENTS	CONTRIB REFUNDS	LATEST CASH-ON- HAND	1/1/77 CASH-ON- HAND	DEBTS OWED TO	DEBTS OWED BY
17)	25710	0	25710	1104	0	0	0	0	0	0	3	0	700
18)	748531	0	748531	5000	0	0	0	0	286	182668	219804	0	0
19)	52705	0	52705	0	0	0	0	0	0	320	1236	0	0
	118207409	53512397	64695012	3500300	908	1495193	992249	605003	21698	1595262	5092378	1430571	917871

**TABLE A**  
-----

**SELECTED FINANCIAL ACTIVITY OF POLITICAL COMMITTEES  
AND THEIR ASSISTANCE TO CANDIDATES BY OFFICE AND PARTY**

**NATIONAL REPUBLICAN**

- 17) C00068643 CONGRESSIONAL SPEAKER REFORM COMMITTEE \*
- 18) C00000810 REPUBLICAN CONGRESSIONAL BOOSTERS CLUB
- 19) C00036269 RSC CAMPAIGN FUND

12/15/78

12/31/78

12/31/78

**GRAND TOTAL**

CONTRIBUTIONS TO CANDIDATES BY OFFICE AND PARTY AND TOTAL EXPENDITURES ON BEHALF OF CANDIDATES

LINE NUMBER	DEM	PRESIDENT REP	OTHER	DEM	SENATE REP	OTHER	DEM	HOUSE REP	OTHER	TOT. CONTR TO CANDID.	TOT. EXPEN ON CANDID.
17)	0	0	0	0	0	0	0	0	0	0	0
18)	0	0	0	0	88500	0	0	449500	0	538000	0
19)	0	0	0	0	0	0	0	0	0	0	0
	0	0	0	0	641680	0	0	3135480	0	3777160	3775692



TABLE H

SELECTED FINANCIAL ACTIVITY OF POLITICAL COMMITTEES  
AND THEIR ASSISTANCE TO CANDIDATES BY OFFICE AND PARTY

PRESIDENTIAL CONVENTIONS DEMOCRATIC

1) C00042770 1976 DEMOCRATIC NATIONAL CONVENTION COMMITTEE INC.	6/24/77
2) C00064873 CITIZENS COMMITTEE FOR THE DEMOCRATIC NATIONAL CONVENTION, INC.	3/31/77
**	TOTAL

PRESIDENTIAL CONVENTIONS REPUBLICAN

3) C00023978 ARRANGEMENTS COMMITTEE OF THE REPUBLICAN NATIONAL COMM. FOR THE 1976 REPUB. NAT.CONVEN	6/30/78
4) C00046516 ARRANGEMENTS COMMITTEE-REPUBLICAN NATIONAL CONVENTION (1972)	12/31/78
5) C00068604 MISSOURI REPUBLICAN HOST COMMITTEE, INC.	12/31/78
**	TOTAL

R E C E I P T S

LINE NUMBER	GROSS RECEIPTS	TRANS IN PARTY AFFIL	GROSS MINUS TI AFF	REFUNDS REBATES	TRANS IN PARTY NON-AFFIL	CORPOR LABOR -ATION	NON- CONNECT	TRADE MEMBER HEALTH	COOPER ACTIVE	CORP. W/O STOCK	TOTAL NON- PARTY TRANSFER	IN-KIND CONTRIB REG COM	UNREG COMMITT	LOANS IN	REPAY MENTS	\$101 - \$499 CONTRIB	\$500 & UP CONTRIB
1)	5652	0	5652	4959	0	0	0	0	0	0	0	0	0	0	0	0	0
2)	0	0	0	0	0	0	0	0	0	0	0	0	0	0	0	0	0
**	5652	0	5652	4959	0	0	0	0	0	0	0	0	0	0	0	0	0
3)	12319	0	12319	0	0	0	0	0	0	0	0	0	0	0	0	0	0
4)	0	0	0	0	0	0	0	0	0	0	0	0	0	0	0	0	0
5)	850	0	850	0	0	0	0	0	0	0	0	0	0	0	0	0	0
**	13169	0	13169	0	0	0	0	0	0	0	0	0	0	0	0	0	0

TABLE B  
-----

SELECTED FINANCIAL ACTIVITY OF POLITICAL COMMITTEES  
AND THEIR ASSISTANCE TO CANDIDATES BY OFFICE AND PARTY

PRESIDENTIAL CONVENTIONS DEMOCRATIC

1) C00042770 1976 DEMOCRATIC NATIONAL CONVENTION COMMITTEE INC.	6/24/77
2) C00064873 CITIZENS COMMITTEE FOR THE DEMOCRATIC NATIONAL CONVENTION, INC.	3/31/77
**	TOTAL

PRESIDENTIAL CONVENTIONS REPUBLICAN

3) C00023978 ARRANGEMENTS COMMITTEE OF THE REPUBLICAN NATIONAL COMM. FOR THE 1976 REPUB. NAT.CONVEN	6/30/78
4) C00046516 ARRANGEMENTS COMMITTEE-REPUBLICAN NATIONAL CONVENTION (1972)	12/31/78
5) C00068684 MISSOURI REPUBLICAN HOST COMMITTEE, INC.	12/31/78
**	TOTAL

DISBURSEMENTS

CASH - ON - HAND AND DEBTS

LINE NUMBER	GROSS DISBURSEMENTS	TRANS OUT PARTY AFFIL	GROSS MINUS TO AFF	TRANS OUT PARTY NON-AFFIL	TOTAL NON-PARTY TRANSFER	UNREG COMMITT	LOANS OUT	REPAY MENTS	CONTRIB REFUNDUS	LATEST CASH-ON-HAND	1/1/77 CASH-ON-HAND	DEBTS OWED TO	DEBTS OWED BY
1)	197056	0	197056	0	0	0	0	5626	0	0	191403	0	0
2)	1449	0	1449	0	0	0	0	0	0	0	4857	0	0
**	198505	0	198505	0	0	0	0	5626	0	0	196260	0	0
3)	428051	0	428051	0	0	0	0	0	0	0	415732	0	0
4)	344	0	344	0	0	0	0	0	0	20423	20848	425	9952
5)	27726	0	27726	0	0	0	0	0	0	5887	32760	0	0
**	456121	0	456121	0	0	0	0	0	0	26310	469340	425	9952

TABLE B  
-----

SELECTED FINANCIAL ACTIVITY OF POLITICAL COMMITTEES  
AND THEIR ASSISTANCE TO CANDIDATES BY OFFICE AND PARTY

PRESIDENTIAL CONVENTIONS DEMOCRATIC

1) C00042770 1976 DEMOCRATIC NATIONAL CONVENTION COMMITTEE INC.	6/24/77
2) C00064873 CITIZENS COMMITTEE FOR THE DEMOCRATIC NATIONAL CONVENTION, INC.	3/31/77
**	TOTAL

PRESIDENTIAL CONVENTIONS REPUBLICAN

3) C00023978 ARRANGEMENTS COMMITTEE OF THE REPUBLICAN NATIONAL COMM. FOR THE 1976 REPUB. NAT. CONVEN	6/30/78
4) C00046516 ARRANGEMENTS COMMITTEE-REPUBLICAN NATIONAL CONVENTION (1972)	12/31/78
5) C00068684 MISSOURI REPUBLICAN HOST COMMITTEE, INC.	12/31/78
**	TOTAL

CONTRIBUTIONS TO CANDIDATES BY OFFICE AND PARTY AND TOTAL EXPENDITURES ON BEHALF OF CANDIDATES

LINE NUMBER	DEM	PRESIDENT REP	OTHER	DEM	SENATE REP	OTHER	DEM	HOUSE REP	OTHER	TOT. CONTR TO CANDID.	TOT. EXPEN ON CANDID.
1)	0	0	0	0	0	0	0	0	0	0	0
2)	0	0	0	0	0	0	0	0	0	0	0
**	0	0	0	0	0	0	0	0	0	0	0
3)	0	0	0	0	0	0	0	0	0	0	0
4)	0	0	0	0	0	0	0	0	0	0	0
5)	0	0	0	0	0	0	0	0	0	0	0
**	0	0	0	0	0	0	0	0	0	0	0

**TABLE C**  
-----

**SELECTED FINANCIAL ACTIVITY OF POLITICAL COMMITTEES  
AND THEIR ASSISTANCE TO CANDIDATES BY OFFICE AND PARTY**

**STATE AND LOCAL DEMOCRATIC**

1)	ALABAMA	TOTAL
2)	ALASKA	TOTAL
3)	ARIZONA	TOTAL
4)	ARKANSAS	TOTAL
5)	CALIFORNIA	TOTAL
6)	COLORADO	TOTAL
7)	CONNECTICUT	TOTAL
8)	DELAWARE	TOTAL
9)	DISTRICT OF COLUMBIA	TOTAL
10)	FLORIDA	TOTAL
11)	GEORGIA	TOTAL
12)	HAWAII	TOTAL
13)	IDAHO	TOTAL
14)	ILLINOIS	TOTAL
15)	INDIANA	TOTAL
16)	IOWA	TOTAL
17)	KANSAS	TOTAL
18)	KENTUCKY	TOTAL
19)	LOUISIANA	TOTAL
20)	MAINE	TOTAL
21)	MARYLAND	TOTAL

R E C E I P T S

LINE NUMBER	GROSS RECEIPTS	TRANS IN PARTY SAME STATE	GROSS MINUS TI PSS	REFUNDS REBATES	TRANS IN PARTY OTHER	CORPORATION	LABOR	NON-CONNECT	TRADE MEMBER HEALTH	COOPERATIVE	CORP. W/O STOCK	TOTAL NON-PARTY TRANSFER	IN-KIND CONTRIB REG COM	UNREG COMMITT	LOANS IN	REPAY MENTS	\$101 - \$499 CONTRIB	\$500 & UP CONTRIB
1)	385344	0	385344	0	1679	0	0	0	1000	0	0	1000	0	73250	0	0	17139	76314
2)	26608	0	26608	0	0	0	0	0	0	0	0	0	0	2909	0	0	4050	15500
3)	43869	0	43869	0	14319	427	0	0	0	0	0	427	0	2720	2000	0	6920	600
4)	11422	0	11422	0	0	0	0	0	0	500	0	500	0	1700	0	0	1175	0
5)	194326	12500	181826	0	0	500	1500	0	250	0	0	2250	0	59004	14000	150	6705	45853
6)	422248	34370	387878	0	0	0	10875	0	38	0	0	10913	0	39255	40000	200	11846	800
7)	0	0	0	0	0	0	0	0	0	0	0	0	0	0	0	0	0	0
8)	54292	0	54292	176	2559	0	0	0	0	0	0	0	0	4915	0	0	10270	0
9)	403857	39950	363907	0	40184	1250	0	0	0	0	0	1250	146186	50000	0	0	0	500
10)	86204	1000	85204	0	3171	0	0	0	0	0	0	0	0	78487	0	0	0	1882
11)	38241	25000	13241	0	2238	0	0	0	0	0	0	0	0	165	0	0	135	0
12)	3410	0	3410	2664	746	0	0	0	0	0	0	0	0	0	0	0	0	0
13)	115956	876	115080	215	746	0	120	0	0	0	0	120	0	58465	0	0	11094	2541
14)	13913	0	13913	0	0	0	0	0	0	0	0	0	0	100	0	0	895	0
15)	12403	348	12055	0	0	0	100	0	0	1000	0	1100	0	5012	0	0	0	0
16)	169317	0	169317	0	1492	0	100	0	0	0	0	100	0	150050	0	0	150	0
17)	197364	0	197364	0	39432	0	7000	0	0	0	0	7000	0	701	10000	0	28928	27879
18)	911220	400	910820	13420	0	1064	300	100	750	0	0	2214	0	142481	0	0	194973	156625
19)	30129	0	30129	77	5000	0	0	0	0	0	0	0	0	1865	300	0	1035	14525
20)	174254	0	174254	0	8246	0	0	0	0	0	0	0	0	19319	0	0	8744	0
21)	223132	2000	221132	0	1865	0	0	0	0	0	0	0	0	80922	0	0	8728	616



**TABLE C**  
-----

**SELECTED FINANCIAL ACTIVITY OF POLITICAL COMMITTEES  
AND THEIR ASSISTANCE TO CANDIDATES BY OFFICE AND PARTY**

**STATE AND LOCAL DEMOCRATIC**

1)	ALABAMA	TOTAL
2)	ALASKA	TOTAL
3)	ARIZONA	TOTAL
4)	ARKANSAS	TOTAL
5)	CALIFORNIA	TOTAL
6)	COLORADO	TOTAL
7)	CONNECTICUT	TOTAL
8)	DELAWARE	TOTAL
9)	DISTRICT OF COLUMBIA	TOTAL
10)	FLORIDA	TOTAL
11)	GEORGIA	TOTAL
12)	HAWAII	TOTAL
13)	IDAHO	TOTAL
14)	ILLINOIS	TOTAL
15)	INDIANA	TOTAL
16)	IOWA	TOTAL
17)	KANSAS	TOTAL
18)	KENTUCKY	TOTAL
19)	LOUISIANA	TOTAL
20)	MAINE	TOTAL
21)	MARYLAND	TOTAL

## DISBURSEMENTS

CASH - ON - HAND AND DEBTS

LINE NUMBER	GROSS DISBURSE MENTS	TRANS OUT PARTY SAME ST.	GROSS MINUS TO PSS	TRANS OUT PARTY OTHER	TOTAL NON-PARTY TRANSFER	UNREQ COMMITT	LOANS OUT	REPAY MENTS	CONTRIB REFUNDS	LATEST CASH-ON- HAND	1/1/77 CASH-ON- HAND	DEBTS OWED TO	DEBTS OWED BY
1)	407000	0	407000	2679	0	29570	0	0	0	1427	23085	0	0
2)	27222	0	27222	0	0	959	0	0	0	124	739	0	0
3)	43039	0	43039	2494	0	2446	0	0	100	1656	827	0	8000
4)	12874	0	12874	0	0	1861	0	2487	0	644	2095	0	1900
5)	276659	5900	270759	2500	0	58674	0	9676	0	9198	29060	0	5000
6)	425832	35246	390586	4279	0	52916	0	7500	1950	3740	7345	20454	40000
7)	0	0	0	0	0	0	0	0	0	0	0	0	0
8)	51822	0	51822	584	0	20990	0	0	0	3608	1140	0	0
9)	399560	9331	390229	16000	0	150	0	0	0	7105	7976	142975	197739
10)	80756	0	80756	0	0	66149	0	0	0	10958	875	0	0
11)	38769	0	38769	2238	0	13021	0	0	0	1497	1809	0	0
12)	5765	0	5765	0	0	746	0	0	0	0	2354	0	0
13)	121345	454	120891	0	0	61751	0	0	396	424	5813	0	0
14)	20215	0	20215	450	0	9652	0	0	0	4252	11900	0	0
15)	14567	0	14567	0	0	737	0	3806	0	743	3484	0	0
16)	167622	0	167622	1492	0	1357	0	0	0	3534	2504	0	0
17)	199792	0	199792	1681	0	9050	0	32721	0	1851	4283	0	45064
18)	984357	0	984357	147	0	296442	0	48000	0	5369	80029	2070	2990
19)	30924	0	30924	0	0	1865	0	8871	0	927	1768	0	0
20)	165943	0	165943	746	0	4801	0	7306	0	8437	153	0	0
21)	202554	1500	201054	56	0	22720	0	0	0	13028	40157	0	65

TABLE C  
-----

SELECTED FINANCIAL ACTIVITY OF POLITICAL COMMITTEES  
AND THEIR ASSISTANCE TO CANDIDATES BY OFFICE AND PARTY

STATE AND LOCAL DEMOCRATIC

1)	ALABAMA	TOTAL
2)	ALASKA	TOTAL
3)	ARIZONA	TOTAL
4)	ARKANSAS	TOTAL
5)	CALIFORNIA	TOTAL
6)	COLORADO	TOTAL
7)	CONNECTICUT	TOTAL
8)	DELAWARE	TOTAL
9)	DISTRICT OF COLUMBIA	TOTAL
10)	FLORIDA	TOTAL
11)	GEORGIA	TOTAL
12)	HAWAII	TOTAL
13)	IDAHO	TOTAL
14)	ILLINOIS	TOTAL
15)	INDIANA	TOTAL
16)	IOWA	TOTAL
17)	KANSAS	TOTAL
18)	KENTUCKY	TOTAL
19)	LOUISIANA	TOTAL
20)	MAINE	TOTAL
21)	MARYLAND	TOTAL

CONTRIBUTIONS TO CANDIDATES BY OFFICE AND PARTY AND TOTAL EXPENDITURES ON BEHALF OF CANDIDATES

LINE NUMBER	DEM	PRESIDENT REP	OTHER	DEM	SENATE REP	OTHER	DEM	HOUSE REP	OTHER	TOT. CONTR TO CANDID.	TOT. EXPEN ON CANDID
1)	0	0	0	15000	0	0	17500	0	0	32500	11797
2)	0	0	0	2500	0	0	3950	0	0	6450	0
3)	0	0	0	0	0	0	0	0	0	0	0
4)	0	0	0	1131	0	0	3858	0	0	4989	0
5)	0	0	0	0	0	0	17115	0	0	17115	0
6)	0	0	0	3843	0	0	3110	0	0	6953	0
7)	0	0	0	0	0	0	0	0	0	0	0
8)	0	0	0	0	0	0	0	0	0	0	0
9)	0	0	0	0	0	0	0	0	0	0	0
10)	0	0	0	0	0	0	10142	0	0	10142	0
11)	0	0	0	1000	0	0	9000	0	0	10000	0
12)	0	0	0	0	0	0	5018	0	0	5018	0
13)	0	0	0	5000	0	0	10250	0	0	15250	0
14)	0	0	0	0	0	0	0	0	0	0	0
15)	0	0	0	0	0	0	4940	0	0	4940	0
16)	0	0	0	725	0	0	16996	0	0	17721	27353
17)	0	0	0	0	0	0	0	0	0	0	0
18)	0	0	0	1000	0	0	7500	0	0	8500	29410
19)	0	0	0	2974	0	0	0	0	0	2974	0
20)	0	0	0	0	0	0	500	0	0	500	0
21)	0	0	0	0	0	0	250	0	0	250	0

TABLE C

SELECTED FINANCIAL ACTIVITY OF POLITICAL COMMITTEES  
AND THEIR ASSISTANCE TO CANDIDATES BY OFFICE AND PARTY

STATE AND LOCAL DEMOCRATIC

22)	MASSACHUSETTS	TOTAL
23)	MICHIGAN	TOTAL
24)	MINNESOTA	TOTAL
25)	MISSISSIPPI	TOTAL
26)	MISSOURI	TOTAL
27)	MONTANA	TOTAL
28)	NEBRASKA	TOTAL
29)	NEVADA	TOTAL
30)	NEW HAMPSHIRE	TOTAL
31)	NEW JERSEY	TOTAL
32)	NEW MEXICO	TOTAL
33)	NEW YORK	TOTAL
34)	NORTH CAROLINA	TOTAL
35)	NORTH DAKOTA	TOTAL
36)	OHIO	TOTAL
37)	OKLAHOMA	TOTAL
38)	OREGON	TOTAL
39)	PENNSYLVANIA	TOTAL
40)	PUERTO RICO	TOTAL
41)	RHODE ISLAND	TOTAL
42)	SOUTH CAROLINA	TOTAL

R E C E I P T S

LINE NUMBER	GROSS RECEIPTS	TRANS IN PARTY SAME STATE	GROSS MINUS TI PSS	REFUNDS REBATES	TRANS IN PARTY OTHER	CORPORATION	LABOR	NON-CONNECT	TRADE MEMBER HEALTH	COOPERATIVE	CORP. W/O STOCK	TOTAL NON-PARTY TRANSFER	IN-KIND CONTRIB REG COM	UNREG COMMITT	LOANS IN	REPAY MENTS	\$101 - \$499 CONTRIB	\$500 & UP CONTRIB
22)	2760	0	2760	0	2075	500	0	0	0	0	0	500	0	0	0	0	0	0
23)	380523	6925	373598	2954	48417	207	10300	0	0	0	0	10507	0	23441	20750	40000	2724	5000
24)	466882	10145	456737	10368	17636	0	5500	0	500	0	0	6000	0	9325	25619	29176	1215	10000
25)	0	0	0	0	0	0	0	0	0	0	0	0	0	0	0	0	0	0
26)	117766	0	117766	0	0	0	0	0	0	0	0	0	0	2000	0	0	11984	0
27)	124909	0	124909	0	14164	500	500	0	0	0	0	1000	0	2251	0	0	2210	500
28)	249740	1175	248565	639	932	0	0	0	0	0	0	0	0	19598	54390	0	88270	22500
29)	584	0	584	0	0	0	0	0	0	0	0	0	0	559	0	0	0	0
30)	0	0	0	0	0	0	0	0	0	0	0	0	0	0	0	0	0	0
31)	312530	0	312530	0	0	125	200	0	0	0	0	325	0	66149	0	0	57094	21130
32)	86078	0	86078	3900	0	0	0	0	0	0	0	0	0	3570	6931	0	9806	9808
33)	438734	6000	432734	500	23796	1000	1250	0	250	0	0	2500	0	120019	30000	0	87620	34625
34)	682488	3840	678648	5697	0	200	440	0	1700	0	0	2340	0	383005	0	0	64176	10800
35)	511099	541	510558	2872	8010	0	0	0	0	0	0	0	0	27481	56240	0	16041	26600
36)	74609	23275	51334	6443	4664	0	0	0	0	0	0	0	0	14102	0	0	16413	10400
37)	0	0	0	0	0	0	0	0	0	0	0	0	0	0	0	0	0	0
38)	25995	0	25995	0	0	0	1490	0	0	0	0	1490	0	8469	0	0	200	0
39)	82670	2047	80623	0	800	0	0	0	0	0	0	0	0	9663	0	0	4373	9254
40)	0	0	0	0	0	0	0	0	0	0	0	0	0	0	0	0	0	0
41)	7392	0	7392	0	6956	0	0	0	0	0	0	0	0	746	0	0	0	0
42)	435992	0	435992	0	15250	472	0	0	150	0	0	622	0	11368	67299	0	34006	111899

**TABLE C**  
-----

**SELECTED FINANCIAL ACTIVITY OF POLITICAL COMMITTEES  
AND THEIR ASSISTANCE TO CANDIDATES BY OFFICE AND PARTY**

**STATE AND LOCAL DEMOCRATIC**

22)	MASSACHUSETTS	TOTAL
23)	MICHIGAN	TOTAL
24)	MINNESOTA	TOTAL
25)	MISSISSIPPI	TOTAL
26)	MISSOURI	TOTAL
27)	MONTANA	TOTAL
28)	NEBRASKA	TOTAL
29)	NEVADA	TOTAL
30)	NEW HAMPSHIRE	TOTAL
31)	NEW JERSEY	TOTAL
32)	NEW MEXICO	TOTAL
33)	NEW YORK	TOTAL
34)	NORTH CAROLINA	TOTAL
35)	NORTH DAKOTA	TOTAL
36)	OHIO	TOTAL
37)	OKLAHOMA	TOTAL
38)	OREGON	TOTAL
39)	PENNSYLVANIA	TOTAL
40)	PUERTO RICO	TOTAL
41)	RHODE ISLAND	TOTAL
42)	SOUTH CAROLINA	TOTAL

## DISBURSEMENTS

CASH - ON - HAND AND DEBTS

LINE NUMBER	GROSS DISBURSE MENTS	TRANS OUT PARTY SAME ST.	GROSS MINUS TO PSS	TRANS OUT PARTY OTHER	TOTAL NON-PARTY TRANSFER	UNREG COMMITT	LOANS OUT	REPAY MENTS	CONTRIB REFUNDS	LATEST CASH-ON- HAND	1/1/77 CASH-ON- HAND	DEBTS OWED TO	DEBTS OWED BY
22)	2744	0	2744	1500	0	0	0	0	0	14	0	0	0
23)	379689	2462	377227	3956	0	5004	40000	20058	0	17065	5202	167	1395
24)	497378	21982	475396	2	0	253668	11852	1000	0	3514	27391	2746	32620
25)	0	0	0	0	0	0	0	0	0	0	0	0	0
26)	89940	0	89940	0	0	36395	0	2070	0	25386	843	0	1889
27)	123602	0	123602	746	0	6559	0	0	129	1449	139	0	145
28)	247664	0	247664	1309	0	29473	0	19500	0	3353	643	5912	42490
29)	563	0	563	0	0	559	0	0	0	36	11	0	0
30)	0	0	0	0	0	0	0	0	0	0	0	0	0
31)	301069	0	301069	1000	0	64944	0	0	0	12186	5075	0	1749
32)	84095	0	84095	1466	0	6914	0	12803	0	3061	376	0	3000
33)	442837	12500	430337	0	0	140136	0	50408	2128	3636	7172	0	3784
34)	721458	6180	715278	3422	0	8334	0	0	25	35554	74025	0	0
35)	513176	1711	511465	0	0	9398	0	105977	0	484	-612	0	97372
36)	107158	15320	91838	5709	0	14125	0	0	0	3841	47380	0	1200
37)	8927	0	8927	0	0	2776	0	0	0	0	8927	0	0
38)	25007	9	24998	0	0	2480	0	0	0	1213	224	0	0
39)	104089	0	104089	0	0	32672	0	0	0	9338	37511	0	0
40)	0	0	0	0	0	0	0	0	0	0	0	0	0
41)	8631	0	8631	310	0	5900	0	0	0	0	1339	0	0
42)	451909	0	451909	2550	0	47342	0	93888	7000	1907	17824	0	174031



**TABLE C**  
-----

**SELECTED FINANCIAL ACTIVITY OF POLITICAL COMMITTEES  
AND THEIR ASSISTANCE TO CANDIDATES BY OFFICE AND PARTY**

**STATE AND LOCAL DEMOCRATIC**

22)	MASSACHUSETTS	TOTAL
23)	MICHIGAN	TOTAL
24)	MINNESOTA	TOTAL
25)	MISSISSIPPI	TOTAL
26)	MISSOURI	TOTAL
27)	MONTANA	TOTAL
28)	NEBRASKA	TOTAL
29)	NEVADA	TOTAL
30)	NEW HAMPSHIRE	TOTAL
31)	NEW JERSEY	TOTAL
32)	NEW MEXICO	TOTAL
33)	NEW YORK	TOTAL
34)	NORTH CAROLINA	TOTAL
35)	NORTH DAKOTA	TOTAL
36)	OHIO	TOTAL
37)	OKLAHOMA	TOTAL
38)	OREGON	TOTAL
39)	PENNSYLVANIA	TOTAL
40)	PUERTO RICO	TOTAL
41)	RHODE ISLAND	TOTAL
42)	SOUTH CAROLINA	TOTAL

CONTRIBUTIONS TO CANDIDATES BY OFFICE AND PARTY AND TOTAL EXPENDITURES ON BEHALF OF CANDIDATES

LINE NUMBER	DEM	PRESIDENT REP	OTHER	DEM	SENATE REP	OTHER	DEM	HOUSE REP	OTHER	TOT. CONTR TO CANDID.	TOT. EXPEN ON CANDID
22)	0	0	0	0	0	0	0	0	0	0	0
23)	0	0	0	6853	0	0	62810	0	0	69663	82996
24)	0	0	0	2035	0	0	9501	0	0	11536	10957
25)	0	0	0	0	0	0	0	0	0	0	0
26)	0	0	0	0	0	0	0	0	0	0	6478
27)	0	0	0	0	0	0	500	0	0	500	0
28)	0	0	0	4852	0	0	15000	0	0	19852	772
29)	0	0	0	0	0	0	0	0	0	0	0
30)	0	0	0	0	0	0	0	0	0	0	0
31)	0	0	0	1440	0	0	3310	0	0	4750	11848
32)	0	0	0	0	0	0	0	0	0	0	0
33)	0	0	0	200	0	0	19495	0	0	19695	0
34)	0	0	0	6740	0	0	59374	0	0	66114	74129
35)	0	0	0	0	0	0	6999	0	0	6999	0
36)	0	0	0	1000	0	0	10708	0	0	11708	2665
37)	0	0	0	0	0	0	0	0	0	0	0
38)	0	0	0	1000	0	0	3750	0	0	4750	0
39)	0	0	0	0	0	0	1750	0	0	1750	0
40)	0	0	0	0	0	0	0	0	0	0	0
41)	0	0	0	0	0	0	0	0	0	0	0
42)	0	0	0	5000	0	0	12000	0	0	17000	0

TABLE C  
-----

SELECTED FINANCIAL ACTIVITY OF POLITICAL COMMITTEES  
AND THEIR ASSISTANCE TO CANDIDATES BY OFFICE AND PARTY

STATE AND LOCAL DEMOCRATIC

43)	SOUTH DAKOTA	TOTAL
44)	TENNESSEE	TOTAL
45)	TEXAS	TOTAL
46)	UTAH	TOTAL
47)	VERMONT	TOTAL
48)	VIRGINIA	TOTAL
49)	WASHINGTON	TOTAL
50)	WEST VIRGINIA	TOTAL
51)	WISCONSIN	TOTAL
52)	WYOMING	TOTAL
	GRAND TOTAL	

RECEIPTS

LINE NUMBER	GROSS RECEIPTS	TRANS IN PARTY SAME STATE	GROSS MINUS TI PSS	REFUNDS REBATES	TRANS IN PARTY OTHER	CORPORATION	LABOR	NON-CONNECT	TRADE MEMBER HEALTH	COOPERATIVE	CORP. W/O STOCK	TOTAL NON-PARTY TRANSFER	IN-KIND CONTRIB REG COM	UNREG COMMITT	LOANS IN	REPAY MENTS	\$101 - \$499 CONTRIB	\$500 & UP CONTRIB
43)	80587	0	80587	0	28806	0	1000	0	0	0	0	1000	0	2557	40000	0	500	6500
44)	270434	0	270434	894	1867	0	5000	0	0	0	0	5000	0	8900	13014	0	2950	9500
45)	252775	17158	235617	0	59842	0	1500	0	0	0	0	1500	0	46835	3500	0	8078	74116
46)	136062	0	136062	0	0	0	0	0	0	0	0	0	0	683	10000	0	750	0
47)	20287	0	20287	0	0	0	100	0	500	0	0	600	0	2200	0	0	550	500
48)	123020	900	122120	0	5000	1000	10153	0	0	0	0	11153	0	9734	10309	110	970	14500
49)	21138	0	21138	0	1679	100	0	0	0	0	0	100	0	1350	0	0	2100	0
50)	58225	0	58225	0	1119	0	100	0	0	0	0	100	0	5025	0	0	9201	27380
51)	304956	6370	298586	1257	58060	800	5000	0	200	1500	200	7400	0	79752	8000	0	13928	3500
52)	98075	0	98075	0	0	0	500	0	0	0	0	500	0	9109	0	0	15846	3000
	8883819	194820	8688999	52076	420750	7845	63028	100	5338	3000	200	79511	146186	1639211	412352	69636	763792	755147

**TABLE C**  
-----

**SELECTED FINANCIAL ACTIVITY OF POLITICAL COMMITTEES  
AND THEIR ASSISTANCE TO CANDIDATES BY OFFICE AND PARTY**

**STATE AND LOCAL DEMOCRATIC**

43)	SOUTH DAKOTA	TOTAL
44)	TENNESSEE	TOTAL
45)	TEXAS	TOTAL
46)	UTAH	TOTAL
47)	VERMONT	TOTAL
48)	VIRGINIA	TOTAL
49)	WASHINGTON	TOTAL
50)	WEST VIRGINIA	TOTAL
51)	WISCONSIN	TOTAL
52)	WYOMING	TOTAL
	GRAND TOTAL	

DISBURSEMENTS

CASH - ON - HAND AND DEBTS

LINE NUMBER	GROSS DISBURSEMENTS	TRANS OUT PARTY SAME ST.	GROSS MINUS TO PSS	TRANS OUT PARTY OTHER	TOTAL NON-PARTY TRANSFER	UNREQ COMMITT	LOANS OUT	REPAY MENTS	CONTRIB REFUNDS	LATEST CASH-ON-HAND	1/1/77 CASH-ON-HAND	DEBTS OWED TO	DEBTS OWED BY
43)	80574	500	80074	15908	0	32926	0	0	0	12	3	0	45661
44)	237618	0	237618	0	0	2065	0	12695	0	38565	6501	0	17955
45)	267987	10471	257516	0	0	72901	0	2500	0	6451	14095	0	2490
46)	129653	12163	117490	0	0	67009	0	0	0	6409	0	0	30000
47)	20295	0	20295	0	0	825	0	6800	0	18	0	0	1200
48)	121153	2610	118543	0	0	4787	0	310	0	3025	5075	150	19692
49)	24872	0	24872	0	0	3928	0	0	0	3752	4127	0	0
50)	57629	0	57629	1119	0	0	0	0	0	1068	0	0	1919
51)	307350	2821	304529	0	0	25389	0	8755	0	7227	9834	0	0
52)	101689	0	101689	0	0	20566	0	0	0	-6631	4385	0	0
	9135373	141160	8994213	74343	0	1552932	51852	457131	11728	260455	504886	174474	779350

**TABLE C**  
-----

**SELECTED FINANCIAL ACTIVITY OF POLITICAL COMMITTEES  
AND THEIR ASSISTANCE TO CANDIDATES BY OFFICE AND PARTY**

**STATE AND LOCAL DEMOCRATIC**

43)	SOUTH DAKOTA	TOTAL
44)	TENNESSEE	TOTAL
45)	TEXAS	TOTAL
46)	UTAH	TOTAL
47)	VERMONT	TOTAL
48)	VIRGINIA	TOTAL
49)	WASHINGTON	TOTAL
50)	WEST VIRGINIA	TOTAL
51)	WISCONSIN	TOTAL
52)	WYOMING	TOTAL
	GRAND TOTAL	

CONTRIBUTIONS TO CANDIDATES BY OFFICE AND PARTY AND TOTAL EXPENDITURES ON BEHALF OF CANDIDATES

LINE NUMBER	DEM	PRESIDENT REP	OTHER	DEM	SENATE REP	OTHER	DEM	HOUSE REP	OTHER	TOT. CONTR TO CANDID.	TOT. EXPEN ON CANDID
43)	0	0	0	15	0	0	0	0	0	15	0
44)	0	0	0	0	0	0	3000	0	0	3000	0
45)	0	0	0	7414	0	0	500	0	0	7914	0
46)	0	0	0	0	0	0	16119	0	0	16119	0
47)	0	0	0	1125	0	0	278	0	0	1403	0
48)	0	0	0	380	0	0	550	0	0	930	61795
49)	0	0	0	0	0	0	8100	0	0	8100	9565
50)	0	0	0	0	0	0	0	0	0	0	0
51)	0	0	0	0	0	0	13237	0	0	13237	0
52)	0	0	0	0	0	0	5000	0	0	5000	0
	0	0	0	71227	0	0	362110	0	0	433337	329765



TABLE C  
-----

SELECTED FINANCIAL ACTIVITY OF POLITICAL COMMITTEES  
AND THEIR ASSISTANCE TO CANDIDATES BY OFFICE AND PARTY

STATE AND LOCAL REPUBLICAN

1)	ALABAMA	TOTAL
2)	ALASKA	TOTAL
3)	ARIZONA	TOTAL
4)	ARKANSAS	TOTAL
5)	CALIFORNIA	TOTAL
6)	COLORADO	TOTAL
7)	CONNECTICUT	TOTAL
8)	DELAWARE	TOTAL
9)	DISTRICT OF COLUMBIA	TOTAL
10)	FLORIDA	TOTAL
11)	GEORGIA	TOTAL
12)	HAWAII	TOTAL
13)	IDAHO	TOTAL
14)	ILLINOIS	TOTAL
15)	INDIANA	TOTAL
16)	IOWA	TOTAL
17)	KANSAS	TOTAL
18)	KENTUCKY	TOTAL
19)	LOUISIANA	TOTAL
20)	MAINE	TOTAL
21)	MARYLAND	TOTAL

R E C E I P T S

LINE NUMBER	GROSS RECEIPTS	TRANS IN PARTY SAME STATE	GROSS MINUS TI PSS	REFUNDS REBATES	TRANS IN PARTY OTHER	CORPORATION	LABOR	NON-CONNECT	TRADE MEMBER HEALTH	COOPERATIVE	CORP. W/O STOCK	TOTAL NON-PARTY TRANSFER	IN-KIND CONTRIB REG COM	UNREG COMMITT	LOANS IN	REPAY MENTS	\$101 - \$499 CONTRIB	\$500 & UP CONTRIB
1)	44008	0	44008	0	29844	0	0	0	0	0	0	0	0	0	0	0	0	5000
2)	36643	0	36643	0	3002	500	0	0	0	0	0	500	0	877	0	0	0	1500
3)	567902	300	567602	686	23235	1698	0	0	0	0	0	1698	0	15705	49999	0	130279	102650
4)	23665	0	23665	0	13125	0	0	0	0	0	0	0	0	3789	0	0	700	5950
5)	1579296	57100	1522196	2627	189905	20100	0	1869	8100	250	0	30319	0	34554	16500	11478	238652	225152
6)	144251	7675	136576	0	48736	0	0	0	0	0	0	0	0	5036	3500	0	1949	2500
7)	227607	400	227207	213	15332	6606	700	0	2875	0	0	10181	0	18249	0	0	20522	80533
8)	21311	0	21311	0	21310	0	0	0	0	0	0	0	0	0	0	0	0	0
9)	114747	19422	95325	88	0	200	0	0	500	0	0	700	0	0	40000	1110	26983	4500
10)	37053	0	37053	0	22035	0	0	0	0	0	0	0	0	84	0	0	1225	0
11)	35732	0	35732	0	12500	0	0	0	0	0	0	0	0	0	0	0	0	0
12)	15374	0	15374	0	14874	0	0	0	0	0	0	0	0	0	0	0	0	0
13)	25277	0	25277	4555	11061	0	0	0	0	0	0	0	0	0	0	0	400	1000
14)	1023843	0	1023843	15573	75898	5034	0	0	0	0	0	5034	0	1000	70000	0	37510	173118
15)	388569	3346	385223	28	15937	0	0	0	0	0	0	0	0	10805	10000	0	19748	46064
16)	1246667	3657	1243010	0	14652	2550	1100	0	2300	0	200	6150	0	356768	189000	0	129849	128150
17)	233278	553	232725	900	20168	0	0	5000	0	0	0	5000	0	300	0	0	1700	55325
18)	213924	5034	208890	690	20862	0	0	0	1000	0	0	1000	0	56186	1500	0	19191	4627
19)	42252	0	42252	10000	23147	0	0	0	0	0	0	0	0	0	0	0	2050	3000
20)	259414	0	259414	0	14583	0	0	0	0	0	0	0	0	500	5000	0	14010	19845
21)	359623	0	359623	1829	34996	0	0	0	0	0	0	0	0	7731	20000	4100	11697	12700

**TABLE C**  
-----

**SELECTED FINANCIAL ACTIVITY OF POLITICAL COMMITTEES  
AND THEIR ASSISTANCE TO CANDIDATES BY OFFICE AND PARTY**

**STATE AND LOCAL REPUBLICAN**

1)	ALABAMA	TOTAL
2)	ALASKA	TOTAL
3)	ARIZONA	TOTAL
4)	ARKANSAS	TOTAL
5)	CALIFORNIA	TOTAL
6)	COLORADO	TOTAL
7)	CONNECTICUT	TOTAL
8)	DELAWARE	TOTAL
9)	DISTRICT OF COLUMBIA	TOTAL
10)	FLORIDA	TOTAL
11)	GEORGIA	TOTAL
12)	HAWAII	TOTAL
13)	IDAHO	TOTAL
14)	ILLINOIS	TOTAL
15)	INDIANA	TOTAL
16)	IOWA	TOTAL
17)	KANSAS	TOTAL
18)	KENTUCKY	TOTAL
19)	LOUISIANA	TOTAL
20)	MAINE	TOTAL
21)	MARYLAND	TOTAL

DISBURSEMENTS

CASH - ON - HAND AND DEBTS

LINE NUMBER	GROSS DISBURSEMENTS	TRANS OUT PARTY SAME ST.	GROSS MINUS TO PSS	TRANS OUT PARTY OTHER	TOTAL NON-PARTY TRANSFER	UNREG COMMIT	LOANS OUT	REPAYMENTS	CONTRIB REFUNDS	LATEST CASH-ON-HAND	1/1/77 CASH-ON-HAND	DEBTS OWED TO	DEBTS OWED BY
1)	53882	0	53882	100	0	15400	0	0	0	519	10395	0	0
2)	37906	0	37906	0	0	3348	0	0	0	1719	3010	0	0
3)	572063	0	572063	780	5617	84809	0	18988	1620	7388	11553	27325	32401
4)	23663	0	23663	1756	0	2007	0	0	0	0	0	0	695
5)	1613202	95116	1518166	605	0	352319	2500	25278	1000	84639	106662	1221	13221
6)	157708	8076	149632	0	0	36249	0	2500	0	2182	17385	0	6162
7)	238731	925	237806	100	0	93494	0	0	450	9755	19519	0	242
8)	21308	0	21308	0	0	5738	0	0	0	0	0	0	0
9)	99192	1888	97304	0	0	1000	0	1110	0	20275	4723	0	41872
10)	37633	0	37633	0	0	1684	0	0	0	2902	3483	0	0
11)	35435	0	35435	0	0	2564	0	0	0	1643	1104	0	50
12)	16960	0	16960	0	0	1110	0	0	0	191	0	0	0
13)	25276	0	25276	0	0	0	0	0	0	0	0	0	0
14)	1021859	25	1021834	3024	0	83565	0	20303	0	8003	1984	0	70000
15)	340953	24612	316341	653	0	8707	0	25000	0	61737	16155	0	13200
16)	1240707	1392	1239315	6837	0	71873	0	15000	300	15300	9349	0	258198
17)	257667	498	257169	0	0	2578	0	0	0	259	24649	10000	0
18)	246904	12272	234632	0	0	56911	0	1500	0	13171	46613	0	0
19)	42440	0	42440	0	0	18140	0	0	0	8	194	0	0
20)	248502	0	248502	237	0	5100	0	0	0	12508	1596	0	5000
21)	374635	175	374460	25	0	9185	3300	12987	83	22257	38048	0	8113

TABLE C  
-----

SELECTED FINANCIAL ACTIVITY OF POLITICAL COMMITTEES  
AND THEIR ASSISTANCE TO CANDIDATES BY OFFICE AND PARTY

STATE AND LOCAL REPUBLICAN

1)	ALABAMA	TOTAL
2)	ALASKA	TOTAL
3)	ARIZONA	TOTAL
4)	ARKANSAS	TOTAL
5)	CALIFORNIA	TOTAL
6)	COLORADO	TOTAL
7)	CONNECTICUT	TOTAL
8)	DELAWARE	TOTAL
9)	DISTRICT OF COLUMBIA	TOTAL
10)	FLORIDA	TOTAL
11)	GEORGIA	TOTAL
12)	HAWAII	TOTAL
13)	IDAHO	TOTAL
14)	ILLINOIS	TOTAL
15)	INDIANA	TOTAL
16)	IOWA	TOTAL
17)	KANSAS	TOTAL
18)	KENTUCKY	TOTAL
19)	LOUISIANA	TOTAL
20)	MAINE	TOTAL
21)	MARYLAND	TOTAL

CONTRIBUTIONS TO CANDIDATES BY OFFICE AND PARTY AND TOTAL EXPENDITURES ON BEHALF OF CANDIDATES

LINE NUMBER	DEM	PRESIDENT REP	OTHER	DEM	SENATE REP	OTHER	DEM	HOUSE REP	OTHER	TOT. CONTR TO CANDID.	TOT. EXPEN ON CANDID
1)	0	0	0	0	0	0	0	0	0	0	0
2)	0	0	0	0	250	0	0	3750	0	4000	0
3)	0	0	0	0	0	0	0	5767	0	5767	0
4)	0	0	0	0	250	0	0	1000	0	1250	0
5)	0	0	0	0	0	0	0	107888	0	107888	61572
6)	0	0	0	0	4622	0	0	17802	0	22424	0
7)	0	0	0	0	0	0	0	31142	0	31142	12000
8)	0	0	0	0	0	0	0	0	0	0	0
9)	0	0	0	0	0	0	0	0	0	0	0
10)	0	0	0	0	0	0	0	9000	0	9000	25487
11)	0	0	0	0	0	0	0	2600	0	2600	0
12)	0	0	0	0	0	0	0	0	0	0	0
13)	0	0	0	0	0	0	0	0	0	0	0
14)	0	0	0	0	59	0	0	10000	0	10059	42
15)	0	0	0	0	0	0	0	21238	0	21238	40438
16)	0	0	0	0	5000	0	0	24900	0	29900	90389
17)	0	0	0	0	8900	0	0	22250	0	31150	13075
18)	0	0	0	0	0	0	0	0	0	0	19026
19)	0	0	0	0	0	0	0	14300	0	14300	0
20)	0	0	0	0	1240	0	0	2000	0	3240	0
21)	0	0	0	0	0	0	0	237	0	237	0

**TABLE C**  
-----

**SELECTED FINANCIAL ACTIVITY OF POLITICAL COMMITTEES  
AND THEIR ASSISTANCE TO CANDIDATES BY OFFICE AND PARTY**

**STATE AND LOCAL REPUBLICAN**

22)	MASSACHUSETTS	TOTAL
23)	MICHIGAN	TOTAL
24)	MINNESOTA	TOTAL
25)	MISSISSIPPI	TOTAL
26)	MISSOURI	TOTAL
27)	MONTANA	TOTAL
28)	NEBHASKA	TOTAL
29)	NEVADA	TOTAL
30)	NEW HAMPSHIRE	TOTAL
31)	NEW JERSEY	TOTAL
32)	NEW MEXICO	TOTAL
33)	NEW YORK	TOTAL
34)	NORTH CAROLINA	TOTAL
35)	NORTH DAKOTA	TOTAL
36)	OHIO	TOTAL
37)	OKLAHOMA	TOTAL
38)	OREGON	TOTAL
39)	PENNSYLVANIA	TOTAL
40)	RHODE ISLAND	TOTAL
41)	SOUTH CAROLINA	TOTAL
42)	SOUTH DAKOTA	TOTAL

R E C E I P T S

LINE NUMBER	GROSS RECEIPTS	TRANS IN PARTY SAME STATE	GROSS MINUS TI PSS	REFUNDS REBATES	TRANS IN PARTY OTHER	CORPORATION	LABOR	NON-CONNECT	TRADE MEMBER HEALTH	COOPER ACTIVE	CORP. W/O STOCK	TOTAL NON-PARTY TRANSFER	IN-KIND CONTRIB REG COM	UNREG COMMITT	LOANS IN	REPAY MENTS	\$101 - \$499 CONTRIB	\$500 & UP CONTRIB
22)	45588	0	45588	0	40509	0	0	0	0	0	0	0	0	500	0	0	0	2400
23)	3730751	1312775	2417976	1778	75381	6363	380	0	9265	0	0	16008	0	54549	4200	0	537078	531135
24)	3088518	39952	3048566	37538	130954	6200	3000	2280	1375	0	3000	15855	0	88152	220000	4950	184374	288215
25)	50146	0	50146	0	15758	1000	0	0	0	0	0	1000	0	1924	0	0	7990	7600
26)	199558	0	199558	0	24333	500	100	0	0	0	200	800	0	6922	0	0	22553	14356
27)	222294	750	221544	0	16790	500	0	0	0	0	0	500	0	13286	6500	0	2629	4500
28)	101427	0	101427	8680	14666	700	0	0	0	0	0	700	0	18700	0	0	3245	10625
29)	71202	0	71202	0	16667	0	0	0	0	0	0	0	0	2500	0	0	12500	2500
30)	212220	5844	206376	1149	39670	0	0	0	0	0	0	0	0	0	40000	0	10715	9300
31)	17082	0	17082	0	0	0	0	0	0	0	0	0	0	0	0	0	450	1824
32)	47379	0	47379	0	17113	500	0	125	0	0	0	625	0	0	0	0	6675	0
33)	130707	0	130707	0	125060	0	0	0	0	0	0	0	0	0	0	0	2000	0
34)	254996	0	254996	200	12248	0	0	0	0	0	0	0	0	94162	18000	0	31289	2500
35)	112499	18690	93809	0	14625	0	0	0	0	0	0	0	0	0	3500	0	3397	0
36)	4805287	1190460	3614827	4520	33683	4500	0	0	0	0	600	5100	0	23252	0	0	317426	1748864
37)	716671	0	716671	1381	63948	500	0	0	0	0	0	500	0	5034	5000	0	123848	181575
38)	23336	0	23336	7	0	0	0	0	0	0	0	0	0	7390	0	0	300	0
39)	138989	0	138989	0	53160	10200	1700	0	4000	200	0	16100	0	6510	0	0	11400	5500
40)	60338	0	60338	0	18215	0	0	0	0	0	0	0	0	800	0	0	4400	2100
41)	36664	0	36664	0	16535	0	0	0	0	0	0	0	0	0	2150	0	450	0
42)	94889	0	94889	0	14869	0	0	0	0	0	0	0	0	2786	0	0	13277	5500



TABLE C  
-----

SELECTED FINANCIAL ACTIVITY OF POLITICAL COMMITTEES  
AND THEIR ASSISTANCE TO CANDIDATES BY OFFICE AND PARTY

STATE AND LOCAL REPUBLICAN

22)	MASSACHUSETTS	TOTAL
23)	MICHIGAN	TOTAL
24)	MINNESOTA	TOTAL
25)	MISSISSIPPI	TOTAL
26)	MISSOURI	TOTAL
27)	MONTANA	TOTAL
28)	NEBRASKA	TOTAL
29)	NEVADA	TOTAL
30)	NEW HAMPSHIRE	TOTAL
31)	NEW JERSEY	TOTAL
32)	NEW MEXICO	TOTAL
33)	NEW YORK	TOTAL
34)	NORTH CAROLINA	TOTAL
35)	NORTH DAKOTA	TOTAL
36)	OHIO	TOTAL
37)	OKLAHOMA	TOTAL
38)	OREGON	TOTAL
39)	PENNSYLVANIA	TOTAL
40)	RHODE ISLAND	TOTAL
41)	SOUTH CAROLINA	TOTAL
42)	SOUTH DAKOTA	TOTAL

DISBURSEMENTS

CASH - ON - HAND AND DEBTS

LINE NUMBER	GROSS DISBURSEMENTS	TRANS OUT PARTY SAME ST.	GROSS MINUS TO PSS	TRANS OUT PARTY OTHER	TOTAL NON-PARTY TRANSFER	UNREG COMMITT	LOANS OUT	REPAY MENTS	CONTRIB REFUNDS	LATEST CASH-ON-HAND	1/1/77 CASH-ON-HAND	DEBTS OWED TO	DEBTS OWED BY
22)	55103	0	55103	0	0	18715	0	0	0	10218	1870	0	0
23)	3779237	1278822	2500415	938	0	205078	0	20122	0	18020	58540	131	146998
24)	3106508	47777	3058731	618	780	672010	4000	102619	0	17387	17021	0	250000
25)	49883	0	49883	0	0	40650	0	0	0	263	0	0	0
26)	191845	0	191845	0	0	0	0	3177	0	12852	9727	0	12
27)	223021	0	223021	548	0	250	0	2500	0	3571	2775	0	3698
28)	101677	0	101677	0	0	51912	0	0	0	73	126	0	0
29)	81538	2124	79414	0	0	14076	0	999	0	281	10617	0	0
30)	212209	22021	190188	0	225	11227	0	1231	0	734	2820	0	32462
31)	16372	0	16372	0	0	11754	3000	0	0	710	0	3000	0
32)	47643	0	47643	210	0	30177	0	0	0	148	519	0	0
33)	128525	0	128525	0	0	25920	0	0	0	5971	3765	0	75750
34)	249146	0	249146	250	0	44264	0	6523	0	2850	2925	0	17733
35)	102947	9806	93141	0	0	21731	0	7317	0	11999	2456	9364	0
36)	4872825	1518496	3354329	3092	0	822621	900	1000	3766	24062	95670	8183	120873
37)	704867	8901	695966	785	35	254308	0	5000	0	17950	6149	0	2018
38)	21778	500	21278	0	0	6950	0	0	0	403	650	0	0
39)	131596	0	131596	0	0	58334	0	0	200	12053	2865	0	0
40)	58763	0	58763	103	0	34990	0	0	0	2037	462	0	0
41)	40149	0	40149	633	100	7340	0	4506	0	912	4400	0	1323
42)	105492	0	105492	0	0	28441	0	0	0	1460	12065	0	0

**TABLE C**  
-----

**SELECTED FINANCIAL ACTIVITY OF POLITICAL COMMITTEES  
AND THEIR ASSISTANCE TO CANDIDATES BY OFFICE AND PARTY**

**STATE AND LOCAL REPUBLICAN**

22)	MASSACHUSETTS	TOTAL
23)	MICHIGAN	TOTAL
24)	MINNESOTA	TOTAL
25)	MISSISSIPPI	TOTAL
26)	MISSOURI	TOTAL
27)	MONTANA	TOTAL
28)	NEBRASKA	TOTAL
29)	NEVADA	TOTAL
30)	NEW HAMPSHIRE	TOTAL
31)	NEW JERSEY	TOTAL
32)	NEW MEXICO	TOTAL
33)	NEW YORK	TOTAL
34)	NORTH CAROLINA	TOTAL
35)	NORTH DAKOTA	TOTAL
36)	OHIO	TOTAL
37)	OKLAHOMA	TOTAL
38)	OREGON	TOTAL
39)	PENNSYLVANIA	TOTAL
40)	RHODE ISLAND	TOTAL
41)	SOUTH CAROLINA	TOTAL
42)	SOUTH DAKOTA	TOTAL

CONTRIBUTIONS TO CANDIDATES BY OFFICE AND PARTY AND TOTAL EXPENDITURES ON BEHALF OF CANDIDATES

LINE NUMBER	PRESIDENT			SENATE			HOUSE			TOT. CONTR TO CANDID.	TOT. EXPEN ON CANDID
	DEM	REP	OTHER	DEM	REP	OTHER	DEM	REP	OTHER		
22)	0	0	0	0	0	0	0	9100	0	9100	0
23)	0	0	0	0	2745	0	0	15391	0	18136	0
24)	0	0	0	0	12638	0	0	48790	0	61428	96720
25)	0	0	0	0	0	0	0	0	0	0	0
26)	0	0	0	0	0	0	0	224	0	224	0
27)	0	0	0	0	500	0	0	300	0	800	0
28)	0	0	0	0	1675	0	0	3000	0	4675	0
29)	0	0	0	0	0	0	0	0	0	0	0
30)	0	0	0	0	0	0	0	4000	0	4000	0
31)	0	0	0	0	761	0	0	854	0	1615	0
32)	0	0	0	0	0	0	0	0	0	0	7446
33)	0	0	0	0	0	0	0	22000	0	22000	0
34)	0	0	0	0	0	0	0	31144	0	31144	0
35)	0	0	0	0	0	0	0	0	0	0	651
36)	0	0	0	0	0	0	0	13691	0	13691	17364
37)	0	0	0	0	11402	0	0	21433	0	32835	31333
38)	0	0	0	0	400	0	0	7054	0	7454	0
39)	0	0	0	0	0	0	0	9103	0	9103	2000
40)	0	0	0	0	500	0	0	1275	0	1775	0
41)	0	0	0	0	342	0	0	901	0	1243	0
42)	0	0	0	0	8164	0	0	10000	0	18164	0

**TABLE C**  
-----

**SELECTED FINANCIAL ACTIVITY OF POLITICAL COMMITTEES  
AND THEIR ASSISTANCE TO CANDIDATES BY OFFICE AND PARTY**

**STATE AND LOCAL REPUBLICAN**

43)	TENNESSEE	TOTAL
44)	TEXAS	TOTAL
45)	UTAH	TOTAL
46)	VERMONT	TOTAL
47)	VIRGINIA	TOTAL
48)	WASHINGTON	TOTAL
49)	WEST VIRGINIA	TOTAL
50)	WISCONSIN	TOTAL
51)	WYOMING	TOTAL
52)	FOREIGN COUNTRIES	TOTAL
	GRAND TOTAL	

R E C E I P T S

LINE NUMBER	GROSS RECEIPTS	TRANS IN PARTY SAME STATE	GROSS MINUS TI PSS	REFUNDS REBATES	TRANS IN PARTY OTHER	CORPORATION	LABOR	NON-CONNECT	TRADE MEMBER HEALTH	COOPERATIVE	CORP. W/O STOCK	TOTAL NON-PARTY TRANSFER	IN-KIND CONTRIB REG COM	UNNEG COMMITT	LOANS IN	REPAY MENTS	\$101 - \$499 CONTRIB	\$500 & UP CONTRIB
43)	228906	173	228733	1000	35700	9000	500	0	5100	0	0	14600	0	17300	0	0	11180	71500
44)	895967	25005	870962	342	86555	1582	0	1545	500	0	0	3627	0	359890	16500	200	71944	73405
45)	6549	0	6549	0	5250	0	0	0	0	0	0	0	0	0	0	0	0	0
46)	93888	0	93888	0	16651	0	0	0	0	0	0	0	0	0	0	0	12197	3072
47)	844446	3557	840889	10022	104256	200	0	0	220	0	0	420	0	17926	0	5000	20437	55350
48)	207860	16958	190902	1741	59325	1050	0	0	0	0	0	1050	0	6100	10000	0	12036	49725
49)	133331	400	132931	200	21788	0	2500	800	0	0	0	3300	0	3676	0	0	20563	12100
50)	153239	4281	148958	2000	20104	60	0	0	0	1500	0	1560	0	3781	0	0	1040	2000
51)	302929	0	302929	462	19499	500	860	420	0	0	0	1780	0	25	15000	0	112086	41752
52)	8991	722	8269	0	0	0	0	0	0	0	0	0	0	0	0	0	2360	0
	23677083	2717054	20960029	106209	1738514	80043	10840	12039	35235	1950	4000	144107	0	1246754	746349	26838	2216304	3999012

**TABLE C**  
-----

**SELECTED FINANCIAL ACTIVITY OF POLITICAL COMMITTEES  
AND THEIR ASSISTANCE TO CANDIDATES BY OFFICE AND PARTY**

**STATE AND LOCAL REPUBLICAN**

43)	TENNESSEE	TOTAL
44)	TEXAS	TOTAL
45)	UTAH	TOTAL
46)	VERMONT	TOTAL
47)	VIRGINIA	TOTAL
48)	WASHINGTON	TOTAL
49)	WEST VIRGINIA	TOTAL
50)	WISCONSIN	TOTAL
51)	WYOMING	TOTAL
52)	FOREIGN COUNTRIES	TOTAL
	GRAND TOTAL	

DISBURSEMENTS

CASH - ON - HAND AND DEBTS

LINE NUMBER	GROSS DISBURSEMENTS	TRANS OUT PARTY SAME ST.	GROSS MINUS TO PSS	TRANS OUT PARTY OTHER	TOTAL NON-PARTY TRANSFER	UNREG COMMITT	LOANS OUT	REPAY MENTS	CONTRIB REFUNDUS	LATEST CASH-ON-HAND	1/1/77 CASH-ON-HAND	DEBTS OWED TO	DEBTS OWED BY
43)	235517	1673	233844	464	0	115673	0	7000	0	5200	11786	0	0
44)	897864	24832	873032	1100	0	85150	0	9702	0	16024	15989	75	22853
45)	5193	0	5193	0	0	773	0	0	0	136	0	0	0
46)	69770	0	69770	0	0	25111	0	0	0	24237	122	0	0
47)	820465	11465	809000	2334	0	223592	5000	5260	150	16709	10375	2496	26881
48)	207372	13533	193839	1250	0	11531	0	9700	2500	4008	2214	0	0
49)	133775	400	133375	0	0	4195	0	0	4362	3720	3707	0	4618
50)	150155	18630	131525	0	0	11304	0	0	0	11772	6190	0	0
51)	316977	0	316977	716	0	129025	0	5000	1227	3197	17246	0	10150
52)	8062	192	7870	0	0	0	0	0	0	3193	0	0	2388
	23832980	3104151	20728829	27158	6757	3822883	18700	314322	15658	496606	619473	61795	1166911



TABLE C  
-----

SELECTED FINANCIAL ACTIVITY OF POLITICAL COMMITTEES  
AND THEIR ASSISTANCE TO CANDIDATES BY OFFICE AND PARTY

STATE AND LOCAL REPUBLICAN

43)	TENNESSEE	TOTAL
44)	TEXAS	TOTAL
45)	UTAH	TOTAL
46)	VERMONT	TOTAL
47)	VIRGINIA	TOTAL
48)	WASHINGTON	TOTAL
49)	WEST VIRGINIA	TOTAL
50)	WISCONSIN	TOTAL
51)	WYOMING	TOTAL
52)	FOREIGN COUNTRIES	TOTAL
	GRAND TOTAL	

CONTRIBUTIONS TO CANDIDATES BY OFFICE AND PARTY AND TOTAL EXPENDITURES ON BEHALF OF CANDIDATES

LINE NUMBER	DEM	PRESIDENT REP	OTHER	DEM	SENATE REP	OTHER	DEM	HOUSE REP	OTHER	TOT. CONTR TO CANDID.	TOT. EXPEN ON CANDID
43)	0	0	0	0	0	0	0	5000	0	5000	19226
44)	0	0	0	0	10295	0	0	67128	0	77423	9901
45)	0	0	0	0	0	0	0	1000	0	1000	0
46)	0	0	0	0	0	0	0	5000	0	5000	0
47)	0	-150	0	0	9889	0	0	20324	0	30063	94163
48)	0	0	0	0	0	0	0	25993	0	25993	30528
49)	0	0	0	0	5858	0	0	1676	0	7534	0
50)	0	0	0	0	0	0	0	40596	3000	43596	7001
51)	0	0	0	0	9000	0	0	9000	0	18000	1612
52)	0	0	0	0	0	0	0	0	0	0	0
	0	-150	0	0	94490	0	0	647851	3000	745191	579974

TABLE D

## SELECTED FINANCIAL ACTIVITY OF POLITICAL COMMITTEES

SUMMARY INFORMATION								
DEMOCRATIC AND REPUBLICAN								
COMMITTEE GROUPS	GROSS RECPT MINUS TRANS IN AFF/PSS	GROSS DISB MINUS TRANS OUT AFF/PSS	LATEST CASH-ON HAND	DEBTS OWED TO	DEBTS OWED BY	CONTRIB TO CANDIDATES	EXPEND ON BEHALF OF CANDIDATES	NUMBER OF COMMITTEES
DEMOCRATIC								
NATIONAL COMMITTEES	11314008	11455639	221347	559632	2303084	64307	68822	9
SENATORIAL	269981	893773	39877	0	0	427000	0	1
CONGRESSIONAL	2766963	2118161	62411	0	0	537438	0	5
ASSOC OF STATE DEM CHAIR	2593134	2530290	62843	0	4166	0	0	1
OTHER NATIONAL	725733	699686	85076	5995	0	403502	0	5
PRESIDENTIAL CONVENTIONS	5652	198505	0	0	0	0	0	2
STATE/LOCAL	8688999	8994213	260455	174474	779350	433337	329765	333
TOTALS	26364470	26890267	732009	740101	3086600	1865584	398587	356
REPUBLICAN								
NATIONAL COMMITTEES	34221058	36016600	469421	1365521	434143	905244	336981	9
SENATORIAL	10882480	11107961	50980	40050	97500	456110	2599290	2
CONGRESSIONAL	14062070	15695690	887199	25000	385528	1817424	839421	2
NATIONAL FUNDRAISING	3577708	886743	0	0	0	0	0	2
OTHER NATIONAL	809339	988018	187662	0	700	598382	0	4
PRESIDENTIAL CONVENTIONS	13169	456121	26310	425	9952	0	0	3
STATE/LOCAL	20960029	20728829	496606	61795	1166911	745191	579974	366
TOTALS	84525853	85879962	2118178	1492791	2094734	4522351	4355666	388

TABLE E  
-----

CONTRIBUTIONS TO CANDIDATES FROM POLITICAL COMMITTEES  
BY OFFICE AND INCUMBENT/CHALLENGER-OTHER/OPEN-SEAT CANDIDATE STATUS

NATIONAL AND STATE/LOCAL - DEMOCRATIC

\*\*\*PRESIDENT\*\*

COMMITTEE GROUPS	INCUMBENT			CHALLENGER-OTHER			OPEN-SEAT			TOTALS		
	#	\$	%	#	\$	%	#	\$	%	#	\$	%
NATIONAL COMMITTEES	1	8246	100.0	0	0	0.0	0	0	0.0	1	8246	100.0
SENATORIAL	0	0	0.0	0	0	0.0	0	0	0.0	0	0	0.0
CONGRESSIONAL	0	0	0.0	0	0	0.0	0	0	0.0	0	0	0.0
ASSOC OF STATE DEM CHAIR	0	0	0.0	0	0	0.0	0	0	0.0	0	0	0.0
OTHER NATIONAL	0	0	0.0	0	0	0.0	0	0	0.0	0	0	0.0
STATE/LOCAL	0	0	0.0	0	0	0.0	0	0	0.0	0	0	0.0
TOTALS	1	8246	100.0	0	0	0.0	0	0	0.0	1	8246	100.0

\*\*\*SENATE\*\*

COMMITTEE GROUPS	INCUMBENT			CHALLENGER-OTHER			OPEN-SEAT			TOTALS		
	#	\$	%	#	\$	%	#	\$	%	#	\$	%
NATIONAL COMMITTEES	2	350	70.0	1	150	30.0	0	0	0.0	3	500	100.0
SENATORIAL	13	173500	40.6	12	160000	37.5	7	93500	21.9	32	427000	100.0
CONGRESSIONAL	0	0	0.0	0	0	0.0	0	0	0.0	0	0	0.0
ASSOC OF STATE DEM CHAIR	0	0	0.0	0	0	0.0	0	0	0.0	0	0	0.0
OTHER NATIONAL	0	0	0.0	0	0	0.0	0	0	0.0	0	0	0.0
STATE/LOCAL	13	10278	14.4	22	48969	68.8	8	11980	16.8	43	71227	100.0
TOTALS	28	184128	36.9	35	209119	41.9	15	105480	21.1	78	498727	100.0

TABLE E

CONTRIBUTIONS TO CANDIDATES FROM POLITICAL COMMITTEES  
BY OFFICE AND INCUMBENT/CHALLENGER-OTHER/OPEN-SEAT CANDIDATE STATUS

NATIONAL AND STATE/LOCAL - DEMOCRATIC

\*\*HOUSE\*\*

COMMITTEE GROUPS	INCUMBENT			CHALLENGER-OTHER			OPEN-SEAT			TOTALS		
	#	\$	%	#	\$	%	#	\$	%	#	\$	%
NATIONAL COMMITTEES	25	25300	45.5	3	2207	4.0	16	28054	50.5	44	55561	100.0
SENATORIAL	0	0	0.0	0	0	0.0	0	0	0.0	0	0	0.0
CONGRESSIONAL	65	236500	44.0	31	95000	17.7	46	205938	38.3	142	537438	100.0
ASSOC OF STATE DEM CHAIR	0	0	0.0	0	0	0.0	0	0	0.0	0	0	0.0
OTHER NATIONAL	247	253202	62.8	51	48700	12.1	79	101600	25.2	377	403502	100.0
STATE/LOCAL	86	170160	47.0	70	130578	36.1	32	61372	16.9	188	362110	100.0
TOTALS	423	685162	50.4	155	276485	20.4	173	396964	29.2	751	1358611	100.0

\*\*ALL FEDERAL CANDIDATES\*\*

COMMITTEE GROUPS	INCUMBENT			CHALLENGER-OTHER			OPEN-SEAT			TOTALS		
	#	\$	%	#	\$	%	#	\$	%	#	\$	%
NATIONAL COMMITTEES	28	33896	52.7	4	2357	3.7	16	28054	43.6	48	64307	100.0
SENATORIAL	13	173500	40.6	12	160000	37.5	7	93500	21.9	32	427000	100.0
CONGRESSIONAL	65	236500	44.0	31	95000	17.7	46	205938	38.3	142	537438	100.0
ASSOC OF STATE DEM CHAIR	0	0	0.0	0	0	0.0	0	0	0.0	0	0	0.0
OTHER NATIONAL	247	253202	62.8	51	48700	12.1	79	101600	25.2	377	403502	100.0
STATE/LOCAL	99	180438	41.6	92	179547	41.4	40	73352	16.9	231	433337	100.0
TOTALS	452	877536	47.0	190	485604	26.0	188	502444	26.9	830	1865584	100.0

TABLE E

CONTRIBUTIONS TO CANDIDATES FROM POLITICAL COMMITTEES  
BY OFFICE AND INCUMBENT/CHALLENGER-OTHER/OPEN-SEAT CANDIDATE STATUS

## NATIONAL AND STATE/LOCAL - REPUBLICAN

## \*\*PRESIDENT\*\*

COMMITTEE GROUPS	INCUMBENT			CHALLENGER-OTHER			OPEN-SEAT			TOTALS		
	#	\$	%	#	\$	%	#	\$	%	#	\$	%
NATIONAL COMMITTEES	0	0	0.0	0	0	0.0	0	0	0.0	0	0	0.0
SENATORIAL	0	0	0.0	0	0	0.0	0	0	0.0	0	0	0.0
CONGRESSIONAL	0	0	0.0	0	0	0.0	0	0	0.0	0	0	0.0
NATIONAL FUNDRAISING	0	0	0.0	0	0	0.0	0	0	0.0	0	0	0.0
OTHER NATIONAL	0	0	0.0	0	0	0.0	0	0	0.0	0	0	0.0
STATE/LOCAL	0	0	0.0	1	-150	100.0	0	0	0.0	1	-150	100.0
TOTALS	0	0	0.0	1	-150	100.0	0	0	0.0	1	-150	100.0

## \*\*SENATE\*\*

COMMITTEE GROUPS	INCUMBENT			CHALLENGER-OTHER			OPEN-SEAT			TOTALS		
	#	\$	%	#	\$	%	#	\$	%	#	\$	%
NATIONAL COMMITTEES	13	61886	76.7	3	18056	22.4	1	736	0.9	17	80678	100.0
SENATORIAL	13	131524	28.8	16	196830	43.2	10	127731	28.0	39	456085	100.0
CONGRESSIONAL	0	0	0.0	0	0	0.0	0	0	0.0	0	0	0.0
NATIONAL FUNDRAISING	0	0	0.0	0	0	0.0	0	0	0.0	0	0	0.0
OTHER NATIONAL	11	7402	7.1	16	52445	50.0	14	45070	43.0	41	104917	100.0
STATE/LOCAL	21	14577	15.4	15	24387	25.8	18	55526	58.8	54	94490	100.0
TOTALS	58	215389	29.3	50	291718	39.6	43	229063	31.1	151	736170	100.0

TABLE E

CONTRIBUTIONS TO CANDIDATES FROM POLITICAL COMMITTEES  
BY OFFICE AND INCUMBENT/CHALLENGER-OTHER/OPEN-SEAT CANDIDATE STATUS

## NATIONAL AND STATE/LOCAL - REPUBLICAN

## \*\*HOUSE\*\*

COMMITTEE GROUPS	INCUMBENT			CHALLENGER-OTHER			OPEN-SEAT			TOTALS		
	#	\$	%	#	\$	%	#	\$	%	#	\$	%
NATIONAL COMMITTEES	42	182916	22.2	81	360166	43.7	56	281484	34.1	179	824566	100.0
SENATORIAL	0	0	0.0	1	25	100.0	0	0	0.0	1	25	100.0
CONGRESSIONAL	133	973888	53.6	104	512018	28.2	53	331518	18.2	290	1817424	100.0
NATIONAL FUNDRAISING	0	0	0.0	0	0	0.0	0	0	0.0	0	0	0.0
OTHER NATIONAL	108	29654	6.0	107	251011	50.9	70	212800	43.1	285	493465	100.0
STATE/LOCAL	87	109704	16.9	163	351875	54.1	72	189272	29.1	322	650851	100.0
TOTALS	370	1296162	34.2	456	1475095	39.0	251	1015074	26.8	1077	3786331	100.0

## \*\*ALL FEDERAL CANDIDATES\*\*

COMMITTEE GROUPS	INCUMBENT			CHALLENGER-OTHER			OPEN-SEAT			TOTALS		
	#	\$	%	#	\$	%	#	\$	%	#	\$	%
NATIONAL COMMITTEES	55	244802	27.0	84	378222	41.8	57	282220	31.2	196	905244	100.0
SENATORIAL	13	131524	28.8	17	196855	43.2	10	127731	28.0	40	456110	100.0
CONGRESSIONAL	133	973888	53.6	104	512018	28.2	53	331518	18.2	290	1817424	100.0
NATIONAL FUNDRAISING	0	0	0.0	0	0	0.0	0	0	0.0	0	0	0.0
OTHER NATIONAL	119	37056	6.2	123	303456	50.7	84	257870	43.1	326	598382	100.0
STATE/LOCAL	108	124281	16.7	179	376112	50.5	90	244798	32.9	377	745191	100.0
TOTALS	428	1511551	33.4	507	1766663	39.1	294	1244137	27.5	1229	4522351	100.0

TABLE F

CONTRIBUTIONS TO CANDIDATES FROM POLITICAL COMMITTEES  
BY CONTRIBUTION AMOUNT  
NATIONAL AND STATE/LOCAL - DEMOCRATIC

NUMBER	COMMITTEE GROUPS	\$1 - 99			\$100 - 249			\$250 - 499			\$500 - 999		
		#	\$	%	#	\$	%	#	\$	%	#	\$	%
1)	DEM NATIONAL COMMS	1	50	.08	3	457	.71	2	500	.78	0	0	.00
2)	DEM SENATORIAL	0	0	.00	0	0	.00	0	0	.00	0	0	.00
3)	DEM CONGRESSIONAL	0	0	.00	0	0	.00	0	0	.00	1	500	.09
4)	ASSN OF ST DEM CHAIR	0	0	.00	0	0	.00	0	0	.00	0	0	.00
5)	DEM STUDY GROUP	0	0	.00	0	0	.00	0	0	.00	1	500	.63
6)	BURTON COMMITTEE	0	0	.00	0	0	.00	0	0	.00	0	0	.00
7)	WRIGHT COMMITTEE	0	0	.00	1	200	.06	1	400	.13	129	66000	20.88
8)	BRADENAS COMMITTEE	0	0	.00	1	190	5.01	3	1000	26.39	5	2600	68.60
9)	O'NEILL FUND	0	0	.00	1	112	3.10	0	0	.00	5	2500	69.21
10)	ALABAMA	0	0	.00	0	0	.00	0	0	.00	0	0	.00
11)	ALASKA	0	0	.00	0	0	.00	0	0	.00	0	0	.00
12)	ARIZONA	0	0	.00	0	0	.00	0	0	.00	0	0	.00
13)	ARKANSAS	1	66	1.32	0	0	.00	1	332	6.65	1	532	10.66
14)	CALIFORNIA	1	65	.38	7	1150	6.72	4	1600	9.35	3	1900	11.10
15)	CANAL ZONE	0	0	.00	0	0	.00	0	0	.00	0	0	.00
16)	COLORADO	1	63	.91	0	0	.00	2	713	10.25	3	2334	33.57
17)	CONNECTICUT	0	0	.00	0	0	.00	0	0	.00	0	0	.00
18)	DELAWARE	0	0	.00	0	0	.00	0	0	.00	0	0	.00
19)	DISTRICT OF COLUMBIA	0	0	.00	0	0	.00	0	0	.00	0	0	.00
20)	FLORIDA	0	0	.00	0	0	.00	0	0	.00	0	0	.00
21)	GEORGIA	0	0	.00	0	0	.00	0	0	.00	0	0	.00
22)	GUAM	0	0	.00	0	0	.00	0	0	.00	0	0	.00
23)	HAWAII	0	0	.00	0	0	.00	0	0	.00	0	0	.00
24)	IDAHO	0	0	.00	0	0	.00	1	250	1.64	0	0	.00
25)	ILLINOIS	0	0	.00	0	0	.00	0	0	.00	0	0	.00



NUMBER	\$1,000 - 2,499			\$2,500 - 4,999			\$5,000 AND UP			TOTALS		COMMIT MAKING CONTRIB		
	#	\$	%	#	\$	%	#	\$	%	#	\$	%	#	%
1)	38	40000	62.20	0	0	.00	4	23300	36.23	48	64307	100.00	3	33.33
2)	0	0	.00	2	5000	1.17	30	422000	98.83	32	427000	100.00	1	100.00
3)	35	49500	9.21	26	86438	16.08	80	401000	74.61	142	537438	100.00	1	20.00
4)	0	0	.00	0	0	.00	0	0	.00	0	0	.00	0	.00
5)	56	71500	90.51	2	7000	8.86	0	0	.00	59	79000	100.00	1	100.00
6)	1	1000	100.00	0	0	.00	0	0	.00	1	1000	100.00	1	100.00
7)	155	202300	64.00	14	42200	13.35	1	5000	1.58	301	316100	100.00	1	100.00
8)	0	0	.00	0	0	.00	0	0	.00	9	3790	100.00	1	100.00
9)	1	1000	27.69	0	0	.00	0	0	.00	7	3612	100.00	1	100.00
10)	0	0	.00	0	0	.00	5	32500	100.00	5	32500	100.00	1	100.00
11)	0	0	.00	2	6450	100.00	0	0	.00	2	6450	100.00	1	50.00
12)	0	0	.00	0	0	.00	0	0	.00	0	0	.00	0	.00
13)	3	4059	81.36	0	0	.00	0	0	.00	6	4989	100.00	1	100.00
14)	1	2400	14.02	0	0	.00	2	10000	58.43	18	17115	100.00	5	22.73
15)	0	0	.00	0	0	.00	0	0	.00	0	0	.00	0	.00
16)	0	0	.00	1	3843	55.27	0	0	.00	7	6953	100.00	2	33.33
17)	0	0	.00	0	0	.00	0	0	.00	0	0	.00	0	.00
18)	0	0	.00	0	0	.00	0	0	.00	0	0	.00	0	.00
19)	0	0	.00	0	0	.00	0	0	.00	0	0	.00	0	.00
20)	0	0	.00	4	10142	100.00	0	0	.00	4	10142	100.00	2	40.00
21)	5	5000	50.00	0	0	.00	1	5000	50.00	6	10000	100.00	1	33.33
22)	0	0	.00	0	0	.00	0	0	.00	0	0	.00	0	.00
23)	0	0	.00	2	5018	100.00	0	0	.00	2	5018	100.00	1	100.00
24)	0	0	.00	0	0	.00	3	15000	98.36	4	15250	100.00	2	100.00
25)	0	0	.00	0	0	.00	0	0	.00	0	0	.00	0	.00

TABLE F

CONTRIBUTIONS TO CANDIDATES FROM POLITICAL COMMITTEES  
BY CONTRIBUTION AMOUNT  
NATIONAL AND STATE/LOCAL - DEMOCRATIC

NUMBER	COMMITTEE GROUPS	\$1 - 99			\$100 - 249			\$250 - 499			\$500 - 999		
		#	\$	%	#	\$	%	#	\$	%	#	\$	%
26)	INDIANA	0	0	.00	0	0	.00	0	0	.00	0	0	.00
27)	IOWA	0	0	.00	0	0	.00	0	0	.00	1	725	4.09
28)	KANSAS	0	0	.00	0	0	.00	0	0	.00	0	0	.00
29)	KENTUCKY	0	0	.00	0	0	.00	0	0	.00	1	500	5.88
30)	LOUISIANA	0	0	.00	0	0	.00	0	0	.00	0	0	.00
31)	MAINE	0	0	.00	0	0	.00	0	0	.00	1	500	100.00
32)	MARYLAND	0	0	.00	0	0	.00	1	250	100.00	0	0	.00
33)	MASSACHUSETTS	0	0	.00	0	0	.00	0	0	.00	0	0	.00
34)	MICHIGAN	12	513	.74	8	1077	1.55	6	1818	2.61	4	2550	3.66
35)	MINNESOTA	6	92	.80	2	350	3.03	3	1087	9.42	5	3202	27.76
36)	MISSISSIPPI	0	0	.00	0	0	.00	0	0	.00	0	0	.00
37)	MISSOURI	0	0	.00	0	0	.00	0	0	.00	0	0	.00
38)	MONTANA	0	0	.00	0	0	.00	0	0	.00	1	500	100.00
39)	NEBRASKA	0	0	.00	1	178	.90	0	0	.00	0	0	.00
40)	NEVADA	0	0	.00	0	0	.00	0	0	.00	0	0	.00
41)	NEW HAMPSHIRE	0	0	.00	0	0	.00	0	0	.00	0	0	.00
42)	NEW JERSEY	0	0	.00	4	700	14.74	0	0	.00	7	4050	85.26
43)	NEW MEXICO	0	0	.00	0	0	.00	0	0	.00	0	0	.00
44)	NEW YORK	0	0	.00	2	335	1.70	0	0	.00	0	0	.00
45)	NORTH CAROLINA	0	0	.00	0	0	.00	1	481	.73	0	0	.00
46)	NORTH DAKOTA	0	0	.00	0	0	.00	0	0	.00	0	0	.00
47)	OHIO	0	0	.00	0	0	.00	0	0	.00	1	712	6.08
48)	OKLAHOMA	0	0	.00	0	0	.00	0	0	.00	0	0	.00
49)	OREGON	0	0	.00	0	0	.00	0	0	.00	0	0	.00
50)	PENNSYLVANIA	0	0	.00	0	0	.00	0	0	.00	1	750	42.86

NUMBER	\$1,000 - 2,499			\$2,500 - 4,999			\$5,000 AND UP			TOTALS		COMMIT MAKING CONTRIB		
	#	\$	%	#	\$	%	#	\$	%	#	\$	%	#	%
26)	0	0	.00	1	4940	100.00	0	0	.00	1	4940	100.00	1	25.00
27)	2	2000	11.29	2	9996	56.41	1	5000	28.22	6	17721	100.00	3	50.00
28)	0	0	.00	0	0	.00	0	0	.00	0	0	.00	0	.00
29)	2	3000	35.29	0	0	.00	1	5000	58.82	4	8500	100.00	2	14.29
30)	0	0	.00	1	2974	100.00	0	0	.00	1	2974	100.00	1	7.14
31)	0	0	.00	0	0	.00	0	0	.00	1	500	100.00	1	100.00
32)	0	0	.00	0	0	.00	0	0	.00	1	250	100.00	1	6.25
33)	0	0	.00	0	0	.00	0	0	.00	0	0	.00	0	.00
34)	6	9500	13.64	1	3439	4.94	7	50766	72.87	44	69663	100.00	15	42.86
35)	2	3055	26.48	1	3750	32.51	0	0	.00	19	11536	100.00	9	69.23
36)	0	0	.00	0	0	.00	0	0	.00	0	0	.00	0	.00
37)	0	0	.00	0	0	.00	0	0	.00	0	0	.00	0	.00
38)	0	0	.00	0	0	.00	0	0	.00	1	500	100.00	1	50.00
39)	0	0	.00	1	4674	23.54	3	15000	75.56	5	19852	100.00	1	100.00
40)	0	0	.00	0	0	.00	0	0	.00	0	0	.00	0	.00
41)	0	0	.00	0	0	.00	0	0	.00	0	0	.00	0	.00
42)	0	0	.00	0	0	.00	0	0	.00	11	4750	100.00	4	26.67
43)	0	0	.00	0	0	.00	0	0	.00	0	0	.00	0	.00
44)	4	4860	24.68	4	14500	73.62	0	0	.00	10	19695	100.00	5	25.00
45)	7	9772	14.78	0	0	.00	11	55861	84.49	19	66114	100.00	3	50.00
46)	0	0	.00	0	0	.00	1	6999	100.00	1	6999	100.00	1	25.00
47)	2	2000	17.08	1	3996	34.13	1	5000	42.71	5	11708	100.00	3	25.00
48)	0	0	.00	0	0	.00	0	0	.00	0	0	.00	0	.00
49)	3	4750	100.00	0	0	.00	0	0	.00	3	4750	100.00	1	100.00
50)	1	1000	57.14	0	0	.00	0	0	.00	2	1750	100.00	2	16.67

TABLE F

CONTRIBUTIONS TO CANDIDATES FROM POLITICAL COMMITTEES  
BY CONTRIBUTION AMOUNT  
NATIONAL AND STATE/LOCAL - DEMOCRATIC

NUMBER	COMMITTEE GROUPS	\$1 - 99			\$100 - 249			\$250 - 499			\$500 - 999		
		#	\$	%	#	\$	%	#	\$	%	#	\$	%
51)	PUERTO RICO	0	0	.00	0	0	.00	0	0	.00	0	0	.00
52)	RHODE ISLAND	0	0	.00	0	0	.00	0	0	.00	0	0	.00
53)	SOUTH CAROLINA	0	0	.00	0	0	.00	0	0	.00	0	0	.00
54)	SOUTH DAKOTA	1	15	100.00	0	0	.00	0	0	.00	0	0	.00
55)	TENNESSEE	0	0	.00	0	0	.00	0	0	.00	0	0	.00
56)	TEXAS	0	0	.00	0	0	.00	1	387	4.89	1	500	6.32
57)	UTAH	0	0	.00	0	0	.00	0	0	.00	0	0	.00
58)	VERMONT	0	0	.00	1	125	8.91	1	278	19.81	0	0	.00
59)	VIRGINIA	1	30	3.23	0	0	.00	3	900	96.77	0	0	.00
60)	VIRGIN ISLANDS	0	0	.00	0	0	.00	0	0	.00	0	0	.00
61)	WASHINGTON	0	0	.00	1	100	1.23	0	0	.00	0	0	.00
62)	WEST VIRGINIA	0	0	.00	0	0	.00	0	0	.00	0	0	.00
63)	WISCONSIN	0	0	.00	6	700	5.29	1	250	1.89	2	1882	14.22
64)	WYOMING	0	0	.00	0	0	.00	0	0	.00	0	0	.00
65)	FOREIGN COUNTRIES	0	0	.00	0	0	.00	0	0	.00	0	0	.00
**	TOTALS	24	894	.05	38	5674	.30	31	10246	.55	173	92737	4.97

NUMBER	\$1,000 - 2,499			\$2,500 - 4,999			\$5,000 AND UP			TOTALS			COMMIT MAKING CONTRIB	
	#	\$	%	#	\$	%	#	\$	%	#	\$	%	#	\$
51)	0	0	.00	0	0	.00	0	0	.00	0	0	.00	0	.00
52)	0	0	.00	0	0	.00	0	0	.00	0	0	.00	0	.00
53)	4	7000	41.18	0	0	.00	2	10000	58.82	6	17000	100.00	1	50.00
54)	0	0	.00	0	0	.00	0	0	.00	1	15	100.00	1	50.00
55)	3	3000	100.00	0	0	.00	0	0	.00	3	3000	100.00	1	25.00
56)	0	0	.00	0	0	.00	1	7027	88.79	3	7914	100.00	3	12.00
57)	0	0	.00	0	0	.00	3	16119	100.00	3	16119	100.00	2	40.00
58)	1	1000	71.28	0	0	.00	0	0	.00	3	1403	100.00	1	50.00
59)	0	0	.00	0	0	.00	0	0	.00	4	930	100.00	2	11.76
60)	0	0	.00	0	0	.00	0	0	.00	0	0	.00	0	.00
61)	3	3000	37.04	0	0	.00	1	5000	61.73	5	8100	100.00	2	50.00
62)	0	0	.00	0	0	.00	0	0	.00	0	0	.00	0	.00
63)	3	3000	22.66	2	7405	55.94	0	0	.00	14	13237	100.00	7	53.85
64)	0	0	.00	0	0	.00	1	5000	100.00	1	5000	100.00	1	100.00
65)	0	0	.00	0	0	.00	0	0	.00	0	0	.00	0	.00
**	338	433696	23.25	67	221765	11.89	159	1100572	58.99	830	1865584	100.00	101	28.53

TABLE F

CONTRIBUTIONS TO CANDIDATES FROM POLITICAL COMMITTEES  
BY CONTRIBUTION AMOUNT  
NATIONAL AND STATE/LOCAL - REPUBLICAN

NUMBER	COMMITTEE GROUPS	\$1 - 99			\$100 - 249			\$250 - 499			\$500 - 999		
		#	\$	%	#	\$	%	#	\$	%	#	\$	%
1)	REP NATIONAL COMMS	1	25	.00	6	800	.09	3	1059	.12	3	1812	.20
2)	REP SENATORIAL	2	71	.02	0	0	.00	1	250	.05	0	0	.00
3)	REP CONGRESSIONAL	3	177	.01	6	729	.04	0	0	.00	0	0	.00
4)	TRIBUTE TO FORD	0	0	.00	0	0	.00	0	0	.00	0	0	.00
5)	1978 EISENHOWER JUBI	0	0	.00	0	0	.00	0	0	.00	0	0	.00
6)	LEADERSHIP COMMITTEE	0	0	.00	153	29385	48.67	2	647	1.07	39	25933	42.95
7)	SPEAKER REFORM	0	0	.00	0	0	.00	0	0	.00	0	0	.00
8)	ROOSTERS CLUB	0	0	.00	0	0	.00	0	0	.00	1	500	.09
9)	RSC CAMPAIGN FUND	0	0	.00	0	0	.00	0	0	.00	0	0	.00
10)	ALABAMA	0	0	.00	0	0	.00	0	0	.00	0	0	.00
11)	ALASKA	0	0	.00	0	0	.00	1	250	6.25	0	0	.00
12)	ARIZONA	0	0	.00	2	300	5.20	1	488	8.46	0	0	.00
13)	ARKANSAS	0	0	.00	0	0	.00	1	250	20.00	0	0	.00
14)	CALIFORNIA	6	124	.11	5	800	.74	7	2006	1.86	9	6009	5.57
15)	CANAL ZONE	0	0	.00	0	0	.00	0	0	.00	0	0	.00
16)	COLORADO	0	0	.00	1	125	.56	0	0	.00	3	2099	9.36
17)	CONNECTICUT	6	274	.88	0	0	.00	0	0	.00	1	600	1.93
18)	DELAWARE	0	0	.00	0	0	.00	0	0	.00	0	0	.00
19)	DISTRICT OF COLUMBIA	0	0	.00	0	0	.00	0	0	.00	0	0	.00
20)	FLORIDA	0	0	.00	0	0	.00	0	0	.00	0	0	.00
21)	GEORGIA	0	0	.00	0	0	.00	0	0	.00	0	0	.00
22)	GUAM	0	0	.00	0	0	.00	0	0	.00	0	0	.00
23)	HAWAII	0	0	.00	0	0	.00	0	0	.00	0	0	.00
24)	IDAHO	0	0	.00	0	0	.00	0	0	.00	0	0	.00
25)	ILLINOIS	1	59	.59	0	0	.00	0	0	.00	0	0	.00

NUMBER	\$1,000 - 2,499			\$2,500 - 4,999			\$5,000 AND UP			TOTALS		COMMIT MAKING CONTRIB		
	#	\$	%	#	\$	%	#	\$	%	#	\$	%	#	\$
1)	22	34964	3.86	79	313073	34.58	82	553511	61.14	196	905244	100.00	3	33.33
2)	2	2612	.57	0	0	.00	35	453177	99.36	40	456110	100.00	1	50.00
3)	24	33511	1.84	69	270869	14.90	188	1512138	83.20	290	1817424	100.00	2	100.00
4)	0	0	.00	0	0	.00	0	0	.00	0	0	.00	0	.00
5)	0	0	.00	0	0	.00	0	0	.00	0	0	.00	0	.00
6)	3	4417	7.32	0	0	.00	0	0	.00	197	60382	100.00	1	100.00
7)	0	0	.00	0	0	.00	0	0	.00	0	0	.00	0	.00
8)	28	41000	7.62	34	118000	21.93	66	378500	70.35	129	538000	100.00	1	100.00
9)	0	0	.00	0	0	.00	0	0	.00	0	0	.00	0	.00
10)	0	0	.00	0	0	.00	0	0	.00	0	0	.00	0	.00
11)	0	0	.00	1	3750	93.75	0	0	.00	2	4000	100.00	1	100.00
12)	3	4979	86.34	0	0	.00	0	0	.00	6	5767	100.00	2	100.00
13)	1	1000	80.00	0	0	.00	0	0	.00	2	1250	100.00	1	33.33
14)	20	29361	27.21	9	35598	33.00	6	33990	31.50	62	107888	100.00	15	34.88
15)	0	0	.00	0	0	.00	0	0	.00	0	0	.00	0	.00
16)	2	3000	13.38	3	12000	53.51	1	5200	23.19	10	22424	100.00	3	30.00
17)	5	7650	24.56	3	11118	35.70	2	11500	36.93	17	31142	100.00	6	66.67
18)	0	0	.00	0	0	.00	0	0	.00	0	0	.00	0	.00
19)	0	0	.00	0	0	.00	0	0	.00	0	0	.00	0	.00
20)	9	9000	100.00	0	0	.00	0	0	.00	9	9000	100.00	1	25.00
21)	0	0	.00	1	2600	100.00	0	0	.00	1	2600	100.00	1	25.00
22)	0	0	.00	0	0	.00	0	0	.00	0	0	.00	0	.00
23)	0	0	.00	0	0	.00	0	0	.00	0	0	.00	0	.00
24)	0	0	.00	0	0	.00	0	0	.00	0	0	.00	0	.00
25)	0	0	.00	0	0	.00	2	10000	99.41	3	10059	100.00	1	12.50

TABLE F

CONTRIBUTIONS TO CANDIDATES FROM POLITICAL COMMITTEES  
BY CONTRIBUTION AMOUNT  
NATIONAL AND STATE/LOCAL - REPUBLICAN

NUMBER	COMMITTEE GROUPS	\$1 - 99			\$100 - 249			\$250 - 499			\$500 - 999		
		#	\$	%	#	\$	%	#	\$	%	#	\$	%
26)	INDIANA	2	138	.65	1	100	.47	0	0	.00	0	0	.00
27)	IOWA	0	0	.00	0	0	.00	0	0	.00	0	0	.00
28)	KANSAS	0	0	.00	0	0	.00	0	0	.00	0	0	.00
29)	KENTUCKY	0	0	.00	0	0	.00	0	0	.00	0	0	.00
30)	LOUISIANA	0	0	.00	0	0	.00	0	0	.00	1	750	5.24
31)	MAINE	0	0	.00	1	134	4.14	0	0	.00	0	0	.00
32)	MARYLAND	1	37	15.61	1	200	84.39	0	0	.00	0	0	.00
33)	MASSACHUSETTS	0	0	.00	1	200	2.20	0	0	.00	1	500	5.49
34)	MICHIGAN	8	378	2.08	12	1751	9.65	3	942	5.19	4	3020	16.65
35)	MINNESOTA	5	50	.08	4	400	.65	1	286	.47	1	500	.81
36)	MISSISSIPPI	0	0	.00	0	0	.00	0	0	.00	0	0	.00
37)	MISSOURI	0	0	.00	1	224	100.00	0	0	.00	0	0	.00
38)	MONTANA	0	0	.00	0	0	.00	1	300	37.50	1	500	62.50
39)	NEBRASKA	0	0	.00	0	0	.00	0	0	.00	0	0	.00
40)	NEVADA	0	0	.00	0	0	.00	0	0	.00	0	0	.00
41)	NEW HAMPSHIRE	0	0	.00	0	0	.00	0	0	.00	0	0	.00
42)	NEW JERSEY	0	0	.00	0	0	.00	2	854	52.88	1	761	47.12
43)	NEW MEXICO	0	0	.00	0	0	.00	0	0	.00	0	0	.00
44)	NEW YORK	0	0	.00	0	0	.00	0	0	.00	0	0	.00
45)	NORTH CAROLINA	0	0	.00	0	0	.00	0	0	.00	0	0	.00
46)	NORTH DAKOTA	0	0	.00	0	0	.00	0	0	.00	0	0	.00
47)	OHIO	0	0	.00	0	0	.00	1	441	3.22	2	1250	9.13
48)	OKLAHOMA	0	0	.00	0	0	.00	2	802	2.44	0	0	.00
49)	OREGON	0	0	.00	0	0	.00	1	400	5.37	0	0	.00
50)	PENNSYLVANIA	0	0	.00	1	100	1.10	0	0	.00	2	1356	14.90



NUMBER	\$1,000 - 2,499			\$2,500 - 4,999			\$5,000 AND UP			TOTALS		COMMIT MAKING CONTRIB	
	#	\$	%	#	\$	%	#	\$	%	#	\$	#	%
26)	2	4000	18.83	2	7000	32.96	2	10000	47.09	9	21238	2	12.50
27)	0	0	.00	1	4900	16.39	5	25000	83.61	6	29900	1	25.00
28)	0	0	.00	0	0	.00	4	31150	100.00	4	31150	1	33.33
29)	0	0	.00	0	0	.00	0	0	.00	0	0	0	.00
30)	2	3550	24.83	0	0	.00	1	10000	69.93	4	14300	1	100.00
31)	3	3106	95.86	0	0	.00	0	0	.00	4	3240	1	100.00
32)	0	0	.00	0	0	.00	0	0	.00	2	237	2	22.22
33)	2	3400	37.36	2	5000	54.95	0	0	.00	6	9100	2	66.67
34)	3	6100	33.63	2	5945	32.78	0	0	.00	32	18136	16	33.33
35)	3	4650	7.57	7	21863	35.59	5	33679	54.83	26	61428	5	35.71
36)	0	0	.00	0	0	.00	0	0	.00	0	0	0	.00
37)	0	0	.00	0	0	.00	0	0	.00	1	224	1	11.11
38)	0	0	.00	0	0	.00	0	0	.00	2	800	1	25.00
39)	3	4675	100.00	0	0	.00	0	0	.00	3	4675	1	100.00
40)	0	0	.00	0	0	.00	0	0	.00	0	0	0	.00
41)	1	1000	25.00	1	3000	75.00	0	0	.00	2	4000	2	66.67
42)	0	0	.00	0	0	.00	0	0	.00	3	1615	1	25.00
43)	0	0	.00	0	0	.00	0	0	.00	0	0	0	.00
44)	3	4000	18.18	6	18000	81.82	0	0	.00	9	22000	2	22.22
45)	1	1560	5.01	8	29584	94.99	0	0	.00	9	31144	1	25.00
46)	0	0	.00	0	0	.00	0	0	.00	0	0	0	.00
47)	12	12000	87.65	0	0	.00	0	0	.00	15	13691	3	18.75
48)	2	3200	9.75	2	6833	20.81	3	22000	67.00	9	32835	2	100.00
49)	0	0	.00	2	7054	94.63	0	0	.00	3	7454	2	100.00
50)	6	7647	84.01	0	0	.00	0	0	.00	9	9103	3	25.00

TABLE F

CONTRIBUTIONS TO CANDIDATES FROM POLITICAL COMMITTEES  
BY CONTRIBUTION AMOUNT  
NATIONAL AND STATE/LOCAL - REPUBLICAN

NUMBER	COMMITTEE GROUPS	\$1 - 99			\$100 - 249			\$250 - 499			\$500 - 999		
		#	\$	%	#	\$	%	#	\$	%	#	\$	%
51)	PUERTO RICO	0	0	.00	0	0	.00	0	0	.00	0	0	.00
52)	RHODE ISLAND	0	0	.00	0	0	.00	0	0	.00	3	1775	100.00
53)	SOUTH CAROLINA	1	35	2.82	0	0	.00	2	708	56.96	1	500	40.23
54)	SOUTH DAKOTA	0	0	.00	0	0	.00	0	0	.00	0	0	.00
55)	TENNESSEE	0	0	.00	0	0	.00	0	0	.00	0	0	.00
56)	TEXAS	12	255	.33	12	1880	2.43	1	250	.32	1	500	.65
57)	UTAH	0	0	.00	0	0	.00	0	0	.00	0	0	.00
58)	VERMONT	0	0	.00	0	0	.00	0	0	.00	0	0	.00
59)	VIRGINIA	3	164	.55	5	339	1.13	2	777	2.58	1	500	1.66
60)	VIRGIN ISLANDS	0	0	.00	0	0	.00	0	0	.00	0	0	.00
61)	WASHINGTON	0	0	.00	0	0	.00	1	400	1.54	0	0	.00
62)	WEST VIRGINIA	0	0	.00	0	0	.00	2	751	9.97	1	925	12.28
63)	WISCONSIN	0	0	.00	0	0	.00	1	350	.80	2	1000	2.29
64)	WYOMING	0	0	.00	0	0	.00	0	0	.00	0	0	.00
65)	FOREIGN COUNTRIES	0	0	.00	0	0	.00	0	0	.00	0	0	.00
**	TOTALS	51	1787	.04	212	37467	.83	36	12211	.27	78	50790	1.12

NUMBER	\$1,000 - 2,499			\$2,500 - 4,999			\$5,000 AND UP			TOTALS			COMMIT MAKING CONTRIB	
	N	\$	%	N	\$	%	N	\$	%	N	\$	%	N	%
51)	0	0	.00	0	0	.00	0	0	.00	0	0	.00	0	.00
52)	0	0	.00	0	0	.00	0	0	.00	3	1775	100.00	1	50.00
53)	0	0	.00	0	0	.00	0	0	.00	4	1243	100.00	1	100.00
54)	0	0	.00	0	0	.00	3	18164	100.00	3	18164	100.00	1	100.00
55)	0	0	.00	0	0	.00	1	5000	100.00	1	5000	100.00	1	25.00
56)	10	15165	19.59	1	3000	3.87	10	56373	72.81	47	77423	100.00	10	41.67
57)	1	1000	100.00	0	0	.00	0	0	.00	1	1000	100.00	1	100.00
58)	0	0	.00	0	0	.00	1	5000	100.00	1	5000	100.00	1	100.00
59)	3	4399	14.63	0	0	.00	3	23884	79.45	17	30063	100.00	9	34.62
60)	0	0	.00	0	0	.00	0	0	.00	0	0	.00	0	.00
61)	1	2352	9.05	1	3000	11.54	3	20241	77.87	6	25993	100.00	2	25.00
62)	0	0	.00	0	0	.00	1	5858	77.75	4	7534	100.00	1	33.33
63)	7	9246	21.21	5	16000	36.70	3	17000	38.99	18	43596	100.00	6	37.50
64)	0	0	.00	0	0	.00	2	18000	100.00	2	18000	100.00	1	100.00
65)	0	0	.00	0	0	.00	0	0	.00	0	0	.00	0	.00
**	184	262544	5.81	239	898187	19.86	429	3259365	72.07	1229	4522351	100.00	124	32.21

TABLE G

GROSS RECEIPTS OF POLITICAL COMMITTEES  
BY RECEIPT AMOUNT

## NATIONAL AND CONV/STATE/LOCAL TOTALS

## DEMOCRATIC AND REPUBLICAN

COMMITTEE GROUPS	\$0			\$1 - 9,999			\$10,000 - 29,999			\$30,000 - 99,999		
	#	\$	%	#	\$	%	#	\$	%	#	\$	%
DEMOCRATIC NATIONAL	1	0	.00	7	20067	.07	0	0	.00	0	0	.00
DEMOCRATIC CONV/STATE/LOCAL	116	0	.00	128	428975	4.83	44	727837	8.19	26	1506668	16.95
DEMOCRATIC TOTALS	117	0	.00	135	449042	1.23	44	727837	1.99	26	1506668	4.12
REPUBLICAN NATIONAL	0	0	.00	1	5427	.00	1	25707	.02	1	51788	.05
REPUBLICAN CONV/STATE/LOCAL	94	0	.00	135	491839	2.08	56	1022287	4.32	45	2532067	10.69
REPUBLICAN TOTALS	94	0	.00	136	497266	.36	57	1047994	.76	46	2583855	1.87
TOTALS	211	0	.00	271	946308	.54	101	1775831	1.02	72	4090523	2.34

COMMITTEE GROUPS	\$100,000 - 499,999			\$500,000 - 999,999			\$1,000,000 AND UP			TOTALS		
	#	\$	%	#	\$	%	#	\$	%	#	\$	%
DEMOCRATIC NATIONAL	6	1589711	5.75	1	925363	3.35	6	25111592	90.83	21	27646733	100.00
DEMOCRATIC CONV/STATE/LOCAL	18	4173475	46.95	3	2052516	23.09	0	0	.00	335	8889471	100.00
DEMOCRATIC TOTALS	24	5763186	15.77	4	2977879	8.15	6	25111592	68.73	356	36536204	100.00
REPUBLICAN NATIONAL	5	1208969	1.05	4	3285073	2.86	7	110133334	96.01	19	114710298	100.00
REPUBLICAN CONV/STATE/LOCAL	29	5399093	22.79	4	2873394	12.13	6	11371572	48.00	369	23690252	100.00
REPUBLICAN TOTALS	34	6608062	4.77	8	6158467	4.45	13	121504906	87.79	388	138400550	100.00
TOTALS	58	12371248	7.07	12	9136346	5.22	19	146616498	83.81	744	174936754	100.00

TABLE H

CONTRIBUTIONS TO CANDIDATES FROM SEVEN GROSS RECEIPT CLASSES OF  
POLITICAL COMMITTEES BY CONTRIBUTION AMOUNT  
NATIONAL/STATE/LOCAL TOTALS - DEMOCRATIC

GROSS RECEIPT CLASSES	\$1 - 99			\$100 - 249			\$250 - 499			\$500 - 999		
	#	\$	%	#	\$	%	#	\$	%	#	\$	%
UNDER \$1	0	0	.00	0	0	.00	0	0	.00	1	710	100.00
\$ 1 TO \$ 9,999	6	283	.40	21	3064	4.29	22	7292	10.22	24	14601	20.47
\$ 10,000 TO \$29,999	10	261	.29	6	925	1.04	4	1491	1.68	5	2782	3.13
\$ 30,000 TO \$99,999	1	15	.03	3	600	1.33	0	0	.00	5	3310	7.31
\$100,000 TO \$499,999	6	285	.05	7	878	.16	5	1463	.26	136	70334	12.56
\$500,000 TO \$999,999	0	0	.00	0	0	.00	0	0	.00	1	500	.10
\$1 MILL. & UP	1	50	.01	1	207	.03	0	0	.00	1	500	.08
<b>TOTALS</b>	<b>24</b>	<b>894</b>	<b>.05</b>	<b>38</b>	<b>5674</b>	<b>.30</b>	<b>31</b>	<b>10246</b>	<b>.55</b>	<b>173</b>	<b>92737</b>	<b>4.97</b>

GROSS RECEIPT CLASSES	\$1,000 - 2,499			\$2,500 - 4,999			\$5,000 AND UP			TOTALS			COMMITTEES
	#	\$	%	#	\$	%	#	\$	%	#	\$	%	
UNDER \$1	0	0	.00	0	0	.00	0	0	.00	1	710	100.00	1
\$ 1 TO \$ 9,999	14	18155	25.45	8	27944	39.17	0	0	.00	95	71339	100.00	45
\$ 10,000 TO \$29,999	23	29182	32.83	8	27170	30.56	4	27085	30.47	60	88896	100.00	23
\$ 30,000 TO \$99,999	6	6800	15.03	3	7500	16.57	5	27027	59.73	23	45252	100.00	9
\$100,000 TO \$499,999	220	286800	51.24	20	67713	12.10	23	132300	23.63	417	559773	100.00	16
\$500,000 TO \$999,999	2	3259	.65	2	5000	1.00	43	489860	98.24	48	498619	100.00	4
\$1 MILL. & UP	73	89500	14.89	26	86438	14.38	84	424300	70.60	186	600995	100.00	3
<b>TOTALS</b>	<b>338</b>	<b>433696</b>	<b>23.25</b>	<b>67</b>	<b>221765</b>	<b>11.89</b>	<b>159</b>	<b>1100572</b>	<b>58.99</b>	<b>830</b>	<b>1865584</b>	<b>100.00</b>	<b>101</b>

TABLE H

CONTRIBUTIONS TO CANDIDATES FROM SEVEN GROSS RECEIPT CLASSES OF  
POLITICAL COMMITTEES BY CONTRIBUTION AMOUNT  
NATIONAL/STATE/LOCAL TOTALS - REPUBLICAN

GROSS RECEIPT CLASSES	\$1 - 99			\$100 - 249			\$250 - 499			\$500 - 999		
	#	\$	%	#	\$	%	#	\$	%	#	\$	%
UNDER \$1	2	104	2.60	0	0	.00	0	0	.00	1	500	12.49
\$ 1 TO \$ 9,999	14	275	.58	22	3175	6.67	8	2590	5.44	11	7111	14.93
\$ 10,000 TO \$29,999	8	432	1.14	9	1106	2.91	5	1723	4.54	7	4462	11.75
\$ 30,000 TO \$99,999	15	352	.14	4	700	.28	8	2558	1.02	9	5701	2.27
\$100,000 TO \$499,999	5	292	.09	163	30655	9.27	8	2772	.84	44	29454	8.91
\$500,000 TO \$999,999	1	25	.00	8	1102	.19	5	1959	.34	2	1236	.21
\$1 MILL. & UP	6	307	.01	6	729	.02	2	609	.02	4	2326	.07
TOTALS	51	1787	.04	212	37467	.83	36	12211	.27	78	50790	1.12

GROSS RECEIPT CLASSES	\$1,000 - 2,499			\$2,500 - 4,999			\$5,000 AND UP			TOTALS		COMMITTEES	
	#	\$	%	#	\$	%	#	\$	%	#	\$		%
UNDER \$1	2	3400	84.92	0	0	.00	0	0	.00	5	4004	100.00	2
\$ 1 TO \$ 9,999	12	14775	31.02	6	19707	41.37	0	0	.00	73	47633	100.00	34
\$ 10,000 TO \$29,999	15	19670	51.81	3	10569	27.84	0	0	.00	47	37962	100.00	24
\$ 30,000 TO \$99,999	28	38430	15.29	17	57942	23.06	24	145621	57.95	105	251304	100.00	26
\$100,000 TO \$499,999	36	54803	16.58	25	86819	26.27	19	125739	38.04	300	330534	100.00	24
\$500,000 TO \$999,999	32	47979	8.31	36	124833	21.61	69	400500	69.33	153	577634	100.00	6
\$1 MILL. & UP	59	83487	2.55	152	598317	18.28	317	2587505	79.05	546	3273280	100.00	8
TOTALS	184	262544	5.81	239	898187	19.86	429	3259365	72.07	1229	4522351	100.00	124

TABLE I

## LATEST CASH-ON-HAND OF POLITICAL COMMITTEES

BY CASH-ON-HAND AMOUNT

NATIONAL AND CONV/STATE/LOCAL TOTALS

DEMOCRATIC AND REPUBLICAN

COMMITTEE GROUPS	UNDER \$1			\$1 - 999			\$1,000 - 4,999			\$5,000 - 9,999		
	#	\$	%	#	\$	%	#	\$	%	#	\$	%
DEMOCRATIC NATIONAL	8	0	.00	1	165	.03	2	5274	1.12	0	0	.00
DEMOCRATIC CONV/STATE/LOCAL	173	0	.00	105	32306	12.40	46	93025	35.72	7	36547	14.03
DEMOCRATIC TOTALS	181	0	.00	106	32471	4.44	48	98299	13.43	7	36547	4.99
REPUBLICAN NATIONAL	4	0	.00	1	320	.02	3	8929	.56	2	12823	.80
REPUBLICAN CONV/STATE/LOCAL	155	0	.00	119	42957	8.21	70	158945	30.40	13	88883	17.00
REPUBLICAN TOTALS	159	0	.00	120	43277	2.04	73	167874	7.93	15	101706	4.80
TOTALS	340	0	.00	226	75748	2.66	121	266173	9.34	22	138253	4.85

COMMITTEE GROUPS	\$10,000 - 24,999			\$25,000 - 99,999			\$100,000 AND UP			TOTALS		
	#	\$	%	#	\$	%	#	\$	%	#	\$	%
DEMOCRATIC NATIONAL	5	74453	15.79	4	183570	38.93	1	208092	44.13	21	471554	100.00
DEMOCRATIC CONV/STATE/LOCAL	2	35080	13.47	2	63497	24.38	0	0	.00	335	260455	100.00
DEMOCRATIC TOTALS	7	109533	14.96	6	247067	33.75	1	208092	28.43	356	732009	100.00
REPUBLICAN NATIONAL	1	-19944	-1.25	4	226250	14.18	4	1366884	85.68	19	1595262	100.00
REPUBLICAN CONV/STATE/LOCAL	10	153169	29.29	2	78962	15.10	0	0	.00	369	522916	100.00
REPUBLICAN TOTALS	11	133225	6.29	6	305212	14.41	4	1366884	64.53	388	2118178	100.00
TOTALS	18	242758	8.52	12	552279	19.38	5	1574976	55.26	744	2850187	100.00

TABLE J  
-----

CONTRIBUTIONS TO CANDIDATES FROM SEVEN LATEST CASH-ON-HAND CLASSES OF  
POLITICAL COMMITTEES BY CONTRIBUTION AMOUNT

NATIONAL/STATE/LOCAL TOTALS - DEMOCRATIC

LTST CASH-ON-HAND CLS	#	\$1 - 99		\$100 - 249		\$250 - 499		\$500 - 999				
		\$	%	\$	%	\$	%	\$	%			
UNDER \$1	1	50	.08	4	700	1.07	2	650	.99	4	2140	3.27
\$ 1 TO \$ 999	13	447	.33	19	3077	2.26	15	4828	3.54	25	16437	12.06
\$ 1,000 TO \$ 4,999	10	397	.08	13	1578	.31	14	4768	.95	136	70160	13.96
\$ 5,000 TO \$ 9,999	0	0	.00	0	0	.00	0	0	.00	1	500	5.55
\$ 10,000 TO \$24,999	0	0	.00	1	112	.12	0	0	.00	6	3000	3.33
\$ 25,000 TO \$99,999	0	0	.00	0	0	.00	0	0	.00	1	500	.05
\$100,000 & UP	0	0	.00	1	207	.52	0	0	.00	0	0	.00
<b>TOTALS</b>	<b>24</b>	<b>894</b>	<b>.05</b>	<b>38</b>	<b>5674</b>	<b>.30</b>	<b>31</b>	<b>10246</b>	<b>.55</b>	<b>173</b>	<b>92737</b>	<b>4.97</b>

LTST CASH-ON-HAND CLS	#	\$1,000 - 2,499		\$2,500 - 4,999		\$5,000 AND UP		TOTALS		COMMITTEES			
		\$	%	\$	%	\$	%	\$	%				
UNDER \$1	13	14000	21.36	6	17992	27.46	6	30000	45.78	36	65532	100.00	9
\$ 1 TO \$ 999	25	30474	22.37	12	46965	34.47	6	34026	24.97	115	136254	100.00	53
\$ 1,000 TO \$ 4,999	175	230450	45.85	16	50870	10.12	24	144385	28.73	388	502608	100.00	29
\$ 5,000 TO \$ 9,999	6	8513	94.45	0	0	.00	0	0	.00	7	9013	100.00	2
\$ 10,000 TO \$24,999	57	72500	80.46	5	14500	16.09	0	0	.00	69	90112	100.00	3
\$ 25,000 TO \$99,999	37	51759	5.06	28	91438	8.94	121	878861	85.95	187	1022558	100.00	4
\$100,000 & UP	25	26000	65.81	0	0	.00	2	13300	33.66	28	39507	100.00	1
<b>TOTALS</b>	<b>338</b>	<b>433696</b>	<b>23.25</b>	<b>67</b>	<b>221765</b>	<b>11.89</b>	<b>159</b>	<b>1100572</b>	<b>58.99</b>	<b>830</b>	<b>1865584</b>	<b>100.00</b>	<b>101</b>



TABLE J

CONTRIBUTIONS TO CANDIDATES FROM SEVEN LATEST CASH-ON-HAND CLASSES OF  
POLITICAL COMMITTEES BY CONTRIBUTION AMOUNT

## NATIONAL/STATE/LOCAL TOTALS - REPUBLICAN

LTST CASH-ON-HAND CLS	#	\$1 - 99			\$100 - 249			\$250 - 499			\$500 - 999		
		\$	%	#	\$	%	#	\$	%	#	\$	%	
UNDER \$1	10	266	.06	9	1475	.31	3	750	.16	3	2200	.46	
\$ 1 TO \$ 999	26	758	.26	15	2178	.75	7	2762	.95	16	10562	3.64	
\$ 1,000 TO \$ 4,999	11	518	.15	177	32427	9.45	23	7450	2.17	55	35952	10.48	
\$ 5,000 TO \$ 9,999	1	68	.06	4	524	.48	1	488	.45	0	0	.00	
\$ 10,000 TO \$24,999	0	0	.00	1	134	.27	1	402	.80	1	500	.99	
\$ 25,000 TO \$99,999	3	177	.01	6	729	.03	1	359	.01	2	1076	.04	
\$100,000 & UP	0	0	.00	0	0	.00	0	0	.00	1	500	.09	
TOTALS	51	1787	.04	212	37467	.83	36	12211	.27	78	50790	1.12	

LTST CASH-ON-HAND CLS	#	\$1,000 - 2,499			\$2,500 - 4,999			\$5,000 AND UP			#	TOTALS		COMMITTEES
		\$	%	#	\$	%	#	\$	%	\$		%		
UNDER \$1	9	11387	2.41	1	4053	.86	35	453177	95.75	70	473308	100.00	13	
\$ 1 TO \$ 999	42	57548	19.83	17	56249	19.39	25	160107	55.18	148	290164	100.00	50	
\$ 1,000 TO \$ 4,999	44	60527	17.64	30	105000	30.60	16	101253	29.51	356	343127	100.00	43	
\$ 5,000 TO \$ 9,999	7	12379	11.36	8	26845	24.63	12	68679	63.02	33	108983	100.00	8	
\$ 10,000 TO \$24,999	8	10506	20.86	2	6833	13.56	5	32000	63.52	18	50375	100.00	5	
\$ 25,000 TO \$99,999	46	69197	2.55	146	578707	21.31	270	2065649	76.06	474	2715894	100.00	3	
\$100,000 & UP	28	41000	7.59	35	120500	22.29	66	378500	70.03	130	540500	100.00	2	
TOTALS	184	262544	5.81	239	898187	19.86	429	3259365	72.07	1229	4522351	100.00	124	

TABLE K

EXPENDITURES ON BEHALF OF CANDIDATES FROM POLITICAL COMMITTEES  
BY OFFICE AND INCUMBENT/CHALLENGER-OTHER/OPEN-SEAT CANDIDATE STATUS

## NATIONAL AND STATE/LOCAL - DEMOCRATIC

## \*\*PRESIDENT\*\*

COMMITTEE GROUPS	INCUMBENT			CHALLENGER-OTHER			OPEN-SEAT			TOTALS		
	#	\$	%	#	\$	%	#	\$	%	#	\$	%
NATIONAL COMMITTEES	0	0	0.0	0	0	0.0	0	0	0.0	0	0	0.0
SENATORIAL	0	0	0.0	0	0	0.0	0	0	0.0	0	0	0.0
CONGRESSIONAL	0	0	0.0	0	0	0.0	0	0	0.0	0	0	0.0
ASSOC OF STATE DEM CHAIR	0	0	0.0	0	0	0.0	0	0	0.0	0	0	0.0
OTHER NATIONAL	0	0	0.0	0	0	0.0	0	0	0.0	0	0	0.0
STATE/LOCAL	0	0	0.0	0	0	0.0	0	0	0.0	0	0	0.0
TOTALS	0	0	0.0	0	0	0.0	0	0	0.0	0	0	0.0

## \*\*SENATE\*\*

COMMITTEE GROUPS	INCUMBENT			CHALLENGER-OTHER			OPEN-SEAT			TOTALS		
	#	\$	%	#	\$	%	#	\$	%	#	\$	%
NATIONAL COMMITTEES	4	17978	34.8	8	27554	53.4	2	6061	11.7	14	51593	100.0
SENATORIAL	0	0	0.0	0	0	0.0	0	0	0.0	0	0	0.0
CONGRESSIONAL	0	0	0.0	0	0	0.0	0	0	0.0	0	0	0.0
ASSOC OF STATE DEM CHAIR	0	0	0.0	0	0	0.0	0	0	0.0	0	0	0.0
OTHER NATIONAL	0	0	0.0	0	0	0.0	0	0	0.0	0	0	0.0
STATE/LOCAL	3	43042	18.4	4	147555	63.1	2	43122	18.5	9	233719	100.0
TOTALS	7	61020	21.4	12	175109	61.4	4	49183	17.2	23	285312	100.0

TABLE K

EXPENDITURES ON BEHALF OF CANDIDATES FROM POLITICAL COMMITTEES  
BY OFFICE AND INCUMBENT/CHALLENGER-OTHER/OPEN-SEAT CANDIDATE STATUS

## NATIONAL AND STATE/LOCAL - DEMOCRATIC

## \*\*HOUSE\*\*

COMMITTEE GROUPS	INCUMBENT			CHALLENGER-OTHER			OPEN-SEAT			TOTALS		
	#	\$	%	#	\$	%	#	\$	%	#	\$	%
NATIONAL COMMITTEES	21	3747	21.7	22	5522	32.1	20	7960	46.2	63	17229	100.0
SENATORIAL	0	0	0.0	0	0	0.0	0	0	0.0	0	0	0.0
CONGRESSIONAL	0	0	0.0	0	0	0.0	0	0	0.0	0	0	0.0
ASSOC OF STATE DEM CHAIR	0	0	0.0	0	0	0.0	0	0	0.0	0	0	0.0
OTHER NATIONAL	0	0	0.0	0	0	0.0	0	0	0.0	0	0	0.0
STATE/LOCAL	24	29840	31.1	20	51351	53.5	4	14855	15.5	48	96046	100.0
TOTALS	45	33587	29.7	42	56873	50.2	24	22815	20.1	111	113275	100.0

## \*\*ALL FEDERAL CANDIDATES\*\*

COMMITTEE GROUPS	INCUMBENT			CHALLENGER-OTHER			OPEN-SEAT			TOTALS		
	#	\$	%	#	\$	%	#	\$	%	#	\$	%
NATIONAL COMMITTEES	25	21725	31.6	30	33076	48.1	22	14021	20.4	77	68822	100.0
SENATORIAL	0	0	0.0	0	0	0.0	0	0	0.0	0	0	0.0
CONGRESSIONAL	0	0	0.0	0	0	0.0	0	0	0.0	0	0	0.0
ASSOC OF STATE DEM CHAIR	0	0	0.0	0	0	0.0	0	0	0.0	0	0	0.0
OTHER NATIONAL	0	0	0.0	0	0	0.0	0	0	0.0	0	0	0.0
STATE/LOCAL	27	72882	22.1	24	198906	60.3	6	57977	17.6	57	329765	100.0
TOTALS	52	94607	23.7	54	231982	58.2	28	71998	18.1	134	398587	100.0

TABLE K

EXPENDITURES ON BEHALF OF CANDIDATES FROM POLITICAL COMMITTEES  
BY OFFICE AND INCUMBENT/CHALLENGER-OTHER/OPEN-SEAT CANDIDATE STATUS

## NATIONAL AND STATE/LOCAL - REPUBLICAN

## \*\*PRESIDENT\*\*

COMMITTEE GROUPS	INCUMBENT			CHALLENGER-OTHER			OPEN-SEAT			TOTALS		
	#	\$	%	#	\$	%	#	\$	%	#	\$	%
NATIONAL COMMITTEES	0	0	0.0	0	0	0.0	0	0	0.0	0	0	0.0
SENATORIAL	0	0	0.0	0	0	0.0	0	0	0.0	0	0	0.0
CONGRESSIONAL	0	0	0.0	0	0	0.0	0	0	0.0	0	0	0.0
NATIONAL FUNDRAISING	0	0	0.0	0	0	0.0	0	0	0.0	0	0	0.0
OTHER NATIONAL	0	0	0.0	0	0	0.0	0	0	0.0	0	0	0.0
STATE/LOCAL	0	0	0.0	0	0	0.0	0	0	0.0	0	0	0.0
TOTALS	0	0	0.0	0	0	0.0	0	0	0.0	0	0	0.0

## \*\*SENATE\*\*

COMMITTEE GROUPS	INCUMBENT			CHALLENGER-OTHER			OPEN-SEAT			TOTALS		
	#	\$	%	#	\$	%	#	\$	%	#	\$	%
NATIONAL COMMITTEES	3	3719	16.2	4	9573	41.8	5	9614	42.0	12	22906	100.0
SENATORIAL	7	1248544	48.0	11	861525	33.1	10	489221	18.8	28	2599290	100.0
CONGRESSIONAL	0	0	0.0	0	0	0.0	0	0	0.0	0	0	0.0
NATIONAL FUNDRAISING	0	0	0.0	0	0	0.0	0	0	0.0	0	0	0.0
OTHER NATIONAL	0	0	0.0	0	0	0.0	0	0	0.0	0	0	0.0
STATE/LOCAL	3	27705	10.5	3	93814	35.6	7	141794	53.8	13	263313	100.0
TOTALS	13	1279968	44.4	18	964912	33.4	22	640629	22.2	53	2885509	100.0

TABLE K

EXPENDITURES ON BEHALF OF CANDIDATES FROM POLITICAL COMMITTEES  
BY OFFICE AND INCUMBENT/CHALLENGER-OTHER/OPEN-SEAT CANDIDATE STATUS

## NATIONAL AND STATE/LOCAL - REPUBLICAN

## \*\*HOUSE\*\*

COMMITTEE GROUPS	INCUMBENT			CHALLENGER-OTHER			OPEN-SEAT			TOTALS		
	#	\$	%	#	\$	%	#	\$	%	#	\$	%
NATIONAL COMMITTEES	2	8085	2.6	40	224327	71.4	17	81663	26.0	59	314075	100.0
SENATORIAL	0	0	0.0	0	0	0.0	0	0	0.0	0	0	0.0
CONGRESSIONAL	16	98869	11.8	45	354249	42.2	40	386303	46.0	101	839421	100.0
NATIONAL FUNDRAISING	0	0	0.0	0	0	0.0	0	0	0.0	0	0	0.0
OTHER NATIONAL	0	0	0.0	0	0	0.0	0	0	0.0	0	0	0.0
STATE/LOCAL	40	83863	26.5	42	159395	50.3	19	73403	23.2	101	316661	100.0
TOTALS	58	190817	13.0	127	737971	50.2	76	541369	36.8	261	1470157	100.0

## \*\*ALL FEDERAL CANDIDATES\*\*

COMMITTEE GROUPS	INCUMBENT			CHALLENGER-OTHER			OPEN-SEAT			TOTALS		
	#	\$	%	#	\$	%	#	\$	%	#	\$	%
NATIONAL COMMITTEES	5	11804	3.5	44	233900	69.4	22	91277	27.1	71	336981	100.0
SENATORIAL	7	1248544	48.0	11	861525	33.1	10	489221	18.8	28	2599290	100.0
CONGRESSIONAL	16	98869	11.8	45	354249	42.2	40	386303	46.0	101	839421	100.0
NATIONAL FUNDRAISING	0	0	0.0	0	0	0.0	0	0	0.0	0	0	0.0
OTHER NATIONAL	0	0	0.0	0	0	0.0	0	0	0.0	0	0	0.0
STATE/LOCAL	43	111568	19.2	45	253209	43.7	26	215197	37.1	114	579974	100.0
TOTALS	71	1470785	33.8	145	1702883	39.1	98	1181998	27.1	314	4355666	100.0

IV

**SELECTED FINANCIAL ACTIVITY AND ASSISTANCE TO CANDIDATES,  
NON-PARTY POLITICAL COMMITTEES**

## INTRODUCTION

The TABLES in this section are designed to show selected information for non-party political committees by totals for six types of committees. The GLOSSARY OF TERMS for non-party political committees provides detailed definitions of concepts and should be used in conjunction with the TABLES.

TABLE A, "SELECTED FINANCIAL ACTIVITY OF NON-PARTY POLITICAL COMMITTEES AND THEIR ASSISTANCE TO CANDIDATES BY OFFICE AND PARTY," displays receipt, disbursement, and debt information. Gross receipts and gross disbursements, which are shown first in their respective places, are not necessarily accurate reflections of the "real" money that is available for political campaign financing. These figures are frequently inflated, due in large part to the fact that these sums include receipts from affiliated committees. Since affiliated committees are subject to one contribution limit (2 U.S.C. §441a), these receipts should be treated as though they were internal transfers so that the same dollar is not counted twice as a receipt. Therefore, all such transfers are given in the next column of the TABLE. These transfers are then subtracted from gross receipts (or gross disbursements) in order to produce an adjusted figure in the third column (either "GROSS MINUS TI AFF" or "GROSS MINUS TO AFF"). It is these two columns which most accurately depict receipts and disbursements.

The remaining information in this TABLE on specific types of receipts and disbursements provides a partial picture of a political committee's exact income and spending. As was noted in the DESCRIPTION OF STUDY where the omitted information was enumerated, the selected receipts and disbursements do not add up to the gross receipts and disbursements. A suggestion is offered for arriving at a more exact picture of the cash disbursements which a committee has made: since a committee receiving a free in-kind contribution of services, goods, or property reports it both as a receipt and as if it had been paid for, the amount given in the "IN-KIND CONTRIB REG COM" receipts column may be subtracted from the "GROSS DISBURSEMENTS" figure to arrive at a more precise sense of the cash actually dispensed.

TABLE A next provides a committee's "cash on hand" and debts figures. Amounts of its assistance to candidates by Federal office and party, which are shown after "cash on hand" and debts, indicate its candidate activity.

TABLE B, "SUMMARY INFORMATION ON THE FINANCIAL ACTIVITY AND ASSISTANCE TO CANDIDATES OF NON-PARTY POLITICAL COMMITTEES," summarizes in one place information which is contained on various pages of TABLE A. It displays data on adjusted receipts and disbursements, latest "cash on hand," debts and assistance to candidates. Also given is the number of committees in each of the groups.

TABLE C, "CONTRIBUTIONS TO CANDIDATES FROM NON-PARTY POLITICAL COMMITTEES BY CANDIDATES' PARTY," displays different types of non-party committees and their candidate contribution activity. In addition the percentage of committees in a group which have engaged in campaign financing is given.

TABLE D, "CONTRIBUTIONS TO CANDIDATES FROM NON-PARTY POLITICAL COMMITTEES BY OFFICE, INCUMBENT/CHALLENGER-OTHER/OPEN-SEAT CANDIDATE STATUS AND PARTY," provides data on contributions to candidates, e.g., does a particular type of non-party committee contribute to candidates for one Federal office or for all three offices, to incumbents or to other candidates, or to candidates of a particular party.

TABLE E, "CONTRIBUTIONS TO CANDIDATES FROM NON-PARTY POLITICAL COMMITTEES BY CONTRIBUTION AMOUNT," continues the presentation of information on contributions to candidates. The TABLE displays relationships between types of committees and the size of contributions which they made to candidates, e.g., does one type of committee make larger contributions than another.

TABLE F, "GROSS RECEIPTS OF NON-PARTY POLITICAL COMMITTEES BY RECEIPT AMOUNT," serves two purposes. It displays the distribution of corporation-connected, labor-connected, etc. committees into different gross receipts classes; and it provides the basis for TABLE G. It summarizes information from TABLE A and shows whether one group or another tends to have committees which receive larger inflows of funds.

TABLE G, "CONTRIBUTIONS TO CANDIDATES FROM SEVEN GROSS RECEIPT CLASSES OF NON-PARTY POLITICAL COMMITTEES BY CONTRIBUTION AMOUNT," sets out the relationship between the size of a committee's gross receipts and the number and size of its contributions to candidates, e.g., does a committee with gross receipts of \$82,000 make many contributions of moderate size while one with income of \$7,000 makes a small number of large contributions.

TABLE H, "LATEST CASH-ON-HAND OF NON-PARTY POLITICAL COMMITTEES BY CASH-ON-HAND AMOUNT," like TABLE F, serves two functions. It presents the distribution of corporation-connected, labor-connected, etc. committees into different latest 1978 "cash on hand" classes; and it provides the basis for TABLE I. It summarizes information from TABLE A and indicates whether one group or another tends to have committees which have larger latest 1978 "cash on hand."

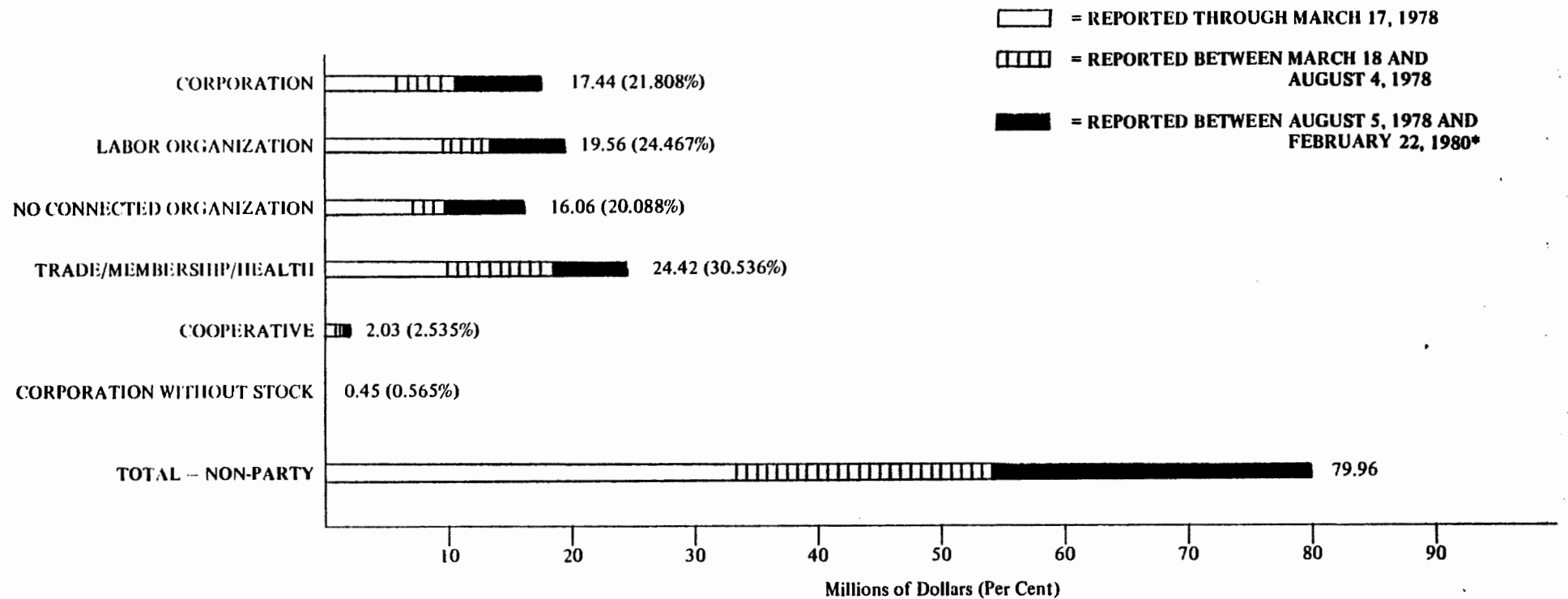
TABLE I, "CONTRIBUTIONS TO CANDIDATES FROM SEVEN LATEST CASH-ON-HAND CLASSES OF NON-PARTY POLITICAL COMMITTEES BY CONTRIBUTION AMOUNT," sets out the relationship between the size of a committee's latest 1978 "cash on hand" and the number and size of its contributions to candidates, e.g., does a committee with latest 1978 "cash on hand" of \$103,000 make many contributions of moderate size while one with latest 1978 "cash on hand" of \$2,500 makes a small number of large contributions.

TABLE J, "EXPENDITURES ON BEHALF OF CANDIDATES FROM NON-PARTY POLITICAL COMMITTEES BY CANDIDATES' PARTY," displays different types of non-party committees and their expenditures on behalf of candidates. In addition the percentage of committees in a group which have engaged in this campaign financing activity is given.

TABLE K, "EXPENDITURES ON BEHALF OF CANDIDATES FROM NON-PARTY POLITICAL COMMITTEES BY OFFICE, INCUMBENT/CHALLENGER-OTHER/OPEN-SEAT CANDIDATE STATUS AND PARTY," provides data on expenditures on behalf of candidates, e.g., does a particular type of non-party committee make expenditures on behalf of candidates for one Federal office or for all three offices, of incumbents or of non-incumbents, or of candidates affiliated with a particular party.

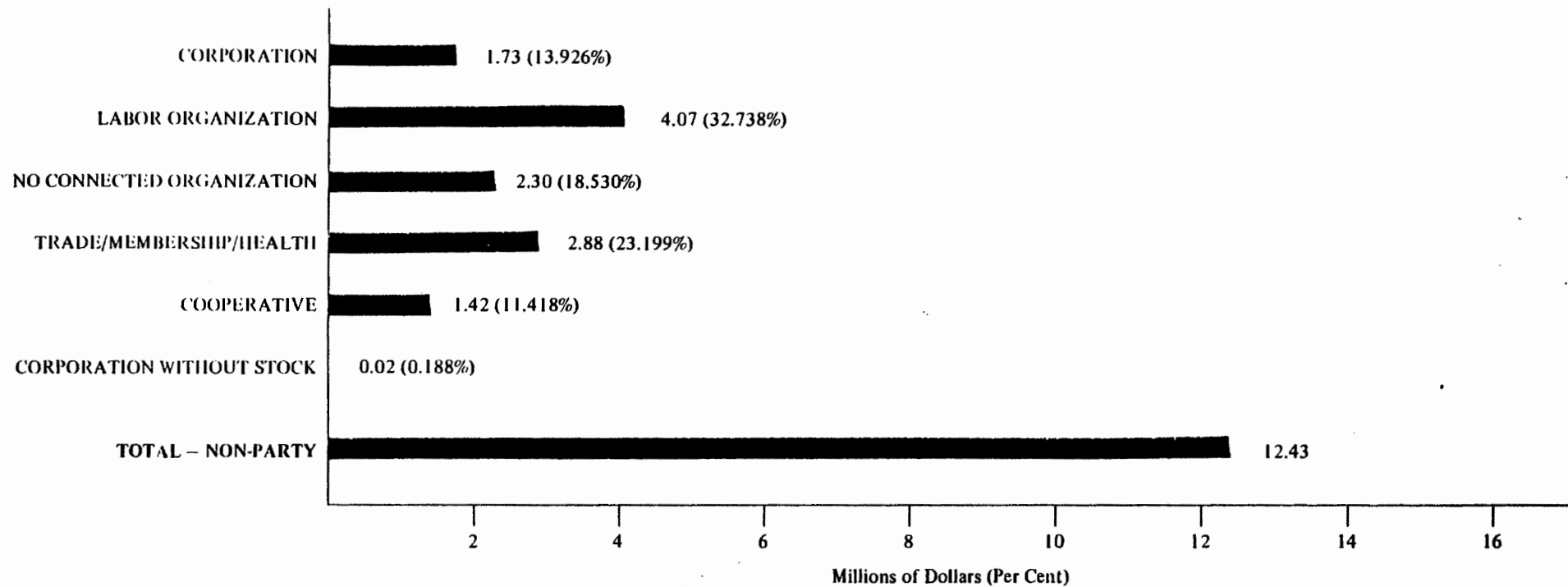
Analytic graphs which are self-explanatory follow. The information in them is taken from the TABLES.





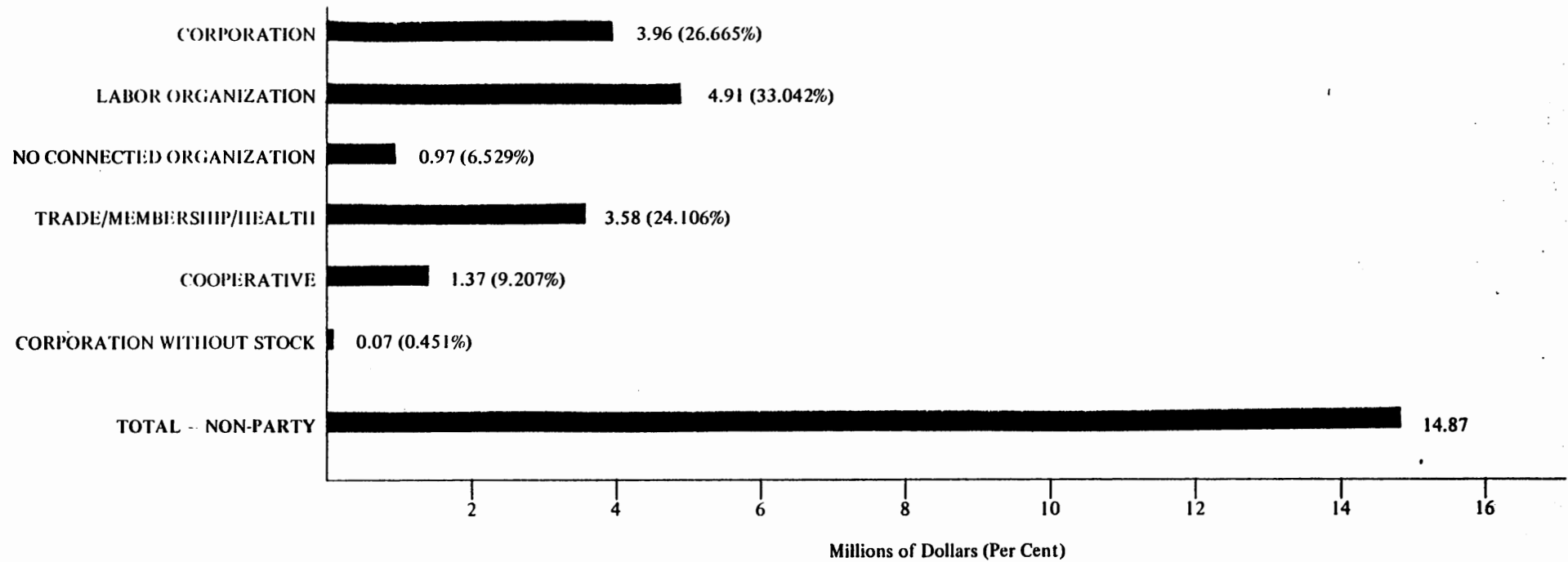
**1977-78 GROSS RECEIPTS OF CATEGORIES OF NON-PARTY POLITICAL COMMITTEES MINUS TRANSFERS IN FROM AFFILIATED NON-PARTY COMMITTEES REPORTED THROUGH MARCH 17, 1978, BETWEEN MARCH 18 AND AUGUST 4, 1978, AND BETWEEN AUGUST 5, 1978 AND FEBRUARY 22, 1980\***

\*For a more detailed description of the completeness of the information entered into the computer system by February 22, 1980, see I - DESCRIPTION OF STUDY, p. 6.

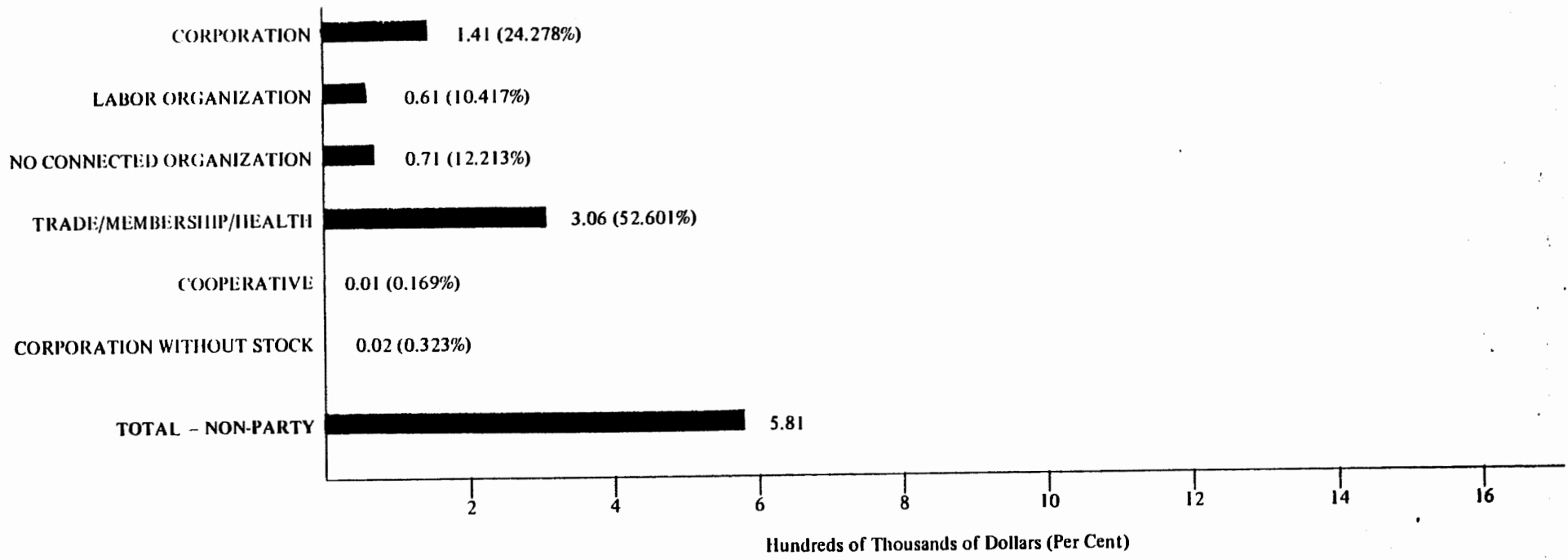


**CASH ON HAND ON 1/1/77\* REPORTED BY CATEGORIES OF NON-PARTY POLITICAL COMMITTEES**

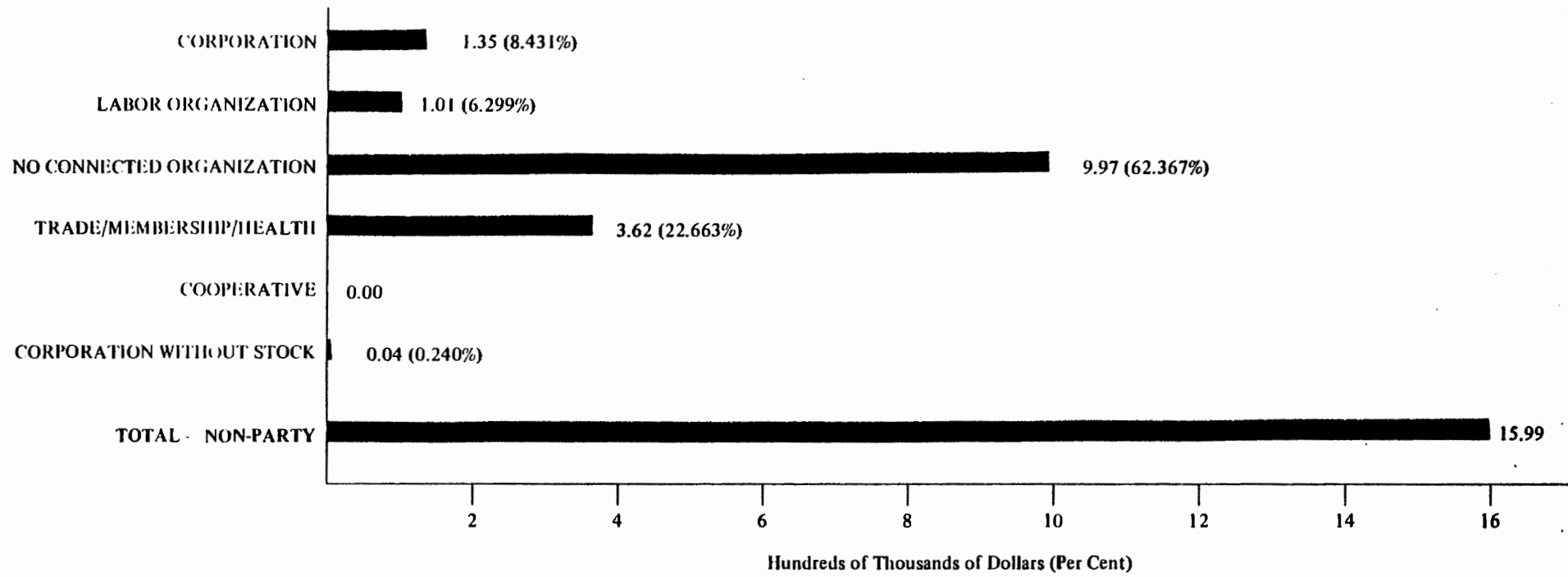
\* or Initial Cash on Hand if a Committee Registered Subsequent to 1/1/77.




**LATEST CASH ON HAND REPORTED BY CATEGORIES OF NON-PARTY POLITICAL COMMITTEES**



**LATEST REPORTED DEBTS OWED TO CATEGORIES OF NON-PARTY POLITICAL COMMITTEES**



**LATEST REPORTED DEBTS OWED BY CATEGORIES OF NON-PARTY POLITICAL COMMITTEES**



1977-78 CONTRIBUTIONS TO CANDIDATES REPORTED BY CATEGORIES  
OF NON-PARTY POLITICAL COMMITTEES BY INCUMBENT/CHALLENGER - OTHER/OPEN-SEAT CANDIDATE STATUS

**TABLE A**  
-----

**SELECTED FINANCIAL ACTIVITY OF POLITICAL COMMITTEES  
AND THEIR ASSISTANCE TO CANDIDATES BY OFFICE AND PARTY**

**NON-PARTY**

- 1) CORPORATIONS**
  - 2) LABOR ORGANIZATIONS**
  - 3) NO CONNECTED ORGANIZATIONS**
  - 4) TRADE/MEMBERSHIP/HEALTH**
  - 5) COOPERATIVES**
  - 6) CORPORATIONS WITHOUT STOCK TOTAL**
- GRAND TOTAL**

R E C E I P T S

LINE NUMBER	GROSS RECEIPTS	TRANS IN NON-PARTY AFFIL	GROSS MINUS TI AFF	REFUNDS REBATES	TRANS IN NON-PARTY NON-AFFIL	TOTAL PARTY TRANSFER	IN-KIND CONTRIB REG COM	UNREG COMMITT	LOANS IN	REPAY MENTS	\$101 - \$499 CONTRIB	\$500 & UP CONTRIB
1)	17464944	27794	17437150	12165	11436	0	713	7701	85885	1000	3084187	2741014
2)	20683052	1119888	19563164	7997	879906	0	2000	112315	34000	2500	748987	39336
3)	16064349	2521	16061828	5682	188110	0	28400	66125	259165	86689	841774	2502402
4)	24891020	475176	24415844	11365	2329090	0	6951	412134	150875	39518	2123269	1788526
5)	2026733	0	2026733	-140	0	0	0	2349	0	0	34766	4000
6)	451572	0	451572	0	300	0	0	7442	8006	0	94202	58580
	81581670	1625379	79956291	37069	3408842	0	38064	608066	537931	129707	6927185	7133858



**TABLE A**  
-----

**SELECTED FINANCIAL ACTIVITY OF POLITICAL COMMITTEES  
AND THEIR ASSISTANCE TO CANDIDATES BY OFFICE AND PARTY**

- 1) CORPORATIONS**
  - 2) LABOR ORGANIZATIONS**
  - 3) NO CONNECTED ORGANIZATIONS**
  - 4) TRADE/MEMBERSHIP/HEALTH**
  - 5) COOPERATIVES**
  - 6) CORPORATIONS WITHOUT STOCK TOTAL**
- GRAND TOTAL**

DISBURSEMENTS

CASH - ON - HAND AND DEBTS

LINE NUMBER	GROSS DISBURSE MENTS	TRANS OUT NON-PARTY AFFIL	GROSS MINUS TO AFF	TRANS OUT NON-PARTY NON-AFFIL	TOTAL PARTY TRANSFER	UNREQ COMMITT	LOANS OUT	REPAY MENTS	CONTRIB REFUNDOS	LATEST CASH-ON HAND	1/1/77 CASH-ON- HAND	DEBTS OWED TO	DEBTS OWED BY
1)	15260862	51960	15208902	280096	868777	11555	1000	59540	39957	3964341	1731040	141086	134790
2)	19894051	1255685	18638366	864968	675416	2062	5000	6250	1136	4912483	4069437	60533	100698
3)	17430796	2920	17427876	95547	45513	2500	110610	82637	5225	970697	2303358	70972	997045
4)	24266133	499301	23766832	1777996	825722	22696	43611	102652	18710	3583980	2883790	305677	362305
5)	2077095	107000	1970095	34575	245025	0	0	0	209	1368909	1419351	982	0
6)	402689	1900	400789	18055	8600	400	3585	1769	204	67069	23426	1875	3835
	79331626	1918766	77412860	3071237	2669053	39213	163806	252848	65441	14867479	12430402	581125	1598673

**TABLE A**  
-----

**SELECTED FINANCIAL ACTIVITY OF POLITICAL COMMITTEES  
AND THEIR ASSISTANCE TO CANDIDATES BY OFFICE AND PARTY**

- 1) CORPORATIONS**
  - 2) LABOR ORGANIZATIONS**
  - 3) NO CONNECTED ORGANIZATIONS**
  - 4) TRADE/MEMBERSHIP/HEALTH**
  - 5) COOPERATIVES**
  - 6) CORPORATIONS WITHOUT STOCK TOTAL**
- GRAND TOTAL**

CONTRIBUTIONS TO CANDIDATES BY OFFICE AND PARTY AND TOTAL EXPENDITURES ON BEHALF OF CANDIDATES

LINE NUMBER	PRESIDENT			SENATE			HOUSE			TOT. CONTR TO CANDID.	TOT. EXPEN ON CANDID.
	DEM	REP	OTHER	DEM	REP	OTHER	DEM	REP	OTHER		
1)	10590	1100	0	997041	2620247	-900	2671820	3485824	425	9786147	16525
2)	27500	0	0	2547761	283525	50	7175473	280151	6800	10321260	24067
3)	1000	0	0	185394	545172	2427	473285	1590577	200	2798055	132192
4)	400	1000	0	1059727	1692753	-500	3989617	4581580	500	11325077	108491
5)	8500	300	0	113550	89050	0	521003	153695	0	886098	1000
6)	0	0	0	8800	16778	0	68380	27010	0	120968	1917
	47990	2400	0	4912273	5247525	1077	14899578	10118837	7925	35237605	284192

TABLE B

## SELECTED FINANCIAL ACTIVITY OF POLITICAL COMMITTEES

COMMITTEE GROUPS	SUMMARY INFORMATION							
	NON-PARTY							
	GROSS RECPT MINUS TRANS IN AFF	GROSS DISB MINUS TRANS OUT AFF	LATEST CASH-ON HAND	DEBTS OWED TO	DEBTS OWED BY	CONTRIB TO CANDIDATES	EXPEND ON BEHALF OF CANDIDATES	NUMBER OF COMMITTEES
CORPORATION	17437150	15208902	3964341	141086	134790	9786147	16525	825
LABOR ORGANIZATIONS	19563164	18638366	4912483	60533	100698	10321260	24067	280
NO CONNECTED ORGANIZATION	16061828	17427876	970697	70972	997045	2798055	132192	256
TRADE/MEMBERSHIP/HEALTH	24415844	23766832	3583980	305677	362305	11325077	108491	547
COOPERATIVE	2026733	1970095	1368909	982	0	886098	1000	12
CORPORATION WITHOUT STOCK	451572	400789	67069	1875	3835	120968	1917	29
<b>TOTALS</b>	<b>79956291</b>	<b>77412860</b>	<b>14867479</b>	<b>581125</b>	<b>1598673</b>	<b>35237605</b>	<b>284192</b>	<b>1949</b>

TABLE C

CONTRIBUTIONS TO CANDIDATES FROM POLITICAL COMMITTEES  
BY CANDIDATES' PARTY  
NON-PARTY

COMMITTEE GROUPS	DEMOCRATIC			REPUBLICAN		
	#	\$	%	#	\$	%
CORPORATION	9273	3679451	37.60	12943	6107171	62.41
LABOR ORGANIZATION	8776	9750734	94.47	573	563676	5.46
NO CONNECTED ORGANIZATION	702	659679	23.58	1958	2135749	76.33
TRADE/MEMBERSHIP/HEALTH	7390	5049744	44.59	6382	6275333	55.41
COOPERATIVE	454	643053	72.57	175	243045	27.43
CORPORATION WITHOUT STOCK	164	77180	63.80	99	43788	36.20
TOTALS	26759	19859841	56.36	22130	15368762	43.61

COMMITTEE GROUPS	OTHER			TOTALS			COMMIT MAKING CONTRIB	
	#	\$	%	#	\$	%	#	%
CORPORATION	8	-475	.00	22224	9786147	100.00	704	85.33
LABOR ORGANIZATION	9	6850	.07	9358	10321260	100.00	215	76.79
NO CONNECTED ORGANIZATION	5	2627	.09	2665	2798055	100.00	122	47.66
TRADE/MEMBERSHIP/HEALTH	4	0	.00	13776	11325077	100.00	400	73.13
COOPERATIVE	0	0	.00	629	886098	100.00	11	91.67
CORPORATION WITHOUT STOCK	0	0	.00	263	120968	100.00	22	75.86
TOTALS	26	9002	.03	48915	35237605	100.00	1474	75.63

TABLE D

CONTRIBUTIONS TO CANDIDATES FROM POLITICAL COMMITTEES BY OFFICE,  
INCUMBENT/CHALLENGER-OTHER/OPEN-SEAT CANDIDATE STATUS, AND PARTY

NON-PARTY												
**PRESIDENT**												
INCUMBENT												
COMMITTEE GROUPS	DEMOCRATIC			REPUBLICAN			OTHER			SUBTOTAL		
	#	\$	%	#	\$	%	#	\$	%	#	\$	%
CORPORATION	5	5074	43.40	0	0	0.00	0	0	0.00	5	5074	43.40
LABOR ORGANIZATION	0	0	0.00	0	0	0.00	0	0	0.00	0	0	0.00
NO CONNECTED ORG.	0	0	0.00	0	0	0.00	0	0	0.00	0	0	0.00
TRADE/MEMBER/HEALTH	0	0	0.00	0	0	0.00	0	0	0.00	0	0	0.00
COOPERATIVE	0	0	0.00	0	0	0.00	0	0	0.00	0	0	0.00
CORPORATION W/O STOCK	0	0	0.00	0	0	0.00	0	0	0.00	0	0	0.00
TOTALS	5	5074	10.07	0	0	0.00	0	0	0.00	5	5074	10.07

CHALLENGER-OTHER												
COMMITTEE GROUPS	DEMOCRATIC			REPUBLICAN			OTHER			SUBTOTAL		
	#	\$	%	#	\$	%	#	\$	%	#	\$	%
CORPORATION	9	5516	47.19	7	1100	9.41	0	0	0.00	16	6616	56.60
LABOR ORGANIZATION	14	27500	100.00	0	0	0.00	0	0	0.00	14	27500	100.00
NO CONNECTED ORG.	1	1000	100.00	0	0	0.00	0	0	0.00	1	1000	100.00
TRADE/MEMBER/HEALTH	3	400	28.57	1	1000	71.43	0	0	0.00	4	1400	100.00
COOPERATIVE	3	8500	96.59	1	300	3.41	0	0	0.00	4	8800	100.00
CORPORATION W/O STOCK	0	0	0.00	0	0	0.00	0	0	0.00	0	0	0.00
TOTALS	30	42916	85.17	9	2400	4.76	0	0	0.00	39	45316	89.93

TABLE D

CONTRIBUTIONS TO CANDIDATES FROM POLITICAL COMMITTEES BY OFFICE,  
INCUMBENT/CHALLENGER-OTHER/OPEN-SEAT CANDIDATE STATUS, AND PARTY

COMMITTEE GROUPS	DEMOCRATIC			REPUBLICAN			OTHER			SUBTOTAL		
	#	\$	%	#	\$	%	#	\$	%	#	\$	%
CORPORATION	0	0	0.00	0	0	0.00	0	0	0.00	0	0	0.00
LABOR ORGANIZATION	0	0	0.00	0	0	0.00	0	0	0.00	0	0	0.00
NO CONNECTED ORG.	0	0	0.00	0	0	0.00	0	0	0.00	0	0	0.00
TRADE/MEMBER/HEALTH	0	0	0.00	0	0	0.00	0	0	0.00	0	0	0.00
COOPERATIVE	0	0	0.00	0	0	0.00	0	0	0.00	0	0	0.00
CORPORATION W/O STOCK	0	0	0.00	0	0	0.00	0	0	0.00	0	0	0.00
TOTALS	0	0	0.00	0	0	0.00	0	0	0.00	0	0	0.00

COMMITTEE GROUPS	GRAND TOTAL		
	#	\$	%
CORPORATION	21	11690	100.00
LABOR ORGANIZATION	14	27500	100.00
NO CONNECTED ORG.	1	1000	100.00
TRADE/MEMBER/HEALTH	4	1400	100.00
COOPERATIVE	4	8800	100.00
CORPORATION W/O STOCK	0	0	100.00
TOTALS	44	50390	100.00



TABLE D  
-----

CONTRIBUTIONS TO CANDIDATES FROM POLITICAL COMMITTEES BY OFFICE,  
INCUMBENT/CHALLENGER-OTHER/OPEN-SEAT CANDIDATE STATUS, AND PARTY

NON-PARTY												
**SENATE**												
INCUMBENT												
COMMITTEE GROUPS	DEMOCRATIC			REPUBLICAN			OTHER			SUBTOTAL		
	#	\$	%	#	\$	%	#	\$	%	#	\$	%
CORPORATION	829	535771	14.82	1770	1334107	36.89	1	-1500	-0.04	2600	1868378	51.66
LABOR ORGANIZATION	451	1067505	37.70	155	244300	8.63	1	50	0.00	607	1311855	46.33
NO CONNECTED ORG.	51	73720	10.06	104	136788	18.66	0	0	0.00	155	210508	20.72
TRADE/MEMBER/HEALTH	533	516465	18.77	785	873085	31.73	1	-1000	-0.04	1319	1388550	50.46
COOPERATIVE	23	45250	22.33	20	42950	21.20	0	0	0.00	43	88200	43.53
CORPORATION W/O STOCK	10	4000	15.64	16	8918	34.87	0	0	0.00	26	12918	50.50
<b>TOTALS</b>	<b>1897</b>	<b>2242711</b>	<b>22.07</b>	<b>2850</b>	<b>2640148</b>	<b>25.98</b>	<b>3</b>	<b>-2450</b>	<b>-0.02</b>	<b>4750</b>	<b>4880409</b>	<b>48.03</b>

CHALLENGER-OTHER												
COMMITTEE GROUPS	DEMOCRATIC			REPUBLICAN			OTHER			SUBTOTAL		
	#	\$	%	#	\$	%	#	\$	%	#	\$	%
CORPORATION	363	222486	6.15	1010	733641	20.29	1	500	0.01	1374	956627	26.45
LABOR ORGANIZATION	402	927628	32.76	11	16500	0.58	0	0	0.00	413	944128	33.35
NO CONNECTED ORG.	59	81860	11.17	177	273802	37.35	3	2427	0.33	239	358089	48.85
TRADE/MEMBER/HEALTH	258	256785	9.33	350	459169	16.69	1	500	0.02	609	716454	26.03
COOPERATIVE	14	27500	13.57	10	20000	9.87	0	0	0.00	24	47500	23.45
CORPORATION W/O STOCK	4	1700	6.65	4	4010	15.68	0	0	0.00	8	5710	22.32
<b>TOTALS</b>	<b>1100</b>	<b>1517959</b>	<b>14.94</b>	<b>1562</b>	<b>1507122</b>	<b>14.83</b>	<b>5</b>	<b>3427</b>	<b>0.03</b>	<b>2667</b>	<b>3028508</b>	<b>29.81</b>

TABLE D

CONTRIBUTIONS TO CANDIDATES FROM POLITICAL COMMITTEES BY OFFICE,  
INCUMBENT/CHALLENGER-OTHER/OPEN-SEAT CANDIDATE STATUS, AND PARTY

COMMITTEE GROUPS	NON-PARTY											
	**SENATE**											
	OPEN-SEAT											
	DEMOCRATIC			REPUBLICAN			OTHER			SUBTOTAL		
	#	\$	%	#	\$	%	#	\$	%	#	\$	%
CORPORATION	404	238784	6.60	781	552499	15.20	1	100	0.00	1186	791383	21.88
LABOR ORGANIZATION	253	552620	19.52	13	22725	0.80	0	0	0.00	266	575353	20.32
NO CONNECTED ORG.	26	29814	4.07	112	134582	18.36	0	0	0.00	138	164396	22.43
TRADE/MEMBER/HEALTH	240	286477	10.41	344	360499	13.10	0	0	0.00	592	646976	23.51
COOPERATIVE	14	40800	20.14	11	26100	12.88	0	0	0.00	25	66900	33.02
CORPORATION W/O STOCK	5	3100	12.12	5	3050	15.05	0	0	0.00	10	6950	27.17
TOTALS	950	1151603	11.33	1266	1100255	10.83	1	100	0.00	2217	2251958	22.16

COMMITTEE GROUPS	GRAND TOTAL		
	#	\$	%
CORPORATION	5160	3616388	100.00
LABOR ORGANIZATION	1286	2831336	100.00
NO CONNECTED ORG.	532	732993	100.00
TRADE/MEMBER/HEALTH	2520	2751980	100.00
COOPERATIVE	92	202600	100.00
CORPORATION W/O STOCK	44	25578	100.00
TOTALS	9634	10160875	100.00

TABLE D

CONTRIBUTIONS TO CANDIDATES FROM POLITICAL COMMITTEES BY OFFICE,  
INCUMBENT/CHALLENGER-OTHER/OPEN-SEAT CANDIDATE STATUS, AND PARTY

COMMITTEE GROUPS	NON-PARTY **HOUSE** INCUMBENT											
	DEMOCRATIC			REPUBLICAN			OTHER			SUBTOTAL		
	#	\$	%	#	\$	%	#	\$	%	#	\$	%
CORPORATION	6340	2125953	34.52	5335	1749087	28.40	0	0	0.00	11675	3875040	62.93
LABOR ORGANIZATION	5300	4494554	60.23	344	243526	3.26	0	0	0.00	5644	4738080	63.49
NO CONNECTED ORG.	348	251674	12.19	435	271552	13.16	0	0	0.00	783	523226	25.35
TRADE/MEMBER/HEALTH	5423	3048838	35.57	3148	2318189	27.04	0	0	0.00	8571	5367027	62.61
COOPERATIVE	337	445726	66.06	100	108970	16.15	0	0	0.00	437	554696	82.21
CORPORATION W/O STOCK	119	45530	47.73	47	12800	13.42	0	0	0.00	166	58330	61.15
<b>TOTALS</b>	<b>17867</b>	<b>10412275</b>	<b>41.61</b>	<b>9409</b>	<b>4704124</b>	<b>18.80</b>	<b>0</b>	<b>0</b>	<b>0.00</b>	<b>27276</b>	<b>15116399</b>	<b>60.40</b>

COMMITTEE GROUPS	CHALLENGER-OTHER											
	DEMOCRATIC			REPUBLICAN			OTHER			SUBTOTAL		
	#	\$	%	#	\$	%	#	\$	%	#	\$	%
CORPORATION	331	120996	1.96	2226	987090	16.03	5	425	0.01	2562	1108511	18.00
LABOR ORGANIZATION	1131	1243246	16.66	30	17875	0.24	7	5800	0.08	1168	1266921	16.98
NO CONNECTED ORG.	74	88133	4.27	775	801526	38.83	1	100	0.00	850	889759	43.11
TRADE/MEMBER/HEALTH	229	188815	2.20	924	1222486	14.26	2	500	0.01	1155	1411801	16.47
COOPERATIVE	13	15200	2.25	6	4600	0.68	0	0	0.00	19	19800	2.93
CORPORATION W/O STOCK	8	6350	6.66	12	4125	4.32	0	0	0.00	20	10475	10.98
<b>TOTALS</b>	<b>1786</b>	<b>1662740</b>	<b>6.64</b>	<b>3973</b>	<b>3037702</b>	<b>12.14</b>	<b>15</b>	<b>6825</b>	<b>0.03</b>	<b>5774</b>	<b>4707267</b>	<b>18.81</b>

TABLE D

CONTRIBUTIONS TO CANDIDATES FROM POLITICAL COMMITTEES BY OFFICE,  
 INCUMBENT/CHALLENGER-OTHER/OPEN-SEAT CANDIDATE STATUS, AND PARTY

COMMITTEE GROUPS	DEMOCRATIC			REPUBLICAN			OTHER			SUBTOTAL		
	#	\$	%	#	\$	%	#	\$	%	#	\$	
CORPORATION	992	424871	6.90	1814	749647	12.17	0	0	0.00	2806	1174518	19.07
LABOR ORGANIZATION	1225	1437673	19.27	20	18750	0.25	1	1000	0.01	1246	1457423	19.53
NO CONNECTED ORG.	143	133478	6.47	355	517499	25.07	1	100	0.00	499	651077	31.54
TRADE/MEMBER/HEALTH	696	751964	8.77	830	1040905	12.14	0	0	0.00	1526	1792869	20.92
COOPERATIVE	50	60077	8.90	27	40125	5.95	0	0	0.00	77	100202	14.85
CORPORATION W/O STOCK	18	16500	17.30	15	10085	10.57	0	0	0.00	33	26585	27.87
<b>TOTALS</b>	<b>3124</b>	<b>2824563</b>	<b>11.29</b>	<b>3061</b>	<b>2377011</b>	<b>9.50</b>	<b>2</b>	<b>1100</b>	<b>0.00</b>	<b>6187</b>	<b>5202674</b>	<b>20.79</b>

COMMITTEE GROUPS	GRAND TOTAL		
	#	\$	%
CORPORATION	17043	6158069	100.00
LABOR ORGANIZATION	8058	7462424	100.00
NO CONNECTED ORG.	2132	2064062	100.00
TRADE/MEMBER/HEALTH	11252	8571697	100.00
COOPERATIVE	533	674698	100.00
CORPORATION W/O STOCK	219	95390	100.00
<b>TOTALS</b>	<b>39237</b>	<b>25026340</b>	<b>100.00</b>

TABLE D  
-----

CONTRIBUTIONS TO CANDIDATES FROM POLITICAL COMMITTEES BY OFFICE,  
INCUMBENT/CHALLENGER-OTHER/OPEN-SEAT CANDIDATE STATUS, AND PARTY

NON-PARTY

\*\*ALL FEDERAL CANDIDATES\*\*

INCUMBENT

COMMITTEE GROUPS	DEMOCRATIC			REPUBLICAN			OTHER			SUBTOTAL		
	#	\$	%	#	\$	%	#	\$	%	#	\$	%
CORPORATION	7174	2666798	27.25	7105	3083194	31.51	1	-1500	-0.02	14280	5748492	58.74
LABOR ORGANIZATION	5751	5562059	53.89	499	487826	4.73	1	50	0.00	6251	6049935	58.62
NO CONNECTED ORG.	399	325394	11.63	539	408340	14.59	0	0	0.00	938	733734	26.22
TRADE/MEMBER/HEALTH	5956	3565303	31.48	3933	3191274	28.18	1	-1000	-0.01	9890	6755577	59.65
COOPERATIVE	360	490976	55.41	120	151920	17.14	0	0	0.00	480	642896	72.55
CORPORATION W/O STOCK	129	49530	40.94	63	21718	17.95	0	0	0.00	192	71248	58.90
<b>TOTALS</b>	<b>19769</b>	<b>12660060</b>	<b>35.93</b>	<b>12259</b>	<b>7344272</b>	<b>20.84</b>	<b>3</b>	<b>-2450</b>	<b>-0.01</b>	<b>32031</b>	<b>20001882</b>	<b>56.76</b>

CHALLENGER-OTHER

COMMITTEE GROUPS	DEMOCRATIC			REPUBLICAN			OTHER			SUBTOTAL		
	#	\$	%	#	\$	%	#	\$	%	#	\$	%
CORPORATION	703	348998	3.57	3243	1721831	17.59	6	925	0.01	3952	2071754	21.17
LABOR ORGANIZATION	1547	2198374	21.30	41	34375	0.33	7	5800	0.06	1595	2238549	21.69
NO CONNECTED ORG.	134	170993	6.11	952	1075328	38.43	4	2527	0.09	1090	1248848	44.63
TRADE/MEMBER/HEALTH	490	446000	3.94	1275	1682655	14.86	3	1000	0.01	1768	2129655	18.80
COOPERATIVE	30	51200	5.78	17	24900	2.81	0	0	0.00	47	76100	8.59
CORPORATION W/O STOCK	12	8050	6.65	16	8135	6.72	0	0	0.00	28	16185	13.38
<b>TOTALS</b>	<b>2916</b>	<b>3223615</b>	<b>9.15</b>	<b>5544</b>	<b>4547224</b>	<b>12.90</b>	<b>20</b>	<b>10252</b>	<b>0.03</b>	<b>8480</b>	<b>7781091</b>	<b>22.08</b>

TABLE D  
-----

CONTRIBUTIONS TO CANDIDATES FROM POLITICAL COMMITTEES BY OFFICE,  
INCUMBENT/CHALLENGER-OTHER/OPEN-SEAT CANDIDATE STATUS, AND PARTY

NON-PARTY

\*\*ALL FEDERAL CANDIDATES\*\*

OPEN-SEAT

COMMITTEE GROUPS	DEMOCRATIC			REPUBLICAN			OTHER			SUBTOTAL		
	#	\$	%	#	\$	%	#	\$	%	#	\$	%
CORPORATION	1396	663655	6.78	2595	1302146	13.31	1	100	0.00	3992	1965901	20.09
LABOR ORGANIZATION	1478	1990301	19.28	33	41475	0.40	1	1000	0.01	1512	2032776	19.70
NO CONNECTED ORG.	169	163292	5.84	467	652081	23.30	1	100	0.00	637	815473	29.14
TRADE/MEMBER/HEALTH	944	1038441	9.17	1174	1401404	12.37	0	0	0.00	2118	2439845	21.54
COOPERATIVE	64	100877	11.38	38	66225	7.47	0	0	0.00	102	167102	18.86
CORPORATION W/O STOCK	23	19600	16.20	20	13935	11.52	0	0	0.00	43	33535	27.72
<b>TOTALS</b>	<b>4074</b>	<b>3976166</b>	<b>11.28</b>	<b>4327</b>	<b>3477266</b>	<b>9.87</b>	<b>3</b>	<b>1200</b>	<b>0.00</b>	<b>8404</b>	<b>7454632</b>	<b>21.16</b>

COMMITTEE GROUPS	GRAND TOTAL		
	#	\$	%
CORPORATION	22224	9786147	100.00
LABOR ORGANIZATION	9358	10321260	100.00
NO CONNECTED ORG.	2665	2798055	100.00
TRADE/MEMBER/HEALTH	13776	11325077	100.00
COOPERATIVE	629	886098	100.00
CORPORATION W/O STOCK	263	120968	100.00
<b>TOTALS</b>	<b>48915</b>	<b>35237605</b>	<b>100.00</b>

TABLE E

CONTRIBUTIONS TO CANDIDATES FROM POLITICAL COMMITTEES  
BY CONTRIBUTION AMOUNT  
NON-PARTY

COMMITTEE GROUPS	\$1 - 99			\$100 - 249			\$250 - 499			\$500 - 999		
	#	\$	%	#	\$	%	#	\$	%	#	\$	%
CORPORATION	469	20040	.20	8287	1226259	12.53	5203	1551906	15.86	5519	2983564	30.49
LABOR ORGANIZATION	74	3602	.03	1760	267074	2.59	1652	499007	4.83	2623	1462888	14.17
NO CONNECTED ORGANIZATION	151	3985	.14	454	57743	2.06	329	109243	3.90	546	299978	10.72
TRADE/MEMBERSHIP/HEALTH	316	13538	.12	5375	729692	6.44	1815	563520	4.98	2753	1502002	13.26
COOPERATIVE	4	200	.02	97	13870	1.57	24	7350	.83	134	70940	8.01
CORPORATION WITHOUT STOCK	4	175	.14	126	17583	14.54	39	11650	9.63	48	26100	21.58
TOTALS	1018	41540	.12	16099	2312221	6.56	9062	2742676	7.78	11623	6345472	18.01

COMMITTEE GROUPS	\$1,000 - 2,499			\$2,500 - 4,999			\$5,000 AND UP			TOTALS		COMMITTEES	
	#	\$	%	#	\$	%	#	\$	%	#	\$		
CORPORATION	2462	2908740	29.72	199	595915	6.09	85	499723	5.11	22224	9786147	100.00	704
LABOR ORGANIZATION	2091	2732481	26.47	679	2170092	21.03	479	3186116	30.87	9358	10321260	100.00	215
NO CONNECTED ORGANIZATION	889	1114969	39.85	226	750985	26.84	70	461152	16.48	2665	2798055	100.00	122
TRADE/MEMBERSHIP/HEALTH	2301	2999194	26.48	663	2038619	18.00	553	3478512	30.72	13776	11325077	100.00	400
COOPERATIVE	268	368488	41.59	61	189050	21.34	41	236200	26.66	629	886098	100.00	11
CORPORATION WITHOUT STOCK	43	55860	46.18	3	9600	7.94	0	0	.00	263	120968	100.00	22
TOTALS	8054	10179732	28.89	1831	5754261	16.33	1228	7861703	22.31	48915	35237605	100.00	1474

TABLE F

GROSS RECEIPTS OF POLITICAL COMMITTEES  
BY RECEIPT AMOUNT

COMMITTEE GROUPS	NON-PARTY											
	\$0			\$1 - 9,999			\$10,000 - 29,999			\$30,000 - 99,999		
	#	\$	%	#	\$	%	#	\$	%	#	\$	%
CORPORATION	59	0	.00	332	1514095	8.67	267	4654310	26.65	141	7317129	41.90
LABOR ORGANIZATION	38	0	.00	95	353235	1.71	61	1109402	5.36	40	2147824	10.38
NO CONNECTED ORGANIZATION	68	0	.00	113	375446	2.34	38	599374	3.73	19	1136671	7.08
TRADE/MEMBERSHIP/HEALTH	64	0	.00	242	888406	3.57	115	1988143	7.99	79	4389221	17.63
COOPERATIVE	0	0	.00	4	14853	.73	4	70620	3.48	1	51056	2.52
CORPORATION WITHOUT STOCK	2	0	.00	12	46797	10.36	10	139062	30.80	4	130047	28.80
TOTALS	231	0	.00	798	3192832	3.91	495	8560911	10.49	284	15171948	18.60

COMMITTEE GROUPS	\$100,000 - 499,999			\$500,000 - 999,999			\$1,000,000 AND UP			TOTALS		
	#	\$	%	#	\$	%	#	\$	%	#	\$	%
CORPORATION	26	3979410	22.79	0	0	.00	0	0	.00	825	17464944	100.00
LABOR ORGANIZATION	35	7809676	37.76	9	6386675	30.88	2	2876240	13.91	280	20683052	100.00
NO CONNECTED ORGANIZATION	9	1743415	10.85	5	3177299	19.78	4	9032144	56.22	256	16064349	100.00
TRADE/MEMBERSHIP/HEALTH	37	7222811	29.02	6	3924481	15.77	4	6477958	26.03	547	24891020	100.00
COOPERATIVE	1	374273	18.47	2	1515931	74.80	0	0	.00	12	2026733	100.00
CORPORATION WITHOUT STOCK	1	135666	30.04	0	0	.00	0	0	.00	29	451572	100.00
TOTALS	109	21265251	26.07	22	15004386	18.39	10	18386342	22.54	1949	81581670	100.00



TABLE 6

CONTRIBUTIONS TO CANDIDATES FROM SEVEN GROSS RECEIPT CLASSES OF  
POLITICAL COMMITTEES BY CONTRIBUTION AMOUNT  
NON-PARTY

GROSS RECEIPT CLASSES	\$1 - 99			\$100 - 249			\$250 - 499			\$500 - 999		
	#	\$	%	#	\$	%	#	\$	%	#	\$	%
UNDER \$1	7	410	1.55	47	5800	21.99	23	6861	26.02	11	5800	21.99
\$ 1 TO \$ 9,999	237	10762	.79	2789	367921	27.04	884	267353	19.65	639	353751	26.00
\$ 10,000 TO \$29,999	412	15687	.38	5205	729310	17.62	2559	751009	18.15	2167	1173020	28.34
\$ 30,000 TO \$99,999	260	10841	.14	5672	846352	11.03	3361	1027313	13.38	4084	2208945	28.78
\$100,000 TO \$499,999	79	2771	.03	1922	299382	3.50	1800	548288	6.40	3227	1767744	20.64
\$500,000 TO \$999,999	9	406	.01	277	39701	.60	283	87889	1.33	1176	658778	9.97
\$1 MILL. & UP	14	663	.01	187	23755	.35	152	53963	.79	319	177434	2.58
TOTALS	1018	41540	.12	16099	2312221	6.56	9062	2742676	7.78	11623	6345472	18.01

GROSS RECEIPT CLASSES	\$1,000 - 2,499			\$2,500 - 4,999			\$5,000 AND UP			TOTALS			COMMITTEES
	#	\$	%	#	\$	%	#	\$	%	#	\$	%	
UNDER \$1	5	7500	28.44	0	0	.00	0	0	.00	93	26371	100.00	14
\$ 1 TO \$ 9,999	242	285140	20.96	20	60073	4.42	3	15500	1.14	4814	1360500	100.00	576
\$ 10,000 TO \$29,999	915	1055941	25.51	89	262271	6.34	28	151423	3.66	11375	4138661	100.00	470
\$ 30,000 TO \$99,999	2072	2504951	32.63	183	567891	7.40	86	509459	6.64	15718	7675752	100.00	277
\$100,000 TO \$499,999	2477	3094722	36.13	501	1525390	17.81	226	1326754	15.49	10232	8565051	100.00	105
\$500,000 TO \$999,999	1567	2086529	31.59	457	1476945	22.36	356	2255276	34.14	4125	6605524	100.00	22
\$1 MILL. & UP	776	1144949	16.68	581	1861691	27.12	529	3603291	52.48	2558	6865746	100.00	10
TOTALS	8054	10179732	28.89	1831	5754261	16.33	1228	7861703	22.31	48915	35237605	100.00	1474

TABLE H

## LATEST CASH-ON-HAND OF POLITICAL COMMITTEES

## BY CASH-ON-HAND AMOUNT

COMMITTEE GROUPS	NON-PARTY											
	UNDER \$1			\$1 - 999			\$1,000 - 4,999			\$5,000 - 9,999		
	#	\$	%	#	\$	%	#	\$	%	#	\$	%
CORPORATION	77	0	.00	216	92942	2.34	317	818511	20.65	123	866880	21.87
LABOR ORGANIZATIONS	55	0	.00	50	21735	.44	73	182645	3.72	32	228048	4.64
NO CONNECTED ORGANIZATION	106	0	.00	63	22345	2.30	53	123439	12.72	14	94130	9.70
TRADE/MEMBERSHIP/HEALTH	103	0	.00	153	57679	1.61	165	404430	11.28	50	352031	9.82
COOPERATIVE	0	0	.00	3	780	.06	3	9825	.72	2	13969	1.02
CORPORATION WITHOUT STOCK	4	0	.00	10	3335	4.97	11	27344	40.77	2	11478	17.11
<b>TOTALS</b>	<b>345</b>	<b>0</b>	<b>.00</b>	<b>495</b>	<b>198816</b>	<b>1.34</b>	<b>622</b>	<b>1566194</b>	<b>10.53</b>	<b>223</b>	<b>1566536</b>	<b>10.54</b>

COMMITTEE GROUPS	\$10,000 - 24,999			\$25,000 - 99,999			\$100,000 AND UP			TOTALS		
	#	\$	%	#	\$	%	#	\$	%	#	\$	%
CORPORATION	71	1054044	26.59	18	772319	19.48	3	359645	9.07	825	3964341	100.00
LABOR ORGANIZATIONS	35	519086	10.57	24	1413046	28.76	11	2547923	51.87	280	4912483	100.00
NO CONNECTED ORGANIZATION	14	221094	22.78	4	154079	15.87	2	355610	36.63	256	970697	100.00
TRADE/MEMBERSHIP/HEALTH	48	754489	21.05	22	1054363	29.42	6	960988	26.81	547	3583980	100.00
COOPERATIVE	1	14590	1.07	1	32939	2.41	2	1296806	94.73	12	1368909	100.00
CORPORATION WITHOUT STOCK	2	24912	37.14	0	0	.00	0	0	.00	29	67069	100.00
<b>TOTALS</b>	<b>171</b>	<b>2588215</b>	<b>17.41</b>	<b>69</b>	<b>3426746</b>	<b>23.05</b>	<b>24</b>	<b>5520972</b>	<b>37.13</b>	<b>1949</b>	<b>14867479</b>	<b>100.00</b>

TABLE I

CONTRIBUTIONS TO CANDIDATES FROM SEVEN LATEST CASH-ON-HAND CLASSES OF  
POLITICAL COMMITTEES BY CONTRIBUTION AMOUNT

NON-PARTY													
LTST CASH-ON-HAND CLS	#	\$1 - 99			\$100 - 249			\$250 - 499			\$500 - 999		
		\$	%	#	\$	%	#	\$	%	#	\$	%	
UNDER \$1	15	848	.36	344	45547	19.10	97	31175	13.07	97	58344	24.46	
\$ 1 TO \$ 999	229	9900	.49	2828	393610	19.65	1150	341142	17.03	958	523544	26.13	
\$ 1,000 TO \$ 4,999	432	16575	.27	5637	797854	12.84	2743	818685	13.17	2907	1570551	25.27	
\$ 5,000 TO \$ 9,999	147	7121	.21	2497	354363	10.32	1681	502829	14.65	1977	1056380	30.78	
\$ 10,000 TO \$24,999	123	4461	.07	2619	397579	6.18	1792	546058	8.49	2570	1396487	21.70	
\$ 25,000 TO \$99,999	54	1951	.03	1695	248743	3.31	1036	325019	4.33	1764	962346	12.81	
\$100,000 & UP	18	684	.01	479	74525	.79	563	177768	1.89	1350	777820	8.27	
TOTALS	1018	41540	.12	16099	2312221	6.56	9062	2742676	7.78	11623	6345472	18.01	

LTST CASH-ON-HAND CLS	#	\$1,000 - 2,499			\$2,500 - 4,999			\$5,000 AND UP			#	TOTALS		COMMITTEES
		\$	%	#	\$	%	#	\$	%	\$		%		
UNDER \$1	57	61475	25.77	5	18138	7.60	4	23000	9.64	619	238527	100.00	70	
\$ 1 TO \$ 999	460	553548	27.63	32	89675	4.48	14	92011	4.59	5671	2003430	100.00	385	
\$ 1,000 TO \$ 4,999	1573	1957991	31.50	220	668243	10.75	67	385133	6.20	13579	6215032	100.00	558	
\$ 5,000 TO \$ 9,999	877	1038087	30.24	83	253922	7.40	40	219710	6.40	7302	3432412	100.00	210	
\$ 10,000 TO \$24,999	1744	2104780	32.71	347	1078435	16.76	147	907317	14.10	9342	6435117	100.00	159	
\$ 25,000 TO \$99,999	1640	2130031	28.36	444	1459366	19.43	376	2384046	31.74	7009	7511502	100.00	68	
\$100,000 & UP	1703	2333820	24.82	700	2186482	23.26	580	3850486	40.96	5393	9401585	100.00	24	
TOTALS	8054	10179732	28.89	1831	5754261	16.33	1228	7861703	22.31	48915	35237605	100.00	1474	

TABLE J

EXPENDITURES ON BEHALF OF CANDIDATES FROM POLITICAL COMMITTEES  
BY CANDIDATES' PARTY  
NON-PARTY

COMMITTEE GROUPS	DEMOCRATIC			REPUBLICAN		
	#	\$	%	#	\$	%
CORPORATION	16	1204	7.29	52	15321	92.71
LABOR ORGANIZATION	28	23567	97.92	1	500	2.08
NO CONNECTED ORGANIZATION	20	4556	3.45	48	127636	96.55
TRADE/MEMBERSHIP/HEALTH	25	23486	21.65	42	85005	78.35
COOPERATIVE	1	1000	100.00	0	0	.00
CORPORATION WITHOUT STOCK	8	280	14.61	18	1185	61.82
TOTALS	98	54093	19.03	161	229647	80.81

COMMITTEE GROUPS	OTHER			TOTALS			COMMIT MAKING EXPEND	
	#	\$	%	#	\$	%	#	%
CORPORATION	0	0	.00	68	16525	100.00	23	2.79
LABOR ORGANIZATION	0	0	.00	29	24067	100.00	19	6.79
NO CONNECTED ORGANIZATION	0	0	.00	68	132192	100.00	13	5.08
TRADE/MEMBERSHIP/HEALTH	0	0	.00	67	108491	100.00	27	4.94
COOPERATIVE	0	0	.00	1	1000	100.00	1	8.33
CORPORATION WITHOUT STOCK	12	452	23.58	38	1917	100.00	2	6.90
TOTALS	12	452	.16	271	284192	100.00	85	4.36

TABLE K  
-----

EXPENDITURES ON BEHALF OF CANDIDATES FROM POLITICAL COMMITTEES BY OFFICE,  
INCUMBENT/CHALLENGER-OTHER/OPEN-SEAT CANDIDATE STATUS, AND PARTY

NON-PARTY												
**PRESIDENT**												
INCUMBENT												
COMMITTEE GROUPS	DEMOCRATIC			REPUBLICAN			OTHER			SUBTOTAL		
	#	\$	%	#	\$	%	#	\$	%	#	\$	%
CORPORATION	0	0	0.00	0	0	0.00	0	0	0.00	0	0	0.00
LABOR ORGANIZATION	1	1047	32.67	0	0	0.00	0	0	0.00	1	1047	32.67
NO CONNECTED ORG.	0	0	0.00	0	0	0.00	0	0	0.00	0	0	0.00
TRADE/MEMBER/HEALTH	0	0	0.00	0	0	0.00	0	0	0.00	0	0	0.00
COOPERATIVE	0	0	0.00	0	0	0.00	0	0	0.00	0	0	0.00
CORPORATION W/O STOCK	0	0	0.00	0	0	0.00	0	0	0.00	0	0	0.00
<b>TOTALS</b>	<b>1</b>	<b>1047</b>	<b>32.67</b>	<b>0</b>	<b>0</b>	<b>0.00</b>	<b>0</b>	<b>0</b>	<b>0.00</b>	<b>1</b>	<b>1047</b>	<b>32.67</b>

CHALLENGER-OTHER												
COMMITTEE GROUPS	DEMOCRATIC			REPUBLICAN			OTHER			SUBTOTAL		
	#	\$	%	#	\$	%	#	\$	%	#	\$	%
CORPORATION	0	0	0.00	0	0	0.00	0	0	0.00	0	0	0.00
LABOR ORGANIZATION	1	2158	67.33	0	0	0.00	0	0	0.00	1	2158	67.33
NO CONNECTED ORG.	0	0	0.00	0	0	0.00	0	0	0.00	0	0	0.00
TRADE/MEMBER/HEALTH	0	0	0.00	0	0	0.00	0	0	0.00	0	0	0.00
COOPERATIVE	0	0	0.00	0	0	0.00	0	0	0.00	0	0	0.00
CORPORATION W/O STOCK	0	0	0.00	0	0	0.00	0	0	0.00	0	0	0.00
<b>TOTALS</b>	<b>1</b>	<b>2158</b>	<b>67.33</b>	<b>0</b>	<b>0</b>	<b>0.00</b>	<b>0</b>	<b>0</b>	<b>0.00</b>	<b>1</b>	<b>2158</b>	<b>67.33</b>

TABLE K

EXPENDITURES ON BEHALF OF CANDIDATES FROM POLITICAL COMMITTEES BY OFFICE,  
 INCUMBENT/CHALLENGER-OTHER/OPEN-SEAT CANDIDATE STATUS, AND PARTY

COMMITTEE GROUPS	NON-PARTY											
	**PRESIDENT**											
	OPEN-SEAT											
	DEMOCRATIC			REPUBLICAN			OTHER			SUBTOTAL		
	#	\$	%	#	\$	%	#	\$	%	#	\$	%
CORPORATION	0	0	0.00	0	0	0.00	0	0	0.00	0	0	0.00
LABOR ORGANIZATION	0	0	0.00	0	0	0.00	0	0	0.00	0	0	0.00
NO CONNECTED ORG.	0	0	0.00	0	0	0.00	0	0	0.00	0	0	0.00
TRADE/MEMBER/HEALTH	0	0	0.00	0	0	0.00	0	0	0.00	0	0	0.00
COOPERATIVE	0	0	0.00	0	0	0.00	0	0	0.00	0	0	0.00
CORPORATION W/O STOCK	0	0	0.00	0	0	0.00	0	0	0.00	0	0	0.00
<b>TOTALS</b>	<b>0</b>	<b>0</b>	<b>0.00</b>	<b>0</b>	<b>0</b>	<b>0.00</b>	<b>0</b>	<b>0</b>	<b>0.00</b>	<b>0</b>	<b>0</b>	<b>0.00</b>

COMMITTEE GROUPS	GRAND TOTAL		
	#	\$	%
CORPORATION	0	0	0.00
LABOR ORGANIZATION	2	3205	100.00
NO CONNECTED ORG.	0	0	0.00
TRADE/MEMBER/HEALTH	0	0	0.00
COOPERATIVE	0	0	0.00
CORPORATION W/O STOCK	0	0	0.00
<b>TOTALS</b>	<b>2</b>	<b>3205</b>	<b>100.00</b>

TABLE K  
-----

EXPENDITURES ON BEHALF OF CANDIDATES FROM POLITICAL COMMITTEES BY OFFICE,  
INCUMBENT/CHALLENGER-OTHER/OPEN-SEAT CANDIDATE STATUS, AND PARTY

NON-PARTY											
**SENATE**											
INCUMBENT											
COMMITTEE GROUPS	DEMOCRATIC			REPUBLICAN			OTHER			SUBTOTAL	
	#	\$	%	#	\$	%	#	\$	%	#	%
CORPORATION	0	0	0.00	11	5779	86.65	0	0	0.00	11	5779 86.65
LABOR ORGANIZATION	1	2000	30.60	0	0	0.00	0	0	0.00	1	2000 30.60
NO CONNECTED ORG.	2	2044	11.68	5	4089	23.36	0	0	0.00	7	6133 35.04
TRADE/MEMBER/HEALTH	2	5970	20.86	9	19437	67.93	0	0	0.00	11	25407 88.79
COOPERATIVE	0	0	0.00	0	0	0.00	0	0	0.00	0	0 0.00
CORPORATION W/O STOCK	0	0	0.00	1	500	100.00	0	0	0.00	1	500 100.00
TOTALS	5	10014	16.74	26	29805	49.82	0	0	0.00	31	39819 66.56

CHALLENGER-OTHER											
COMMITTEE GROUPS	DEMOCRATIC			REPUBLICAN			OTHER			SUBTOTAL	
	#	\$	%	#	\$	%	#	\$	%	#	%
CORPORATION	3	134	2.01	10	738	11.07	0	0	0.00	13	872 13.08
LABOR ORGANIZATION	1	285	4.36	0	0	0.00	0	0	0.00	1	285 4.36
NO CONNECTED ORG.	1	186	1.06	9	8519	48.67	0	0	0.00	10	8705 49.73
TRADE/MEMBER/HEALTH	1	107	0.37	1	3000	10.48	0	0	0.00	2	3107 10.86
COOPERATIVE	0	0	0.00	0	0	0.00	0	0	0.00	0	0 0.00
CORPORATION W/O STOCK	0	0	0.00	0	0	0.00	0	0	0.00	0	0 0.00
TOTALS	6	712	1.19	20	12257	20.49	0	0	0.00	26	12969 21.68

TABLE K

EXPENDITURES ON BEHALF OF CANDIDATES FROM POLITICAL COMMITTEES BY OFFICE,  
 INCUMBENT/CHALLENGER-OTHER/OPEN-SEAT CANDIDATE STATUS, AND PARTY

COMMITTEE GROUPS	DEMOCRATIC			REPUBLICAN			OTHER			SUBTOTAL		
	#	\$	%	#	\$	%	#	\$	%	#	\$	%
CORPORATION	0	0	0.00	2	18	0.27	0	0	0.00	2	18	0.27
LABOR ORGANIZATION	3	4250	65.03	0	0	0.00	0	0	0.00	3	4250	65.03
NO CONNECTED ORG.	1	163	0.93	4	2502	14.29	0	0	0.00	5	2665	15.23
TRADE/MEMBER/HEALTH	0	0	0.00	1	100	0.35	0	0	0.00	1	100	0.35
COOPERATIVE	0	0	0.00	0	0	0.00	0	0	0.00	0	0	0.00
CORPORATION W/O STOCK	0	0	0.00	0	0	0.00	0	0	0.00	0	0	0.00
TOTALS	4	4413	7.38	7	2620	4.38	0	0	0.00	11	7033	11.76

COMMITTEE GROUPS	GRAND TOTAL		
	#	\$	%
CORPORATION	26	6669	100.00
LABOR ORGANIZATION	5	6535	100.00
NO CONNECTED ORG.	22	17503	100.00
TRADE/MEMBER/HEALTH	14	28614	100.00
COOPERATIVE	0	0	0.00
CORPORATION W/O STOCK	1	500	100.00
TOTALS	68	59821	100.00



TABLE K

EXPENDITURES ON BEHALF OF CANDIDATES FROM POLITICAL COMMITTEES BY OFFICE,  
 INCUMBENT/CHALLENGER-OTHER/OPEN-SEAT CANDIDATE STATUS, AND PARTY

COMMITTEE GROUPS	NON-PARTY											
	**HOUSE**											
	INCUMBENT											
	DEMOCRATIC			REPUBLICAN			OTHER			SUBTOTAL		
	#	\$	%	#	\$	%	#	\$	%	#	\$	%
CORPORATION	9	962	9.76	4	1916	19.44	0	0	0.00	13	2878	29.20
LABOR ORGANIZATION	17	10027	69.99	1	500	3.49	0	0	0.00	18	10527	73.48
NO CONNECTED ORG.	9	2020	1.76	11	2444	2.13	0	0	0.00	20	4464	3.89
TRADE/MEMBER/HEALTH	17	12923	16.18	20	32992	41.30	0	0	0.00	37	45915	57.48
COOPERATIVE	1	1000	100.00	0	0	0.00	0	0	0.00	1	1000	100.00
CORPORATION W/O STOCK	6	212	14.96	5	250	17.64	0	0	0.00	11	462	32.60
TOTALS	59	27144	12.27	41	38102	17.23	0	0	0.00	100	65246	29.50

COMMITTEE GROUPS	CHALLENGER-OTHER											
		DEMOCRATIC			REPUBLICAN			OTHER			SUBTOTAL	
	#	\$	%	#	\$	%	#	\$	%	#	\$	%
CORPORATION	2	54	0.55	15	3166	32.12	0	0	0.00	17	3220	32.67
LABOR ORGANIZATION	2	1500	10.47	0	0	0.00	0	0	0.00	2	1500	10.47
NO CONNECTED ORG.	7	143	0.12	17	109598	95.56	0	0	0.00	24	109741	95.69
TRADE/MEMBER/HEALTH	3	2985	3.74	6	12833	16.07	0	0	0.00	9	15818	19.80
COOPERATIVE	0	0	0.00	0	0	0.00	0	0	0.00	0	0	0.00
CORPORATION W/O STOCK	2	68	4.80	9	323	22.79	11	389	27.45	22	780	55.05
TOTALS	16	4750	2.15	47	125920	56.93	11	389	0.18	74	131059	59.26

TABLE K

EXPENDITURES ON BEHALF OF CANDIDATES FROM POLITICAL COMMITTEES BY OFFICE,  
 INCUMBENT/CHALLENGER-OTHER/OPEN-SEAT CANDIDATE STATUS, AND PARTY

COMMITTEE GROUPS	DEMOCRATIC			REPUBLICAN			OTHER			SUBTOTAL		
	#	\$	%	#	\$	%	#	\$	%	#	\$	%
CORPORATION	2	54	0.55	10	3704	37.58	0	0	0.00	12	3758	38.13
LABOR ORGANIZATION	2	2300	16.05	0	0	0.00	0	0	0.00	2	2300	16.05
NO CONNECTED ORG.	0	0	0.00	2	484	0.42	0	0	0.00	2	484	0.42
TRADE/MEMBER/HEALTH	2	1501	1.88	5	16643	20.84	0	0	0.00	7	18144	22.71
COOPERATIVE	0	0	0.00	0	0	0.00	0	0	0.00	0	0	0.00
CORPORATION W/O STOCK	0	0	0.00	3	112	7.90	1	63	4.45	4	175	12.35
<b>TOTALS</b>	<b>6</b>	<b>3855</b>	<b>1.74</b>	<b>20</b>	<b>20943</b>	<b>9.47</b>	<b>1</b>	<b>63</b>	<b>0.03</b>	<b>27</b>	<b>24861</b>	<b>11.24</b>

COMMITTEE GROUPS	#	GRAND TOTAL \$	%
CORPORATION	42	9856	100.00
LABOR ORGANIZATION	22	14327	100.00
NO CONNECTED ORG.	46	114689	100.00
TRADE/MEMBER/HEALTH	53	79877	100.00
COOPERATIVE	1	1000	100.00
CORPORATION W/O STOCK	37	1417	100.00
<b>TOTALS</b>	<b>201</b>	<b>221166</b>	<b>100.00</b>

TABLE K  
-----

EXPENDITURES ON BEHALF OF CANDIDATES FROM POLITICAL COMMITTEES BY OFFICE,  
INCUMBENT/CHALLENGER-OTHER/OPEN-SEAT CANDIDATE STATUS, AND PARTY

NON-PARTY

\*\*ALL FEDERAL CANDIDATES\*\*

INCUMBENT

COMMITTEE GROUPS	DEMOCRATIC			REPUBLICAN			OTHER			SUBTOTAL		
	#	\$	%	#	\$	%	#	\$	%	#	\$	%
CORPORATION	9	962	5.82	15	7695	46.57	0	0	0.00	24	8657	52.39
LABOR ORGANIZATION	19	13074	54.32	1	500	2.08	0	0	0.00	20	13574	56.40
NO CONNECTED ORG.	11	4064	3.07	16	6533	4.94	0	0	0.00	27	10597	8.02
TRADE/MEMBER/HEALTH	19	18893	17.41	29	52429	48.33	0	0	0.00	48	71322	65.74
COOPERATIVE	1	1000	100.00	0	0	0.00	0	0	0.00	1	1000	100.00
CORPORATION W/O STOCK	6	212	11.06	6	750	39.12	0	0	0.00	12	962	50.18
TOTALS	65	38205	13.44	67	67907	23.89	0	0	0.00	132	106112	37.34

CHALLENGER-OTHER

COMMITTEE GROUPS	DEMOCRATIC			REPUBLICAN			OTHER			SUBTOTAL		
	#	\$	%	#	\$	%	#	\$	%	#	\$	%
CORPORATION	5	188	1.14	25	3904	23.62	0	0	0.00	30	4092	24.76
LABOR ORGANIZATION	4	3943	16.38	0	0	0.00	0	0	0.00	4	3943	16.38
NO CONNECTED ORG.	8	329	0.25	26	118117	89.35	0	0	0.00	34	118446	89.60
TRADE/MEMBER/HEALTH	4	3092	2.85	7	15833	14.59	0	0	0.00	11	18925	17.44
COOPERATIVE	0	0	0.00	0	0	0.00	0	0	0.00	0	0	0.00
CORPORATION W/O STOCK	2	68	3.55	9	323	16.85	11	389	20.29	22	780	40.69
TOTALS	23	7620	2.68	67	138177	48.62	11	389	0.14	101	146186	51.44

TABLE K  
-----

EXPENDITURES ON BEHALF OF CANDIDATES FROM POLITICAL COMMITTEES BY OFFICE,  
INCUMBENT/CHALLENGER-OTHER/OPEN-SEAT CANDIDATE STATUS, AND PARTY

NON-PARTY

\*\*ALL FEDERAL CANDIDATES\*\*

OPEN-SEAT

COMMITTEE GROUPS	DEMOCRATIC			REPUBLICAN			OTHER			SUBTOTAL		
	#	\$	%	#	\$	%	#	\$	%	#	\$	%
CORPORATION	2	54	0.33	12	3722	22.52	0	0	0.00	14	3776	22.85
LABOR ORGANIZATION	5	6550	27.22	0	0	0.00	0	0	0.00	5	6550	27.22
NO CONNECTED ORG.	1	163	0.12	6	2986	2.26	0	0	0.00	7	3149	2.38
TRADE/MEMBER/HEALTH	2	1501	1.38	6	16743	15.43	0	0	0.00	8	18244	16.82
COOPERATIVE	0	0	0.00	0	0	0.00	0	0	0.00	0	0	0.00
CORPORATION W/O STOCK	0	0	0.00	3	112	5.84	1	63	3.29	4	175	9.13
TOTALS	10	8268	2.91	27	23563	8.29	1	63	0.02	38	31894	11.22

COMMITTEE GROUPS	GRAND TOTAL		
	#	\$	%
CORPORATION	68	16525	100.00
LABOR ORGANIZATION	29	24067	100.00
NO CONNECTED ORG.	68	132192	100.00
TRADE/MEMBER/HEALTH	67	108491	100.00
COOPERATIVE	1	1000	100.00
CORPORATION W/O STOCK	38	1917	100.00
TOTALS	271	284192	100.00